

Agenda for Assembly Agriculture Committee Activities 2001-2002 Session

Activity	Possible timeline
----------	-------------------

TO DO:

MADISON - Tour of UW-Madison Campus / Dairy Barn / Vet Lab/ Biostar

MADISON - Visit to Co-op on Cottage Grove Road / John Manske & Betsy Abhner

MADISON - Press Conference on Ag Issues / Joan Sanstadt

MADISON - Meat lab / Capitol Budget / Pete Christianson

PLATTEVILLE - UW Platteville / Discovery Farms Tour / Stewardship Program

MINNESOTA - Ethanol Plant Tour

<i>Done 3/1/01</i>	Discussion of Budget issues
<i>Done 3/1/01</i>	Briefing on the state of Agriculture by Sec. Brancel DATCP
<i>Done 3/1/01</i>	Briefing on summer listening sessions / legislation ideas
<i>Done 3/1/01</i>	Discussion of Sub-Committees - Tractor safety
<i>Done 3/1/01</i>	Discussion of ag issues
<i>Done 3/15/01</i>	Meeting with Pork Producers Association.
<i>Done 3/15/01</i>	Counties Association/ Dairy tax proposal
<i>Done 3/15/01</i>	Funding for nonpoint / FBF Paul Zimmerman
<i>Done 3/15/01</i>	Stray Voltage / Farm Wiring
<i>Done 3/29/01</i>	Briefing on Foot & Mouth

Committee tour of UW

Meeting with Dean Aberle and Len Maurer

4/24/01

Could include an informative session.

Dairy barn at Arlington:

Will be repaired with insurance money...
Can be toured as well.

Old Barn on Campus:

New power plant is needed.
Alliant and MGE Alliance are building it with private money.
Campus will purchase the energy.

This building will shade the current greenhouse so it needs to be moved.
The location would most likely be near the old barn.
The greenhouse is needed for plant research.

State Historical society is working on a designation...

No use for the barn at this point the way it is.
Will not pass for a livestock facility.

Museum use:

Bad location?
Will cost money to redo it.
Will cost money to run it.
Move to a different location and preserve structure?
Who will pay for it?

A lot of people may be behind saving the old barn but...

Ask Committee members if they want campus people to come and address the committee on issues...

They would be willing to do either, come here or host us there.



University of Wisconsin – Madison: BioStar

Biotechnology has the potential to be Wisconsin's growth industry for the 21st century. Over the past ten years, 68 percent of the new companies spun off from UW-Madison were in the biological sciences. These are companies that stay in Wisconsin, bring in significant federal R&D funding and provide higher-skill, higher-wage jobs. In addition to the economic benefits, biotechnology research promises to help improve the quality of life for Wisconsin citizens and people throughout the world. This research can help identify, treat or prevent human and animal diseases, increase the productivity and safety of our food supply and preserve the well being of the environment. Providing up-to-date, state of the art facilities is critical to ensuring Wisconsin's preeminence in biotechnology and applications.

BioStar is a 10-year, \$317 million plan to build or renovate four campus biological life sciences buildings. Following the highly successful WisStar model, funding for BioStar will be equally shared by the state and private funds raised by UW-Madison. The Wisconsin Alumni Research Foundation has already promised one half of the private funding - \$80 million.

The four BioStar building projects are:

- Biotechnology Center Addition (\$27 million): This much needed addition to the existing Biotechnology Center will create modern research space to house the newly created Genome Center and replace an antiquated research facility for the Laboratory of Genetics. The recent improvement in rapid sequencing and analysis of DNA has opened a new research area called Genomics. This new field has created opportunities that have been likened to a new technological revolution. Such opportunities could be lucrative for the state as it is estimated there is a \$40 billion commercial market for these technologies.
- New Microbial Sciences Building (\$100 million): This new building will be a cross-college facility, replacing an outdated and overcrowded building (E.B.Fred), and providing needed space to coordinate university instructional and research efforts in microbiology, immunology and food safety.
- Biochemistry Building Addition (\$85 million): This addition will replace antiquated facilities in the existing Biochemistry Building and create a new cross-college facility providing specialized instructional and research laboratories for the biochemical sciences on campus. The driving force of biochemical research is finding molecular answers to fundamental problems in the biology and chemistry of life.
- New Interdisciplinary Sciences Building (\$105 million): This new building will provide a focus for undergraduate and graduate education in biology and related sciences, and for research that will span the molecular basis of life to the biology of the mind. The building also will significantly improve facilities for university-wide undergraduate programs and cross-college, graduate training programs in the biological sciences.



Gabe Loeffelholz
STATE REPRESENTATIVE

April 4, 2001

Representative All Ott
Chairman
Assembly Agriculture Committee
Room 318 North
Madison, WI

Dear Representative Ott,

As you know the Governor's budget included \$1.8 million in funding for the Wisconsin Agriculture Stewardship Initiative (WASI). A significant portion of this money will go to the University of Wisconsin-Platteville; therefore I am formally inviting the Assembly Agriculture Committee to come to UW-Platteville to learn more about WASI.

The WASI is a producer driven research initiative encompassing a statewide collaboration of framers, farm organizations, commodity groups, university researchers, environmental groups and government agencies. The WASI will help farmers, reduce feed, labor and other costs, protect the environment and improve efficiency.

Wisconsin has a strong history rooted in the values and traditions of agriculture. However, recent years have been tough on our farmers, they have faced economic challenges and ever increasing environmental regulations. Forced with complying with these environmental regulations sometimes means having to make the agonizing decision about whether to keep farming. Our farmers need new tools, gained through research, to help them protect our fragile economy in a sound economic manner.

I believe a tour of UW-Platteville will be very beneficial to committee members because I wholeheartedly believe WASI is the future of agriculture in Wisconsin. Everyone needs to understand Wisconsin's agriculture is at a crossroads. We can continue down the path we are on now and lose our internationally recognized leadership role or we can "grab the bull by the horns" and continue to lead the nation and the world through WASI.

Thank you for your consideration of my request. Please do not hesitate to contact me with any questions or concerns.

Sincerely,

Gabe Loeffelholz
State Representative

CC: Speaker Scott Jensen
Representative Steve Freese
Duane Ford – UW - Platteville

49th Assembly District

Post Office Box 8952 • Madison, WI 53708-8952 • (608) 266-1170 • Toll-Free: 1 (888) 872-0049

E-mail: Rep.Loeffelholz@legis.state.wi.us

Kalies, Beata

From: Wade, Joan H.
Sent: Thursday, March 22, 2001 12:06 PM
To: Kalies, Beata
Subject: RE: seeking ideas

Hi Beata,

I would like to explore the idea of taking a tour of an ethanol plant in Minnesota. This could be and should be big business here. I would really like to go see how one operates. I have an offer from the Corn Growers Association to go with them on a one day tour along with some UW Extension folks and media types.

I'll send you a copy of the letter and e-mail that I got from the Corn Growers.

Thanks

Joan

-----Original Message-----

From: Kalies, Beata
Sent: Thursday, March 22, 2001 10:55 AM
To: Mueller, Virginia (Legislature); Loeffelholz, Gabe; Redell, Carol; Ainsworth, John; Kieper, Cynthia L.; Schneider, Marlin; Reineking, Carol; Reynolds, Marty; Hoglund, Lindsay; Lassa, Julie; Quick, Paulette; Hubler, Mary; Laabs2, Mary; Gronemus, Barbara; Thompson, Anne; Suder, Scott; Gaston, Geoff; Steinbrink, John; Mielke, Jon; Plouff, Joe; Voight, Eric; Bies, Garey; Matzen, David; Kestell, Steve; Schubert, Heather; Hahn, Eugene; Hein, Tanya; Wade, Joan H.; Laufman, Kimberly; Petrowski, Jerry; Patronskey, Mark
Cc: Ott, Alvin
Subject: seeking ideas

Dear Agriculture Committee members and staff:

Our next regularly scheduled meeting date is March 29th. On that day we will have a public hearing on AB 118 & 121.

I will once again provide copies of these bills to committee members.

Please be advised that there will be an exec session on those bills as well as AB 44 on this day.

I have also invited two guests - Jim Harsdorf, new Secretary of DATCP and Dr. Siroky, the State Vet. As soon as I have confirmation that their schedule will allow them to join us, I will let you know.

We have two dates available for potential hearings in April (the 12th and the 26th). So far, few proposals are pending in committee.

Chairman Ott is looking for possible ideas & suggestions from committee members regarding what members would like to possibly take up on those days.

Thank you in advance.

Beata Kalies
Agriculture Committee Clerk
Office of Representative Al Ott

Kalies, Beata

From: Wade, Joan H.
Sent: Friday, March 23, 2001 2:55 PM
To: Ott, Alvin
Subject: FW: Ethanol Plant Tour

Al,

What do you think about taking a tour like this?

I talked to the corn growers about it and of course they would love to have us see a plant. If you don't think it is appropriate for the entire committee, I'll try to hook up with the extension people. Luther also said his brother might be able to help us set it up if this doesn't work out.

Joan

-----Original Message-----

From: Faxination
Sent: Friday, March 23, 2001 8:49 AM
To: Prill, Andrea; Wade, Joan H.; Hein, Tanya
Subject: Ethanol Plant Tour



2829F000.tif

Incoming Fax:

Description:

Explanation:

Sent to: '2823642' CSID:414 495 3178 (0)

Items received: 2

Duration: 64 seconds Transmission speed: 9600 baud
Gateway ID: 0 Job Reference: 282A0



WISCONSIN CORN GROWERS ASSOCIATION

W1360 Hwy 106, Palmyra, WI 53156

Phone: (262) 495-2232 Fax: (262) 495-3178

March 23, 2001

Representative Joan Wade
State Capital
Madison, WI

You mentioned that the Ag Committee and /or other legislators might like to see an ethanol plant. We just sponsored a bus tour last Monday to Preston, MN. Preston is west of LaCrosse and is about 190-200 miles from Madison, or about 3 hours by bus, so it is a one day trip. They took about a 2 hour tour and stopped for lunch and all seemed to enjoy it. We had several people who couldn't make that tour and so we are talking about sponsoring another one and would certainly have room for a group of legislators. We would probably do this trip fairly quickly, because farmers will soon be in the fields.

Another option is a tour organized by several Extension agents, but they are planning a two day tour in June of several plants and an ethanol meeting at St Paul. Greg Andrews, Extension Agent in Pierce County is organizing the trip, and his phone number is 715-273-3531. I am not sure if they have a final date yet, but assume that they would have some seats available.

Bob Oleson, Executive Director

Fax Cover Sheet

Date: 3-23-01

To: Joan WAF

Attn: _____

Fax: 608 282 3642

Phone: _____

From: **Wisconsin Corn Program
Bob Oleson, Executive Director**

Fax: **262-495-3178**

Phone: **262-495-2232**

Re: _____

There are 2 page(s) including this sheet.

Notes: _____

Kalies, Beata

From: Hein, Tanya
Sent: Thursday, April 05, 2001 8:55 AM
To: Kalies, Beata
Subject: FW: How do you like the ag committee?

-----Original Message-----

From: Wade, Joan H.
Sent: Wednesday, April 04, 2001 10:21 PM
To: Hein, Tanya
Subject: RE: How do you like the ag committee?

Sure.

The informational hearings have been great. I would just as soon plan on spending the entire day in an Ag hearing and learn a lot rather than having a short 1 - 2 hour meeting and not getting enough information.

We can get the bills online so no need to send out ahead of time. The exception would be last minute amendments and/or fiscal notes.

Tell Beata and Rep. Ott they are doing a great service for the Agriculture community.

Keep it up!

Joan

-----Original Message-----

From: Hein, Tanya
Sent: Wednesday, April 04, 2001 11:44 AM
To: Joan Wade
Subject: FW: How do you like the ag committee?
Importance: High

Help! Any Thoughts??

Tanya R. Hein, JD
Office of Rep. Joan Wade
10 West, State Capitol
Tel: 608-266-7746 or Toll Free: 1-888-534-0042
~~~~~

-----Original Message-----

**From:** Kalies, Beata  
**Sent:** Wednesday, April 04, 2001 11:40 AM  
**To:** Mueller, Virginia (Legislature); Redell, Carol; Kieper, Cynthia L.; Reineking, Carol; Hoglund, Lindsay; Quick, Paulette; Laabs2, Mary; Thompson, Anne; Gaston, Geoff; Mielke, Jon; Voight, Eric; Matzen, David; Schubert, Heather; Hein, Tanya; Laufman, Kimberly; Patrosky, Mark  
**Subject:**  
**Importance:** High

Hi everyone!

Thank you in advance for responding.

I'm taking an informal survey of the staff of Assembly Agriculture Committee Members regarding how they see the committee activities so far this session.

I figure that if members are complaining about or praising the agenda, you would be the first to hear about it.

So, can you let me know by email where your boss would fit.

Do we have too many hearings? Not enough?

Is our agenda too full? Not full enough?

Have the informational briefings been helpful? Waste of time?

What would you like to see more of? Less of?  
Like to get the materials like copies of bills at the committee? Prefer ahead of time?  
etc.

I'm interested in the results because the Ag Committee has been asked to go to various locations for hearings and entertain all sorts of individuals wishing to testify before the committee on issues. Before scheduling all of that, I want to know if members are actually interested.  
Thank you! Your help is most appreciated!

Beata Kalies  
Agriculture Committee Clerk  
Office of Representative Al Ott

## Kalies, Beata

---

**From:** Rep.Ainsworth  
**Sent:** Wednesday, April 04, 2001 1:54 PM  
**To:** Kalies, Beata  
**Subject:** RE:

Beata -

John would like to spend committee time on issues which may show up in bills that are supportive of Wisconsin agriculture. He doesn't feel there is a need to spend a lot of time on issues upon which the Committee can have little or no effect.

Thanks,

Carol/Ainsworth's Office

Rep Gene Hahn called 4/5/01

- should keep some date open to take up things that come up last minute.

Out of Madison - big committee, takes a lot to handle it every where.

- expensive

- can be misinterpreted by voters

possible trips: protect UW

Stewardship stuff

but not all over all the time.

short briefings while already at hearing are ok ...

⇒ AI is a little bit too anxious, wants to have everyone jump + take action,

Not everyone is in the same opinion.

AI should cool off for a little while

we have a long session ahead of us, don't need to rush it, + do everything in the first six months.

STATE OF WISCONSIN

To Beata

Date 4-2-01 Time 8:45

WHILE YOU WERE OUT

M Dunwoody Ford


of WCO - Platteville

Phone (608) 342-1547

|                    |                                     |                 |                                     |
|--------------------|-------------------------------------|-----------------|-------------------------------------|
| Telephoned         | <input checked="" type="checkbox"/> | Please Call     | <input checked="" type="checkbox"/> |
| Called to See You  | <input type="checkbox"/>            | Rush            | <input type="checkbox"/>            |
| Returned Your Call | <input type="checkbox"/>            | Will Call Again | <input type="checkbox"/>            |

Message Ag Comm. Still thinking about mtg. in Platteville?

- Would like to testify about the Stewardship Program  
Sometime.



Party Receiving Call

\* call back "still considering" will let him

“The **Madison Initiative** strengthens our commitment to our students and the state of Wisconsin. This proposal continues the public-private partnership established last year between the citizens of Wisconsin and the university’s alumni and donors. It is a modest investment with a high rate of return and long-term results.”

Chancellor David Ward  
UW-Madison

## Madison Initiative

*Investing in Students. Investing in the State.*

The Madison Initiative is an innovative approach to funding the University of Wisconsin-Madison's future in a time of dramatic change in higher education.

A four-year investment plan, the Madison Initiative is a true public-private partnership, combining \$57 million in new state and student funding with another \$40 million from private giving to the university.

"The Madison Initiative strengthens our commitment to our students and the state of Wisconsin," says UW-Madison chancellor David Ward. "This proposal continues the public-private partnership established last year between the citizens of Wisconsin and the university's alumni and donors. It is a modest investment with a high rate of return and long-term results."

Thanks to approval in the 1999-2001 state budget, the Madison Initiative is off to a great start. But it remains a work in progress that can only be fully realized with support for the plan's second phase.

The framework for the Madison Initiative's next two years was approved by the UW System Board of Regents in August 2000 as part of the full UW System 2001-03 budget request.

Support for the second phase of the Madison Initiative is critical as it is reviewed by Governor Tommy Thompson this fall and the Legislature next spring. For a brief status report about what the Madison Initiative has accomplished so far and what can be brought to fruition with continued support, please read on.

### Promises made, promises kept

While UW-Madison prepares for the next phase of the Madison Initiative, the original investment is already paying off with a wide range of projects.

|           | State/Students                        | Alumni/Donors              |
|-----------|---------------------------------------|----------------------------|
| 1999-2001 | \$29 million                          | \$20 million               |
| 2001-2003 | \$28 million<br>(requested)           | \$20 million<br>(promised) |
| Subtotal  | \$57 million                          | \$40 million*              |
|           | <b>Total investment: \$97 million</b> |                            |

\*The commitment is \$40 million over four years, plus \$10 million each following year

Priorities such as enhanced teaching and learning, increased student financial aid, innovative faculty hiring and facilities upgrades have been advanced under the first phase of the initiative. Here are some examples of what has been accomplished so far:

### Enhanced teaching and learning

Three new instructional technology programs underway this year will be further supported by the second phase of the Madison Initiative. They include:

- A popular new certificate program in Geographic Information Systems (GIS) is becoming more accessible with distance learning technology. GIS is enhancing careers in everything from real estate to land management. This program brings a customized curriculum to off-campus students.
- Sophisticated new computer programs are helping students become more functional speakers of foreign languages. The technology can replicate some benefits of a study-abroad experience in the language lab, and help students better understand the cultural nuances of language.
- Biology 151-152, an undergraduate course that has quadrupled in size since 1994 to 800 students per semester, is getting a major redesign to promote active learning. The effort is creating collaborative student teams and a suite of Internet-based tutorials that give students a self-guided tour through science concepts.

In addition, steps are being taken to create more student research opportunities. The Undergraduate Research Scholars program, which began as a pilot in spring 1999, introduces freshmen and sophomores to the research environment through for-credit work on campus research projects. The program also aims to improve retention rates and academic performance of under-represented groups. The program currently has enrolled approximately 65 students and another 10 serve as upper-class mentors. It complements the existing Hilldale Undergraduate Fellowships, which provide independent research grants for more than 100 students annually.

### Student financial aid

As part of the first phase of the Madison Initiative, all UW-Madison students who received a need-based grant, such as the federal Pell Grant, were awarded an additional \$300 in financial aid grants from the university to offset a tuition increase in 1999-2000. In total, approximately 4,200 students received grants through this program.

## Strategic faculty hiring

UW-Madison has hired 51 new faculty under "cluster hiring" initiatives and 40 additional searches are underway. This innovative program is supporting emerging fields of study that cut across many traditional departments. Examples include international public affairs, genomics, bioethics and micro-scale materials science. A new round of strategic hiring will address fields including energy sources and policy, ethnic studies, land use, entrepreneurship, the African Diaspora and women's health.

## Facilities upgrades

The UW-Madison campus has more than 330 buildings, half of which are more than 35 years old. Madison Initiative funding is helping the university catch up on deferred maintenance that will ensure older buildings are fully functional and energy efficient, saving taxpayers money. Funding covers everything from upgrading heating, cooling and electrical systems to a fresh coat of paint. Buildings recently completed include Russell Laboratories, Agricultural Engineering, Educational Sciences and Goodnight Hall. Projects underway include the Helen C. White Tower, Birge Hall and the Medical Sciences Building.

## And more to come

The second phase of the Madison Initiative holds great promise for additional activities that will help UW-Madison maintain its margin of excellence and its position as one of the top institutions of higher learning. Here is just a sample of what's on the horizon for the second phase:

- **Broadening student learning opportunities** through new freshman seminars; expanded bioscience and foreign language programs; enhanced pre-college programs, such as the PEOPLE program; and using the power of technology to transform traditional approaches to teaching and learning.
- **Enhancing Wisconsin's economic development** through research and technology transfer, more international opportunities for students and faculty, and increased professional education for the state's workforce. Capstone degree programs will meet the needs of students who are finishing traditional degree programs and want to supplement their education with specialized training, as well as the needs of working professionals who want additional training for their current jobs. An e-commerce initiative is creating a campus hub for multi-disciplinary research in electronic commerce and helping to coordinate an e-commerce curriculum. These efforts will support the creation of a high-tech workforce and stimulate e-business development — both of which are critical to Wisconsin's economic future.

- **Maintaining affordability for students** will continue to be a priority. Students who receive need-based financial aid would continue to receive grants to offset tuition increases, assuring that any Wisconsin citizen, regardless of income or background, can afford a UW-Madison education. Merit-based research fellowships would also be awarded.
- **Continuing strategic hiring** that will provide faculty in new areas of knowledge. During the course of the four-year Madison Initiative, UW-Madison proposes to hire more than 100 new faculty under the cluster hiring model. These professors will bring not only their expertise to the university and the state, but also substantial outside resources, such as federal and private grant funding.

## How to get involved

- Take advantage of some of the programs that directly enhance Wisconsin business and industry. For example, consider joining the Consortium for Electronic Commerce, which is helping Wisconsin companies fully develop their e-business potential. For more information contact Director Raj Veeramani at (608) 262-0861.
- Another Madison Initiative priority — creating new capstone degree programs — will rely on the direct input of business leaders to effectively meet the state's professional workforce needs. For information contact Graduate School Dean Virginia Hinshaw at (608) 262-1044.
- UW-Madison is working to bring an international focus to technology transfer through the Center for World Affairs and the Global Economy (WAGE). The center is focusing research efforts on helping Wisconsin companies venture into global markets. For more information call WAGE Director Donald Nichols at (608) 263-2327.

If you are interested in lending your support to the Madison Initiative, contact any of these organizations:

- The UW-Madison Office of State Relations. Serves as the liaison between the university and state government. (608) 263-5510. E-mail: [staterelations@bascom.wisc.edu](mailto:staterelations@bascom.wisc.edu)
- The Wisconsin Alumni Association. Directs communication efforts and programs for nearly 300,000 UW-Madison alumni across the world. (608) 262-2551; E-mail: [waa@uwalumni.com](mailto:waa@uwalumni.com)
- The Badger Action Network (BAN), statewide advocacy network run by the Wisconsin Alumni Association. (608) 262-2551. E-mail: [BAN@uwalumni.com](mailto:BAN@uwalumni.com)
- The University of Wisconsin Foundation, which can provide information on the private fundraising campaigns devoted to the Madison Initiative. 263-4545. E-mail: [uwf@uwfoundation.wisc.edu](mailto:uwf@uwfoundation.wisc.edu)



Q: What is the Madison Initiative?

A: The Madison Initiative is a four-year investment plan to strengthen UW-Madison as it provides students an outstanding education and helps Wisconsin expand its competitiveness in the global economy.

Q: What are the details of the plan?

A: The Madison Initiative is a highly leveraged public-private partnership. The overall plan calls for an investment of \$57 million in new funds from the state and students to be matched by \$40 million in private support, for a total investment of \$97 million. The funds will bring UW-Madison to the Big Ten median in terms of support per student from state tax revenue and tuition.

Q: What is the current status of the Madison Initiative?

A: The Madison Initiative has achieved great momentum. Planning for the Madison Initiative began several years ago, and now the university is already two years into the four-year investment plan. State lawmakers approved the first \$29.2 million for the Madison Initiative in the 1999-2001 state budget. Alumni and other donors contributed \$20 million through the UW Foundation and the Wisconsin Alumni Research Foundation.

Q: What is the next step?

A: For the 2001-03 state budget, the university requested the \$28 million, to again be matched with \$20 million in private support, to complete the Madison Initiative. The additional state funds and tuition revenue will enable the university to leverage new grant money and private giving over and above current levels, allowing UW-Madison to maintain its margin of excellence as one of the nation's best public research universities.

Q: What are the priorities of the first phase of the Madison Initiative?

- A: The first phase, now underway, focuses on:
- strategic hiring and retention of key faculty and academic staff
  - improved academics, including enhanced teaching and learning with technology and expanded research opportunities for undergraduates
  - improving financial assistance for students in need
  - renovation and repair of aging buildings

In addition, funds have been invested in academic improvements such as advising, information technology and libraries.

Q: What are the priorities of the second phase of the Madison Initiative?

- A: The second phase of the initiative — with the additional funding proposed in the 2001-03 state budget and increased private giving — would expand on the priorities of the first phase by:
- broadening student learning opportunities
  - enhancing Wisconsin's economic development
  - maintaining affordability for students through increased financial aid
  - continuing the strategic hiring program

Q: What inspired the Madison Initiative?

A: The Madison Initiative is rooted in the university's Vision for the Future, as outlined by Chancellor David Ward. The vision includes keeping the best and brightest Wisconsin high school graduates in Wisconsin; attracting and retaining world-class faculty members; providing a world-class education for Wisconsin's future leaders; and maintaining Wisconsin's competitiveness in the global economy.

For more information about the Madison Initiative and the biennial budget:

■ Office of State Relations: (608) 263-5510  
<http://www.staterelations.wisc.edu>

■ Biennial Budget Proposal 2001-03:  
<http://www.wisconsin.edu/budget/>

*END*



*END*

Chairman:  
Agriculture Committee



Member:  
Conservation & Land Use  
Consumer Affairs  
Natural Resources  
Utilities


**Al Ott**

State Representative • 3rd Assembly District

**ASSEMBLY AGRICULTURE COMMITTEE**

**MEMO**

**TO: Members of the Agriculture Committee**

**FROM: Representative Al Ott, Chair** 

**DATE: June 7, 2000**

The following documents have been received by the Agriculture Committee:

- Status of Alien land ownership in the state of Wisconsin
- Wildlife Damage Abatement and Claims Program Annual Report

Attached please find copies of the documents for your information.



State of Wisconsin  
Tommy G. Thompson, Governor

Department of Agriculture, Trade and Consumer Protection  
Ben Brancel, Secretary

May 16, 2000

Charles R. Sanders  
Chief Clerk – Assembly  
One East Main Street, Suite 402  
PO Box 8952  
Madison, WI 53708-8952



Dear Mr. Sanders:

Pursuant to s. 710.02 (4) (b), Stats, as amended by 1993 Wisconsin Act 112, I submit to the Assembly the attached report entitled "Status of Alien Land Ownership in the State Of Wisconsin, 1994 –1999."

Under s. 710.02 (4) (a), Stats., DATCP must annually submit this report to the chief clerk of each house of the legislature for distribution to the appropriate standing committees under s. 13.172 (3), Stats. The report summarizes information received under s. 710.02 (4) (a), Stats.

Under s. 710.02 (4) (a), Stats., all foreign persons (including individuals, corporations, firms, partnerships, limited liability companies, trusts and any other legal entity) who acquire or transfer land in Wisconsin must submit a report to DATCP after the date of acquisition or transfer. The same report must also be filed under federal law, under 7 USC 3501 to 3508. Aliens initially file the FSA-153 forms with their county FSA office. The reports are then forwarded to Washington, DC to be verified and recorded before they are filed with DATCP.

The attached report summarizes ownership of Wisconsin land as of December 1999, according to the information received by DATCP as of that date. Additional copies of this report may be obtained by contacting Kathy Schmitt in the Division of Marketing at 608/224-5048.

Sincerely,

Ben Brancel  
Secretary

**STATUS OF ALIEN LAND OWNERSHIP  
IN THE  
STATE OF WISCONSIN  
1994 – 1999**

*PREPARED BY:*

*WISCONSIN DEPARTMENT OF AGRICULTURE,  
TRADE AND CONSUMER PROTECTION*

*MAY 2000*

## SUMMARY:

Under the Agriculture Foreign Investment Disclosure Act (AFIDA), the United States Department of Agriculture is obligated to report each state's alien agricultural land ownership to the state's department of agriculture.

Chapter 710.02, Wis. Stats. (Miscellaneous Property Provisions), last revised in 1993, defines aliens as nonresidents of any state of the United States, or corporations not created under the laws of the United States or a state of the United States. Corporations, limited liability companies, partnerships or associations having more than 20% of their stock, securities or other indicia of ownership held or owned by aliens as defined above are also considered aliens. Aliens may not own more than 640 acres of land in the state unless they meet one of the seven exceptions listed in Chapter 710.02(2) (a) through (g), Wis. Stats.

Five alien landholdings exceed 640 acres of land. Nicolet Minerals, Concrete Acquisition Co. and Flambeau Mining Co. meet the exceptions rule under 710.02 (2) sub (d). FAS Farms LLC, consisting of 826 acres, was acquired on 10/15/96 and appears to meet the exceptions rule under (5) (a) (2) - FAS Farms LLC is within the 4 years divestiture time frame. C.P. Anton Pin, with 2,427 acres would appear to be in violation of the 640 acres rule - 710.02 (1).

The following pages provide data related to alien farmland ownership in Wisconsin during the period of January 1994 to December 1999 as recorded by the Wisconsin Department of Agriculture, Trade and Consumer Protection.

At the end of 1993, there were 26,944 acres owned by foreigners, with 16,364 of those acres being cropland. By the end of 1999, there were 39 counties in which land was owned by foreigners in Wisconsin totaling 33,363 acres, with 18,095 acres being cropland. Total acreage of alien landholding increased by 6,419 acres from 1994 through 1999 (1,070 acres/yr. average).

Of the 39 counties, 7 had alien landholdings of 1,000 acres or more, while 24 counties had 500 acres or less. Four counties, Forest, Grant, Lafayette and Walworth account for 46.5% of the total alien landholdings in the State of Wisconsin.

Aliens from 21 different countries own farm land and wood land in Wisconsin. Owners from 2 countries, Canada and West Germany combined, account for a 56.78% of total alien acres owned in the state. Canada (6087.57 acres) and West Germany (12,854.44 acres) total 18,942 acres.

Copies of this report may be obtained by contacting Kathy Schmitt in the Division of Marketing, at 224-5048.

TABLE 1  
TOTAL ACRES OF ALIEN LANDHOLDINGS BY COUNTY  
1994 - 1999

| County        | Total Acres     | Crop            | Pasture       | Wooded          | Other Acres    |
|---------------|-----------------|-----------------|---------------|-----------------|----------------|
| Barron        | 777             | 417             | 260           | 98              | 2              |
| Bayfield      | 640             | 12              | 10            | 560             | 58             |
| Clark         | 772.8           | 491.4           | 87            | 39              | 155.4          |
| Columbia      | 80              | 80              | 0             | 0               | 0              |
| Dane          | 743.33          | 349.5           | 20            | 8               | 365.41         |
| Dodge         | 335             | 320             | 4             | 0               | 11             |
| Douglas       | 80              | 0               | 0             | 40              | 40             |
| Dunn          | 160             | 0               | 0             | 160             | 0              |
| Eau Claire    | 472             | 437             | 0             | 35              | 0              |
| Fond du Lac   | 1957            | 1600            | 336           | 0               | 21             |
| Forest        | 4451.54         | 225             | 0             | 4226.54         | 0              |
| Grant         | 2323.38         | 2115.59         | 139           | 0               | 68.791         |
| Green         | 362             | 322             | 0             | 0               | 40             |
| Jackson       | 2334            | 1059            | 5             | 1170            | 100            |
| Jefferson     | 326.5           | 315             | 0             | 0               | 11.5           |
| Juneau        | 50              | 42.9            | 7.1           | 0               | 0              |
| Lafayette     | 5072.17         | 3934            | 633           | 371             | 134.17         |
| Manitowoc     | 58.8            | 48.76           | 0             | 8.04            | 2              |
| Marathon      | 200             | 120             | 10            | 67              | 3              |
| Marquette     | 80              | 0               | 0             | 0               | 80             |
| Milwaukee     | 128.5           | 49              | 0             | 47              | 32.5           |
| Oconto        | 110.03          | 77.9            | 0             | 13              | 19.13          |
| Outagamie     | 56              | 25              | 0             | 0               | 31             |
| Pierce        | 264.44          | 182.4           | 30            | 52.04           | 0              |
| Price         | 396.89          | 0               | 0             | 396.9           | 0              |
| Racine        | 506             | 320.2           | 0             | 25              | 160.8          |
| Richland      | 100             | 22.3            | 42.7          | 35              | 0              |
| Rock          | 992.08          | 947.1           | 0             | 11.3            | 33.68          |
| Rusk          | 3450            | 1396.33         | 7             | 1609            | 437.67         |
| Sauk          | 961             | 150             | 100           | 611             | 100            |
| Sheboygan     | 67              | 60              | 0             | 7               | 0              |
| St. Croix     | 227             | 85              | 90            | 52              | 0              |
| Trempealeau   | 519             | 386             | 49            | 79              | 5              |
| Vilas         | 223             | 0               | 0             | 223             | 0              |
| Walworth      | 3676.65         | 2254.97         | 491           | 211.45          | 718.22         |
| Washburn      | 140             | 0               | 0             | 140             | 0              |
| Waukesha      | 203             | 194             | 0             | 8               | 1              |
| Waupaca       | 40              | 30              | 10            | 0               | 0              |
| Winnebago     | 26.75           | 25.9            | 0             | 0               | 0.85           |
| <b>Totals</b> | <b>33362.86</b> | <b>18095.25</b> | <b>2330.8</b> | <b>10303.27</b> | <b>2632.12</b> |

Note: Totals from crop, pasture, woodland, and other acres does not add up to total acres due to numerical rounding that occurred in acreage reports.

TABLE 2  
ALIEN LANDHOLDINGS BY OWNERS' COUNTRY  
OF CITIZENSHIP AND COUNTY LOCATION  
1994-1999

| Citizenship       | County      | Owners name                               | Acres   | Type of owner |
|-------------------|-------------|-------------------------------------------|---------|---------------|
| Australian        |             |                                           |         |               |
|                   | Walworth    | Delavan 180 Venture                       | 183.48  | P             |
| Austrian          |             |                                           |         |               |
|                   | Barron      | Ernst A Kubacsek                          | 320     | I             |
| Belgium/W Germany |             |                                           |         |               |
|                   | Columbia    | Unimin Corporation                        | 71      | C             |
|                   | Columbia    | Winchester and Western Railroad           | 9       | C             |
|                   | Pierce      | Unimin Wisconsin Equipment Corporation    | 8       | C             |
| Canada            |             |                                           |         |               |
|                   | Barron      | Catherine Ellen Sperling                  | 75      | I             |
|                   | Barron      | Rolem Enterprises, Inc.                   | 324     | C             |
|                   | Clark       | David & Rita Purvis                       | 235     | I             |
|                   | Clark       | Heinz Daub & Eleonore Daub                | 180     | I             |
|                   | Forest      | Nicolet Minerals Co. f/k/a Crandon Mining | 4451.54 | P             |
|                   | Oconto      | Frigo Foods Inc d/b/a Saputo Cheese       | 110.03  | C             |
|                   | St. Croix   | Charles Pinkerton                         | 40      | I             |
|                   | Trempealeau | D.A. Heimdal Professional Corporation     | 179     | C             |
|                   | Walworth    | Bernd Abromeit                            | 60.4    | I             |
|                   | Walworth    | Maria Reiss                               | 11      | I             |
|                   | Waupaca     | Kenneth J Murphy                          | 40      | I             |
| Canada/USA        |             |                                           |         |               |
|                   | Clark       | Stella Foods                              | 38.8    | C             |
|                   | Fond du Lac | Clearstone Elk Ranch Inc.                 | 284     | C             |
|                   | Manitowoc   | Stella Foods                              | 58.8    | C             |
| Cayman Islands    |             |                                           |         |               |
|                   | St. Croix   | Knabue Enterprises, Ltd                   | 187     | C             |
| France            |             |                                           |         |               |
|                   | Jackson     | Equitable Life Assurance Society          | 539     | C             |
| Israel            |             |                                           |         |               |
|                   | Sauk        | Willow Creek Partners                     | 367     | P             |
| Italy             |             |                                           |         |               |
|                   | Dodge       | Arturo Casali                             | 184     | I             |
|                   | Dodge       | Itallas America Corp                      | 151     | C             |
|                   | Eau         | C.P. Anton Pin                            | 472     | P             |
|                   | Jackson     | C.P. Anton Pin                            | 1795    | P             |
|                   | Trempealeau | C.P. Anton Pin                            | 170     | P             |



| Citizenship          | County      | Owners name                     | Acres  | Type of owner |
|----------------------|-------------|---------------------------------|--------|---------------|
| Japan                | Bayfield    | Sunao Suzuki                    | 80     | I             |
|                      | Douglas     | Deidre Lammers and Fumio Onishi | 80     | I             |
|                      | Walworth    | Kikkoman Foods, Inc.            | 191.63 | C             |
| Lebanese             | Winnebago   | Yusuf Salam                     | 26.75  | I             |
| Leichtenstein        | Dane        | FME Corporation                 | 415    | C             |
|                      | Walworth    | Charlotte Stoffel Dev. Trust    | 639.5  | T             |
| Mexico               | Dane        | Seminis Inc.                    | 74.42  | C             |
| Netherlands          | Jefferson   | Hiddingemeeden Trust            | 326.5  | T             |
|                      | Milwaukee   | Shell Oil Company               | 19     | C             |
|                      | Sheboygan   | Gilson Brothers Company         | 67     | C             |
| Netherlands-Antilles | Lafayette   | Deerfield N. V.                 | 563    | C             |
|                      | Lafayette   | Hilton Head N. V.               | 590    | C             |
|                      | Lafayette   | Rockdale N. V.                  | 553    | C             |
| South Korea          | Milwaukee   | Misook Choi Kim                 | 27.5   | I             |
| Spain                | Rock        | B.D.M. Farms Inc.               | 203    | C             |
| Swiss                | Richland    | Felix Thalhammer                | 100    | I             |
|                      | Trempealeau | Andrew Ehrat                    | 170    | I             |
| Switzerland          | Clark       | Franz & Philomena Grossenbacher | 259    | I             |
|                      | Clark       | Wild Cherry Cheese, Inc.        | 60     | C             |
|                      | Dane        | Northrup King Co.               | 152.39 | C             |
|                      | Fond du Lac | Fair Field Farms, Inc           | 639    | C             |
|                      | Fond du Lac | Triple G, Inc                   | 599    | C             |
|                      | Marathon    | Ernst Sturzenegger              | 200    | I             |

| Citizenship    | County      | Owners name                          | Acres  | Type of owner |
|----------------|-------------|--------------------------------------|--------|---------------|
| United Kingdom | Dane        | Garst Seed Company                   | 98.01  | C             |
|                | Dane        | Badger Farm Partnership              | 3.5    | P             |
|                | Fond du Lac | Purina Mills                         | 7      | C             |
|                | Outagamie   | Appleton Papers Inc.                 | 56     | C             |
|                | Rusk        | Flambeau Mining Co.                  | 2934   | C             |
|                | Rusk        | Kenark Inc.                          | 516    | C             |
|                | Sauk        | Pig Improvement Co                   | 594    | C             |
|                | Walworth    | Christopher Mann                     | 451.56 | I             |
|                | Walworth    | Martina Mann                         | 80.33  | I             |
|                | Washburn    | Coenraad Christoffel<br>Hyzelendoorn | 140    | I             |
| USA/France     | Racine      | Concrete Acquisition Co              | 506    | P             |
|                | Waukesha    | Concrete Acquisition Co.             | 194    | P             |
| West Germany   | Barron      | Ciesela Fieseler                     | 58     | I             |
|                | Bayfield    | Hans Peter Stihl                     | 400    | I             |
|                | Bayfield    | Helga Stihl                          | 160    | I             |
|                | Dunn        | Capt Wilhelm Rahl                    | 160    | I             |
|                | Fond du Lac | Giddings and Lewis                   | 428    | C             |
|                | Grant       | Antje Fehrensen                      | 305    | I             |
|                | Grant       | Benjamin Fehrensen                   | 97.5   | I             |
|                | Grant       | Georg Fehrensen                      | 277.09 | I             |
|                | Grant       | Gert Timo Fehrensen                  | 275.79 | I             |
|                | Grant       | Glen Haven Farms                     | 367    | C             |
|                | Grant       | Martha Catherine Kitzmann            | 200    | I             |
|                | Grant       | Ursula Kitzmann                      | 520    | I             |
|                | Grant       | Wolfgeorg Fehrensen                  | 281    | I             |
|                | Green       | Edgar Liesen                         | 102    | I             |
|                | Green       | Wilhelm & Edith Wehebrink            | 260    | I             |
|                | Juneau      | Margarete & Norbert Schuermann       | 50     | I             |
|                | Lafayette   | Antje Fehrensen                      | 474    | I             |
|                | Lafayette   | Antje Kitzmann Trust                 | 280    | T             |
|                | Lafayette   | Emilie Liebl                         | 234    | I             |
|                | Lafayette   | Ernst Froboese                       | 160    | I             |
|                | Lafayette   | Gert Timo Fehrensen                  | 192.81 | I             |
|                | Lafayette   | Glen Haven Farms                     | 273    | C             |
|                | Lafayette   | Jochen Kitzmann                      | 597    | I             |
|                | Lafayette   | Karsten Kitzmann Trust               | 315    | T             |
|                | Marquette   | Anette & Jurgen W. Ruttman           | 80     | I             |
|                | Milwaukee   | Wilhelm Reckendrees                  | 82     | I             |
|                | Price       | Eva Mayr-Stihl                       | 396.89 | I             |

| Citizenship      | County    | Owners name                              | Acres  | Type of owner |
|------------------|-----------|------------------------------------------|--------|---------------|
|                  | Rock      | B.D.M. Farms Inc                         | 235    | C             |
|                  | Rock      | Giddings and Lewis                       | 8.5    | C             |
|                  | Rock      | Hans and Ingrid Geiger                   | 1.62   | I             |
|                  | Rock      | Johanne Geiger                           | 66     | I             |
|                  | Rock      | Wilhelm & Johanne Geiger                 | 255    | I             |
|                  | Rock      | Wilhelm Geiger                           | 209.58 | I             |
|                  | Vilas     | Hans Peter Stihl & Eva Mayr-Stihl        | 223    | I             |
|                  | Walworth  | Adelheid Karg                            | 162.34 | I             |
|                  | Walworth  | Eva Geiger                               | 80     | I             |
|                  | Walworth  | Fontana Farms                            | 516.64 | P             |
|                  | Walworth  | Friedrich/Renate/Wilhelm/Karin Wilderink | 347    | I             |
|                  | Walworth  | Hans and Ingrid Geiger                   | 254    | I             |
|                  | Walworth  | Hans Georg Karg                          | 410.16 | I             |
|                  | Walworth  | J H Walworth                             | 340.53 | P             |
|                  | Walworth  | Johanne Geiger                           | 250.7  | I             |
|                  | Walworth  | Martina Mann                             | 440.01 | I             |
|                  | Walworth  | Pamcol Farms                             | 539    | C             |
|                  | Walworth  | Ursel Geiger                             | 43     | I             |
|                  | Walworth  | Wilhelm Geiger                           | 354.83 | I             |
|                  | Waukesha  | Wilhelm Reckendrees                      | 9      | I             |
| West Germany/USA | Lafayette | FAS Farms LLC                            | 826    | LLC           |
|                  | Pierce    | Kinni Valley Farm Partnership            | 256.44 | P             |
| Yugoslavia       | Rock      | Josip Bilandzic                          | 160    | I             |

Type of Owners: I Individual  
P Partnership  
C Corporation  
LLC Limited Liability Company

TABLE 3  
ALIEN LANDHOLDINGS SOLD DURING 1994-1999


| County     | Previous Owner           | Total Acres | Citizenship<br>New Owner | New Owner                                |
|------------|--------------------------|-------------|--------------------------|------------------------------------------|
| Dane       | Asgrow Seed Co.          | 74.42       | USA                      | Barry Langman, Esq.                      |
| Dane       | Badger Farm Partnership  | 281.5       | England                  | Serena H. Charlton                       |
| Dane       | Equitable Life Assurance | 129         | USA                      | Dean & Jacquelyn Manthe                  |
| Dane       | Equitable Life Assurance | 136         | Unknown                  | John T. Birkelo                          |
| Dane       | Equitable Life Assurance | 222         | USA                      | Lloyd & Sherri Manthe                    |
| Dane       | Equitable Life Assurance | 208         | Unknown                  | Long Island Farm, Inc.                   |
| Dane       | Northrup King Co.        | 85.56       | USA                      | Gorman Farm Partnership                  |
| Dane       | Northrup King Co.        | 59.889      | USA                      | Joseph & Tami Meier                      |
| Dane       | Northrup King Co.        | 52.667      | USA                      | Thomas & Jean Caine                      |
| Dane       | Northrup King Co.        | 84.19       | USA                      | US Fish & Wildlife Service               |
| Dodge      | The Pillsbury Company    | 356         | USA                      | Seneca Foods Corporations                |
| Dunn       | Charlotte Van Hettinga   | 310         | USA                      | Mittlestadt, Bignell, Shackleton, Zwadlo |
| Dunn       | Dr. Jabbo Van Hettinga   | 310         | German                   | Charolette Van Hettinga                  |
| Dunn       | Equitable Life Assurance | 120         | Unknown                  | David & Mary Gilbertson                  |
| Eau Claire | C.P. Anton Pin           | 80          | USA                      | Donald J. & Carol L. Draeger             |
| Florence   | Lake Superior Land       | 42967.17    | USA                      | Champion Intl. Corporation               |
| Forest     | Lake Superior Land       | 8247.11     | USA                      | Champion Intl. Corporation               |
| Grant      | Anna Strauss Estate      | 520         | German                   | Jochen Kitzmann                          |
| Grant      | Georg Fehrensen          | 0.91        | USA                      | Joel & Barbara Ackerman                  |
| Grant      | Gert Timo Fehernsen      | 2.916       | USA                      | Patrick & Donna Rodgers                  |
| Grant      | Gert Timo Fehrensen      | 278         | German                   | Georg Fehrensen                          |
| Grant      | Gert Timo Fehrensen      | 1.47        | USA                      | Joel J. & Barbara J. Ackerman            |
| Grant      | Gert Timo Fehrensen      | 0.633       | USA                      | Joel J. & Barbara J. Ackermann           |
| Grant      | Gert Timo Fehrensen      | 0.79        | USA                      | Patrick & Donna Rogers                   |
| Grant      | Hans Fehrensen           | 307.9       | USA                      | Teva, LLC & Antje                        |
| Grant      | Jochen Kitzmann          | 520         | German                   | Ursula Kitzmann                          |
| Grant      | Wolfgang Fehrensen       | 281         | German                   | Wolf-Georg Fehrensen                     |
| Grant      | Wolfgang Fehrensen       | 40          | USA                      | Brian B. & Lisa A. Olson                 |

| County    | Previous Owner           | Total Acres | Citizenship<br>New Owner | New Owner                            |
|-----------|--------------------------|-------------|--------------------------|--------------------------------------|
| Iowa      | Equitable Life Assurance | 80          | Unknown                  | Albert H. Noble                      |
| Iowa      | Equitable Life Assurance | 40          | Unknown                  | Dennis D. Schaaf                     |
| Iowa      | Equitable Life Assurance | 80          | Unknown                  | Joseph, Edward, Patrick & Thomas     |
| Iowa      | Equitable Life Assurance | 19          | Unknown                  | Mark & Karen Cody                    |
| Iowa      | Equitable Life Assurance | 80          | Unknown                  | Norbert & Cindy Schaaf               |
| Jackson   | C.P. Anton Pin           | 5           | USA                      | Jay E. Bowman & Tiffany a Diedrich   |
| Jackson   | C.P. Anton Pin           | 118         | USA                      | Kelly & Holly Jane Mulhern           |
| Jackson   | C.P. Anton Pin           | 5           | USA                      | Larry A. & Christine Fultz           |
| Jackson   | C.P. Anton Pin           | 74.5        | USA                      | Mark T. Sontag                       |
| Jackson   | C.P. Anton Pin           | 25          | USA                      | Richard & Teresa Larson              |
| Jackson   | C.P. Anton Pin           | 40          | USA                      | Robert E. & Kathleen M. Rowekamp     |
| Jackson   | C.P. Anton Pin           | 5           | USA                      | Thomas A. & Sarah M. Novak           |
| Jackson   | C.P. Anton Pin           | 80          | USA                      | Troy A. Hammond & Larry E.           |
| Jackson   | C.P. Anton Pin           | 31          | USA                      | William D. Bethe                     |
| Jefferson | Coopon Wiscon Inc        | 6.5         | USA                      | Unknown                              |
| Jefferson | Coopon Wiscon Inc.       | 326.5       | Netherlands              | Hiddingemeeden Trust                 |
| Juneau    | Norbert Schuermann       | 40          | German                   | Ralf Stefan Schurmann                |
| Lafayette | Antje Fehrensen          | 7.17        | USA                      | Edwards Farms                        |
| Lafayette | Anton Guttermann         | 234         | German                   | Emilie Liebl                         |
| Lafayette | Gert Timo Fehrensen      | 7.17        | German                   | Antje Fehrensen                      |
| Lafayette | Gert Timo Fehrensen      | 74.92       | USA                      | Jerome & Ann Adams                   |
| Lafayette | Hans Thywissen           | 200         | USA                      | Johnny & Carmen McDonald, Roy        |
| Marinette | Lake Superior Land       | 16338.86    | USA                      | Champion Intl. Corporation           |
| Marquette | Gerfrid W. Gerdes        | 252         | USA                      | James & Nina Donnelley               |
| Milwaukee | Hermann Kronseder        | 46.7        | USA                      | Basil E. Ryan Jr.                    |
| Pierce    | Unimin Wisconsin         | 33          | USA                      | Wisconsin Dept. of Natural Resources |
| Rock      | Equitable Life Assurance | 496         | Unknown                  | Ed Leach Farms Inc.                  |
| Rock      | Equitable Life Assurance | 230         | Unknown                  | Robert & Lucille Mullikin            |
| Rock      | Hans and Ingrid Geiger   | 8.8         | USA                      | Elizabeth & Phillip Nass             |
| Rock      | Hans and Ingrid Geiger   | 134.58      | German                   | Wilhelm Geiger                       |

| County   | Previous Owners              | Total Acres | Citizenship<br>New Owner | New Owner                    |
|----------|------------------------------|-------------|--------------------------|------------------------------|
| Rock     | Manfred and Gundel Stier     | 456         | German                   | B.D.M. Farms Inc.            |
| Rusk     | Flambeau Mining Co.          | 160         | USA                      | City of Ladysmith            |
| Rusk     | Flambeau Mining Co.          | 40          | Unknown                  | Leon Warren                  |
| Rusk     | Flambeau Mining Co.          | 40          | Unknown                  | Leonard L. Celske            |
| Rusk     | Flambeau Mining Co.          | 40          | Unknown                  | Roman Kostick                |
| Rusk     | Flambeau Mining Co.          | 40          | Unknown                  | Thomas J & Rachel L. Kohn    |
| Rusk     | Flambeau Mining Co.          | 47          | USA                      | Town of Grant                |
| Walworth | Adelheid Karg                | 1.6556      | USA                      | Jon Curtis Sallee            |
| Walworth | Adelheid Karg                | 145         | USA                      | Town of Delavan              |
| Walworth | Anna Abromeit                | 60.4        | Canadian                 | Bernd Abromeit               |
| Walworth | Anna Abromeit                | 155         | German                   | Fontana Farms, Ltd           |
| Walworth | Charlotte Stoffel Dev. Trust | 80          | USA                      | Gordon F. & Maureen A. Wendt |
| Walworth | Charlotte Stoffel Dev. Trust | 53.87       | USA                      | Kenneth & Peggy Stoppie      |
| Walworth | Christel Geiger              | 80          | German                   | Eva Geiger                   |
| Walworth | Fontana Farms                | 2.6         | USA                      | Gregory Jensen               |
| Walworth | Fontana Farms                | 69.63       | USA                      | John C., & Irene E. Brennan  |
| Walworth | Fontana Farms                | 2.13        | USA                      | Matthew Jensen               |
| Walworth | Fontana Farms                | 46.9        | Unknown                  | Thomas Leith & Kathryn       |
| Walworth | Hans Abromeit                | 105.2       | Canadian                 | Bernd Abromeit               |
| Walworth | Hans G. Abromeit             | 482.9       | German                   | Fontana Farms, Limited       |
| Walworth | Hans-Georg Karg              | 72          | Unknown                  | Lake Delavan Farms           |
| Walworth | J H Walworth                 | 19.2        | USA                      | Jeffrey & Kathryn Roen       |
| Walworth | J H Walworth                 | 214.27      | USA                      | John Sr. & Irene Brennan     |
| Walworth | Johan von Haeften            | 574         | German                   | J H Walworth Ltd             |
| Walworth | Martina Mann                 | 0.99        | German                   | Christopher Mann             |
| Walworth | Norbert Reuter               | 167.49      | USA                      | Geneva Ridge Partnership     |
| Walworth | Norbert Reuter               | 136.97      | Unknown                  | Lawrence & Linda Rusch       |
| Walworth | Theodore Freundorfer         | 317         | Unknown                  | Ernest & Edith Niederer      |

Table 4  
 REMOVALS OF ALIEN LANDHOLDINGS FROM LIST  
 1994-1999

| County   | Owners name     | Citizenship | Total | Reason for Removal                     |
|----------|-----------------|-------------|-------|----------------------------------------|
| Dodge    | Green Giant Co. | England     | 16    | No longer required to file under AFIDA |
| Dodge    | Green Giant Co. | England     | 78    | No longer required to file under AFIDA |
| Dodge    | Green Giant Co. | England     | 189.3 | No longer required to file under AFIDA |
| Dodge    | Green Giant Co. | England     | 315   | No longer required to file under AFIDA |
| Dodge    | Green Giant Co. | England     | 356   | No longer required to file under AFIDA |
| Marathon | Lone Oak Ranch  | Germany/USA | 76    | No longer required to file under AFIDA |



State of Wisconsin \ DEPARTMENT OF NATURAL RESOURCES

Tommy G. Thompson, Governor  
George E. Meyer, Secretary

101 S. Webster St.  
Box 7921  
Madison, Wisconsin 53707-7921  
Telephone 608-266-2621  
FAX 608-267-3579  
TDD 608-267-6897

June 1, 2000

JUN 03 2000

Donald J. Schneider  
Senate Chief Clerk  
1 E. Main St., 402  
Senate

Charles Sanders  
Assembly Chief Clerk  
1 E. Main St., 402  
Assembly

Subject: Report to Appropriate Senate and Assembly Committees

Dear Mr. *Don* Schneider and Mr. *Charlie* Sanders:

As directed by s. 29.889(11), Stats., the Department of Natural Resources has prepared a report to the Legislature regarding the Wildlife Damage Abatement and Claims Program for the 1999 program year, ending December 31, 1999. Said statute directs distribution to "appropriate standing committees of the legislature in the manner provided under s. 13.172(3), Stats. In compliance with these requirements, and because the both of you are more apt to determine "appropriate standing committees", I am submitting this report to you, the Chief Clerks of the Senate and Assembly, for distribution.

Thank you for your assistance.

Sincerely,

*George*  
George E. Meyer  
Secretary

Enclosure: 1999 WDACP Annual Report to the Legislature

cc: Assembly Agricultural Committee  
Assembly Conservation & Land Use Committee  
Assembly Environment Committee  
Assembly Natural Resources Committee  
Assembly Rural Affairs & Forestry Committee  
Senate Agriculture, Environmental Resources & Campaign Finance Reform Committee



# 1999 Wildlife Damage Abatement and Claims Program Annual Report to the Legislature

By the WDNR WDACP team<sup>1</sup>

May 30, 2000

The 1997 Wisconsin Act 27 established a requirement that the Department of Natural Resources (DNR) shall prepare an annual report to be submitted to the appropriate standing committees on specific aspects of the Wildlife Damage Abatement and Claims Program (WDACP). This report is due by June 1 following the previous calendar year WDACP program activities. The Legislature detailed in statute [s. 29.889(11)(a), Stats.] that the following information be included in the report: 1) identification of all the wildlife damage believed to have occurred in the state, 2) the wildlife damage claims that were filed under the WDACP, 3) the wildlife damage abatement measures that were recommended or implemented under this section, 4) the percentage of the total number of filed wildlife damage claims that are rejected for failure to meet the requirements of the programs, and 5) the percentage of the total number of wildlife damage claims for which the amount of the payment to the claimant was prorated. We address each of these issues, in order, below.

## All Wildlife Damage

The new statute [s. 29.889(11)(a)1., Stats.] directs the DNR to identify all wildlife damage which has occurred in the state. If taken in the most literal and broad sense, this would be an immense amount, probably totaling in the billions, and would include such things as car/deer collisions and the associated costs of human injuries and property damage. If limited to all wildlife damage to agriculture, the amount would be just as inaccessible, because "all" implies a need to sample damage caused by a wide variety of wildlife that feed on crops and prey on livestock. Wisconsin is the 10<sup>th</sup> highest agricultural commodity producer in the nation, with over 16 million acres in production. Although the WDACP appraises damage caused by deer, bear, geese and turkeys on many thousands of acres of Wisconsin's cropland each year (over 72,000 acres in 1999, with just over 12,000 acres damaged-primarily by deer), these are not statistically valid samples of all deer, bear, goose and turkey damage in Wisconsin. In addition, crop damage caused by raccoons, squirrels and blackbirds to corn alone would likely approach that of deer, bear and geese. Even limiting the question to damage caused by "all" deer, bear, geese, and turkeys to crops and livestock would require conducting an extensive, costly, statistically valid field survey.

The Department of Agriculture, Trade and Consumer Protection attempted to assess total damage caused by deer in Wisconsin in 1984. Their survey estimated statewide deer damage at \$36.7 million. However, the survey was based on asking farmers how much deer damage they

---

<sup>1</sup> The WDNR WDACP Team is comprised of Laine Stowell, Wildlife Damage Specialist; Sarah Carter, Wildlife Damage Biologist; Laurie Fike, Wildlife Damage Assistant; Todd Peterson, Public Services and Users Section Chief, and Ron Klein, Wildlife Damage Program Financial Auditor.

thought they had, rather than actual appraisals of damaged crops. Such surveys are problematic and likely to be biased.

Deer Management for 2000 and Beyond is a Conservation Congress-led public participation effort to develop a long-term deer management plan incorporating input from all interested stakeholders. One of the seven study groups of Deer 2000 specifically deals with Agricultural Damage. The objectives of the Agricultural Damage Study Group included 1) studying the impacts of the white-tailed deer on agricultural crops in Wisconsin, and 2) attempting to quantify the amount of agricultural deer damage that is occurring statewide, regionally, and locally. The group asked several group members (two DNR biologists, and one USDA biologist), to estimate total deer damage in Wisconsin. Using available data from the WDACP and other sources, they estimated that deer damage \$7-28 million of agricultural crops each year in Wisconsin (Appendix A). The large range in damage is due to the lack of statistically valid survey data upon which to base the estimate. In addition, the authors caution that the estimate is rough, and likely conservative, because of several major assumptions they had to make to generate the estimate.

It is not possible to accurately estimate 'all' deer damage in Wisconsin (or bear, goose, or turkey damage), without an extensive statistically valid sample of all crops across the state. To conduct such a study would be costly. However, one of the 12 recommendations of the Agricultural Damage Study Group is that we 'determine the total amount of deer damage occurring regionally and statewide'. The Group feels strongly that this information is critical for future decision making. The study will require a large commitment of staff and funding resources. If this happens, the DNR will pursue the study with the assistance of the Department of Agriculture, Trade and Consumer Protection and others.

### **1999 Wildlife Damage Claims**

In 1998 the managing agencies of the WDACP, DNR, participating Counties, and the United States Department of Agriculture-Wildlife Services (USDA-WS), implemented the new regulation changes resulting from 1997 Wisconsin Act 27. While these new changes increased program benefits to farmers, such as increasing the maximum claim from \$5,000 to \$15,000, decreasing "out-of-pocket" abatement cost-sharing from 50% to 25% and adding damage caused by turkeys and damage to harvested crops, there were also improved regulations for enforcing hunting access requirements. The latter change, in conjunction with an above average growing and harvest season, with bumper crops and lower crop prices, resulted in fewer farmers enrolled and filing claims in 1998 compared to previous years (estimated 2,400 enrolled and 1,070 filing claims in 1997 compared to 769 and 490, respectively, in 1998). The number of enrollees and claimants increased slightly in 1999 (Table 1). However, both figures remain far below 1997 levels. The number of claims currently held in abeyance or denied by either the counties or the DNR is low (Table 1). The small number of problem claims is likely related to the smaller number of claims compared to 1997, but also because of better program administration resulting from the new program Technical Manual and new detailed rules, written with close direction in the new statute from the Legislature.

## 1999 Wildlife Damage Abatement Measures Prescribed

Damage abatement measures are crucial to reducing current year damage losses and costs to the State for compensation. In 1999, the WDACP built 16, 8ft, high tensile, woven wire fences, which collectively measured 40 miles in length and cost the program \$265,485 (Table 2). These fences protect high value crops, and over their 25 to 30 year life spans (cost-benefit are actually assessed on the 15 year contract period) will save the state and the growers tens of millions of dollars.

In 1999, we issued 476 deer damage shooting permits across the state under which 4,497 deer were removed (Table 3). Deer damage shooting permits are an abatement measure which has very low materials costs to the program. When aggressively used, shooting permits are very effective in reducing current year damage and damage the subsequent year in hot spot areas. Because deer are an abundant wildlife species, shooting permits have very little impact on deer populations at the Deer Management Unit scale, yet they give farmers the ability to control deer numbers on their land.

Agricultural damage shooting permits are rarely issued for bear, goose and turkey damage, as the behavior of these animals lends itself to non-lethal methods of abatement (Table 4). Turkeys rarely cause the \$1,000 worth of damage necessary to be eligible for a shooting permit. Geese, on the other hand, are federally managed species, and goose depredation shooting permits are limited by the United States-Fish and Wildlife Service (they can only be used within the Horicon Zone). In 1999, 157 geese were removed in the Horicon zone through the use of agricultural damage permits.

The most frequent damage abatement method used for bears is trapping and translocation of bears damaging agricultural crops (Table 5). Bears most frequently damage corn in the milk stage. Because of the narrow window when corn is vulnerable to extensive bear damage, effective bear damage control is obtained by live-trapping the bears and relocating them 40 miles or more away. Though translocated bears often return to their home ranges (Massopust 1984), University of Wisconsin-Stevens Point researchers (Massopust 1984) found that males would not return for 14 days and females for an average of 34 days. This allows corn to mature past the vulnerable milk stage, making the corn less susceptible to bear damage (Stowell and Willging 1992). In 1999, 309 bears were trapped and translocated to locations away from the crops they had been damaging.

A variety of other abatement measures are used to reduce current and future wildlife damage losses (Table 6). One abatement measure all applicants are required to comply with is providing hunting access to the public. In Wisconsin, hunting is the primary means for controlling populations of wild deer, bear, geese and turkey. Hunters remove animals causing damage during the regular hunting seasons, as well as at other times of the year under agricultural damage shooting permits. Scare devices (pyrotechnics, propane cannons and mylar flagging) are very effective goose and turkey abatement measures, especially if used soon after damage starts, temporary fencing, and repellents are other commonly used damage abatement measures. Occasionally, circumstances call for rapid harvest of crops. In situations with low, yet widespread and fragmented damage there may be little practical abatement available.

## **Rejected Claims**

As of 30 May, the DNR is holding 14 claims in abeyance (Table 1). This means that we question whether or not the claimant has complied with claims eligibility requirements. We hold these claims until the county or the claimant provides further information demonstrating compliance. If no such information is provided, we are required to deny the claim. At this time, the DNR has not denied any claims (Table 1). Individual counties have denied 17 claims to date because claimants did not comply with eligibility requirements. These claims denied by the counties are not audited by the DNR—the county denial decision is treated as final by DNR. A farmer's appeal is through the county's process.

## **Prorated Claims**

1999 claims did not have to be prorated because 1999 revenues from bonus permit sales and the hunting license surcharge exceeded program administration, abatement and claims expenditures.

## **Bibliography**

Massopust, J.L. 1984. Black bear homing tendencies, response to being chased by hunting dogs, reproductive biology, denning behavior, home range, diel movements and habitat use in northern Wisconsin. M.S. Thesis, Univ. Wis., Stevens Point. 168 pp.

Stowell, L.R. & R.C. Willging. 1992. Bear damage to agriculture in Wisconsin. Proc. East. Wildl. Control Conf. 5:96-104.

Persons with questions regarding this report and the 1999 WDACP may contact Laine Stowell, Wildlife Damage Specialist, at 608-266-5463, by writing WDNR, WM/4, P.O. Box 7921, Madison, WI 53707-7921, or via e-mail at [stowel@dnr.state.wi.us](mailto:stowel@dnr.state.wi.us).

Table 1. 1999 Wildlife Damage Abatement and Claims Program statistics, by county. Source: WDNR WDACP Database and personal communication with USDA-Wildlife Services and county wildlife damage specialists.

| County      | Number of Enrollees | Number of Claims Filed | Total Appraised Damage | Total Payable Damage to Date (5/26/00) | Number of Claims Held by County |               | Number of Claims Denied by County |               | Number of Claims Held by WDNR |               | Number of Claims Denied by WDNR |               |
|-------------|---------------------|------------------------|------------------------|----------------------------------------|---------------------------------|---------------|-----------------------------------|---------------|-------------------------------|---------------|---------------------------------|---------------|
|             |                     |                        |                        |                                        | Claims Held                     | Claims Denied | Claims Held                       | Claims Denied | Claims Held                   | Claims Denied | Claims Held                     | Claims Denied |
| Adams       | 23                  | 19                     | \$68,122.31            | \$60,138.78                            | 0                               | 0             | 0                                 | 0             | 0                             | 0             | 0                               | 0             |
| Ashland     | 3                   | 2                      | \$1,869.22             | \$1,599.22                             | 0                               | 0             | 0                                 | 0             | 0                             | 0             | 0                               | 0             |
| Barron      | 13                  | 11                     | \$16,934.93            | \$12,292.93                            | 0                               | 2             | 1                                 | 1             | 0                             | 0             | 0                               | 0             |
| Bayfield    | 16                  | 11                     | \$26,776.46            | \$23,058.02                            | 0                               | 1             | 0                                 | 0             | 0                             | 0             | 0                               | 0             |
| Brown       | 11                  | 8                      | \$47,190.03            | \$38,588.51                            | 0                               | 2             | 0                                 | 0             | 0                             | 0             | 0                               | 0             |
| Buffalo     | 6                   | 2                      | \$2,046.56             | \$1,546.56                             | 0                               | 0             | 0                                 | 0             | 0                             | 0             | 0                               | 0             |
| Burnett     | 41                  | 39                     | \$113,412.14           | \$94,199.48                            | 0                               | 0             | 0                                 | 1             | 0                             | 0             | 0                               | 0             |
| Calumet     | 5                   | 4                      | \$12,433.69            | \$11,433.69                            | 0                               | 0             | 0                                 | 0             | 0                             | 0             | 0                               | 0             |
| Chippewa    | 4                   | 2                      | \$13,136.57            | \$11,254.01                            | 0                               | 0             | 0                                 | 0             | 0                             | 0             | 0                               | 0             |
| Clark       | 25                  | 10                     | \$15,561.56            | \$13,061.56                            | 0                               | 0             | 0                                 | 0             | 0                             | 0             | 0                               | 0             |
| Columbia    | 37                  | 25                     | \$98,411.46            | \$84,694.46                            | 0                               | 1             | 1                                 | 2             | 0                             | 0             | 0                               | 0             |
| Crawford    | 4                   | 1                      | \$453.69               | \$0.00                                 | 0                               | 0             | 0                                 | 0             | 1                             | 0             | 0                               | 0             |
| Dane        | 20                  | 6                      | \$16,872.48            | \$15,345.77                            | 0                               | 0             | 0                                 | 0             | 0                             | 0             | 0                               | 0             |
| Dodge       | 40                  | 16                     | \$42,556.69            | \$36,716.26                            | 0                               | 0             | 0                                 | 0             | 0                             | 0             | 0                               | 0             |
| Door        | 23                  | 7                      | \$13,812.24            | \$6,403.23                             | 0                               | 2             | 2                                 | 2             | 0                             | 0             | 0                               | 0             |
| Douglas     | 2                   | 2                      | \$1,949.34             | \$1,449.34                             | 0                               | 0             | 0                                 | 0             | 0                             | 0             | 0                               | 0             |
| Dunn        | 12                  | 6                      | \$3,172.83             | \$1,910.33                             | 0                               | 0             | 0                                 | 0             | 0                             | 0             | 0                               | 0             |
| Florence    | 9                   | 9                      | \$18,079.94            | \$15,829.94                            | 0                               | 0             | 2                                 | 2             | 0                             | 0             | 0                               | 0             |
| Fond du Lac | 23                  | 5                      | \$13,849.08            | \$12,681.91                            | 0                               | 0             | 1                                 | 1             | 0                             | 0             | 0                               | 0             |
| Forest      | 1                   | 1                      | \$318.00               | \$68.00                                | 0                               | 0             | 0                                 | 0             | 0                             | 0             | 0                               | 0             |
| Grant       | 16                  | 15                     | \$35,841.70            | \$31,139.25                            | 0                               | 0             | 0                                 | 0             | 0                             | 0             | 0                               | 0             |
| Green Lake  | 24                  | 17                     | \$59,175.78            | \$53,499.86                            | 0                               | 0             | 2                                 | 2             | 0                             | 0             | 0                               | 0             |
| Iowa        | 11                  | 8                      | \$17,208.74            | \$15,348.74                            | 0                               | 0             | 0                                 | 0             | 0                             | 0             | 0                               | 0             |
| Iron        | 1                   | 0                      | \$0.00                 | \$0.00                                 | 0                               | 0             | 0                                 | 0             | 0                             | 0             | 0                               | 0             |
| Jackson     | 13                  | 8                      | \$15,852.14            | \$14,032.14                            | 0                               | 0             | 0                                 | 0             | 0                             | 0             | 0                               | 0             |
| Jefferson   | 8                   | 3                      | \$2,294.94             | \$1,544.94                             | 0                               | 0             | 0                                 | 0             | 0                             | 0             | 0                               | 0             |
| Juneau      | 20                  | 15                     | \$41,165.62            | \$33,821.37                            | 0                               | 0             | 0                                 | 0             | 0                             | 0             | 0                               | 0             |
| Kewaunee    | 2                   | 1                      | \$1,661.82             | \$0.00                                 | 0                               | 0             | 1                                 | 1             | 0                             | 0             | 0                               | 0             |
| La Crosse   | 11                  | 9                      | \$12,011.83            | \$10,146.83                            | 0                               | 0             | 0                                 | 0             | 0                             | 0             | 0                               | 0             |
| Langlade    | 16                  | 2                      | \$1,951.66             | \$1,451.66                             | 0                               | 0             | 0                                 | 0             | 0                             | 0             | 0                               | 0             |
| Lincoln     | 14                  | 4                      | \$11,051.74            | \$10,006.14                            | 0                               | 0             | 0                                 | 0             | 0                             | 0             | 0                               | 0             |
| Manitowoc   | 8                   | 5                      | \$10,287.20            | \$8,747.01                             | 0                               | 0             | 0                                 | 0             | 0                             | 0             | 0                               | 0             |
| Marathon    | 34                  | 22                     | \$170,868.57           | \$99,789.33                            | 0                               | 0             | 0                                 | 0             | 0                             | 0             | 0                               | 0             |
| Marinette   | 14                  | 14                     | \$26,797.47            | \$23,297.47                            | 0                               | 0             | 0                                 | 0             | 0                             | 0             | 0                               | 0             |

| County       | Number of Enrollees | Number of Claims Filed | Total Appraised Damage | Total Payable Damage to Date (5/26/00) | Number of Claims Held by County |               | Number of Claims Denied by County |               | Number of Claims Held by WDNR | Number of Claims Denied by WDNR |
|--------------|---------------------|------------------------|------------------------|----------------------------------------|---------------------------------|---------------|-----------------------------------|---------------|-------------------------------|---------------------------------|
|              |                     |                        |                        |                                        | Claims Held                     | Claims Denied | Claims Held                       | Claims Denied |                               |                                 |
| Marquette    | 25                  | 21                     | \$109,641.22           | \$94,829.77                            | 0                               | 1*            | 0                                 | 0             | 1                             | 0                               |
| Monroe       | 19                  | 8                      | \$10,731.87            | \$8,916.87                             | 0                               | 0             | 0                                 | 0             | 0                             | 0                               |
| Oconto       | 6                   | 4                      | \$4,205.70             | \$1,756.80                             | 0                               | 0             | 0                                 | 0             | 1                             | 0                               |
| Oneida       | 5                   | 3                      | \$53,918.25            | \$34,628.49                            | 0                               | 0             | 0                                 | 0             | 0                             | 0                               |
| Outagamie    | 26                  | 21                     | \$75,508.77            | \$67,798.26                            | 0                               | 0             | 0                                 | 0             | 0                             | 0                               |
| Ozaukee      | 2                   | 1                      | \$1,424.00             | \$1,174.00                             | 0                               | 0             | 0                                 | 0             | 0                             | 0                               |
| Pepin        | 5                   | 2                      | \$2,260.46             | \$1,884.46                             | 0                               | 0             | 0                                 | 0             | 0                             | 0                               |
| Pierce       | 10                  | 2                      | \$2,025.41             | \$1,537.91                             | 0                               | 0             | 0                                 | 0             | 0                             | 0                               |
| Polk         | 21                  | 18                     | \$50,786.81            | \$39,465.45                            | 0                               | 0             | 0                                 | 0             | 1                             | 0                               |
| Portage      | 22                  | 12                     | \$31,946.57            | \$28,687.40                            | 0                               | 2             | 0                                 | 0             | 1                             | 0                               |
| Price        | 12                  | 9                      | \$23,363.65            | \$20,821.23                            | 0                               | 0             | 0                                 | 0             | 0                             | 0                               |
| Racine       | 0                   | 0                      | \$0.00                 | \$0.00                                 | 0                               | 0             | 0                                 | 0             | 0                             | 0                               |
| Richland     | 15                  | 12                     | \$23,240.21            | \$20,240.21                            | 0                               | 0             | 0                                 | 0             | 0                             | 0                               |
| Rock         | 6                   | 3                      | \$9,455.51             | \$8,705.51                             | 0                               | 0             | 0                                 | 0             | 0                             | 0                               |
| Rusk         | 20                  | 11                     | \$8,683.00             | \$6,133.00                             | 0                               | 0             | 0                                 | 0             | 0                             | 0                               |
| Sauk         | 18                  | 10                     | \$18,730.28            | \$16,230.28                            | 0                               | 0             | 0                                 | 0             | 0                             | 0                               |
| Sawyer       | 23                  | 23                     | \$45,679.44            | \$38,541.33                            | 0                               | 1             | 0                                 | 0             | 0                             | 0                               |
| Shawano      | 8                   | 3                      | \$7,047.25             | \$5,565.50                             | 0                               | 0             | 0                                 | 0             | 1                             | 0                               |
| St Croix     | 1                   | 1                      | \$653.89               | \$403.89                               | 0                               | 0             | 0                                 | 0             | 0                             | 0                               |
| Taylor       | 7                   | 1                      | \$903.00               | \$653.00                               | 0                               | 0             | 0                                 | 0             | 0                             | 0                               |
| Trempealeau  | 12                  | 10                     | \$18,132.36            | \$15,632.36                            | 0                               | 0             | 0                                 | 0             | 0                             | 0                               |
| Vernon       | 8                   | 3                      | \$27,564.93            | \$19,759.33                            | 0                               | 0             | 0                                 | 0             | 0                             | 0                               |
| Vilas        | 5                   | 3                      | \$39,898.60            | \$15,449.80                            | 0                               | 0             | 0                                 | 0             | 0                             | 0                               |
| Walworth     | 4                   | 0                      | \$0.00                 | \$0.00                                 | 0                               | 0             | 0                                 | 0             | 0                             | 0                               |
| Washington   | 20                  | 15                     | \$54,142.79            | \$45,915.71                            | 0                               | 1**           | 0                                 | 0             | 0                             | 0                               |
| Washington   | 4                   | 1                      | \$2,534.71             | \$2,284.71                             | 0                               | 0             | 0                                 | 0             | 0                             | 0                               |
| Waukesha     | 3                   | 0                      | \$0.00                 | \$0.00                                 | 0                               | 0             | 0                                 | 0             | 0                             | 0                               |
| Waupaca      | 3                   | 2                      | \$4,191.72             | \$3,691.72                             | 0                               | 0             | 0                                 | 0             | 0                             | 0                               |
| Waushara     | 13                  | 12                     | \$27,509.01            | \$17,138.20                            | 0                               | 0             | 0                                 | 0             | 2                             | 0                               |
| Winnebago    | 17                  | 12                     | \$30,814.66            | \$27,441.59                            | 0                               | 0             | 0                                 | 0             | 0                             | 0                               |
| Wood         | 13                  | 3                      | \$6,139.97             | \$5,389.97                             | 0                               | 0             | 0                                 | 0             | 0                             | 0                               |
| <b>Total</b> | <b>863</b>          | <b>535</b>             | <b>\$ 1,624,262.47</b> | <b>\$ 1,295,773.49</b>                 | <b>0</b>                        | <b>17</b>     | <b>0</b>                          | <b>14</b>     | <b>14</b>                     | <b>0</b>                        |

\*One farmer was paid a partial claim on his home farm property, but the county denied payment on his rental property.

\*\*The county denied the deer damage portion of second claim, but approved the bear damage portion of the claim.

Table 2. 8 ft., high tensile woven wire deer barrier fence projects installed in 1999. Source: WDNR WDACP Database and personal communication with USDA-Wildlife Services and county wildlife damage specialists.

| Year         | County      | Number of Fences | Cost to WDACP | Linear feet of Fence | Crops protected by fence                          |
|--------------|-------------|------------------|---------------|----------------------|---------------------------------------------------|
| 1999         | Bayfield    | 1*               | \$2,474.32    | 3,060                | Blueberries                                       |
| 1999         | Burnett     | 1                | \$46,852.74   | 14,566               | Cranberries                                       |
| 1999         | Calumet     |                  | \$9,756.75    | 3,960                | Nursery stock                                     |
| 1999         | Door        |                  | \$19,588.26   | 5,090                | Apple orchard                                     |
| 1999         | Fond du Lac | 1                | \$4,361.28    | 2,949                | Apple orchard                                     |
| 1999         | La Crosse   | 1                | \$5,373.30    | 2,030                | Stored feed                                       |
| 1999         | Lincoln     | 1                | \$14,266.98   | 7,470                | Nursery stock                                     |
| 1999         | Oconto      | 1                | \$6,638.62    | 2,770                | Vegetables                                        |
| 1999         | Oneida      | 2                | \$2,657.85    | 990                  | Nursery stock, floriculture                       |
| 1999         | Oneida      |                  | \$28,492.54   | 12,540               | Cranberries                                       |
| 1999         | Outagamie   | 1                | \$15,173.25   | 5,900                | Cabbage, field and sweet corn, soybeans           |
| 1999         | Polk        | 1                | \$11,475.00   | 4,500                | Apple orchard                                     |
| 1999         | Portage     | 3                | \$13,983.08   | 5,295                | Herbs, seeds, flowers, fruit trees, nursery stock |
| 1999         | Portage     |                  | \$14,531.03   | 7,535                | Cranberries                                       |
| 1999         | Portage     |                  | \$18,894.34   | 10,698               | Corn, alfalfa                                     |
| 1999         | Washburn    | 1                | \$30,165.28   | 11,100               | Cranberries                                       |
| 1999         | Waupaca     | 1                | \$2,871.29    | 790                  | Apple orchard                                     |
| 1999         | Waushara    | 1                | \$17,929.05   | 7,900                | Christmas trees                                   |
| <b>Total</b> |             | 16               | \$265,484.96  | 109,143              |                                                   |

(39.97 miles)

\* This is a permanent electric fence, constructed to protect blueberries primarily from bear damage.

Table 3. Number of Deer Damage Shooting Permits issued in 1999 by county. Source: WDNR WDACP Database.

| County      | Number of Permits Issued | Number of Deer Shot | County       | Number of Permits Issued | Number of Deer Shot |
|-------------|--------------------------|---------------------|--------------|--------------------------|---------------------|
| Adams       | 20                       | 231                 | Price        | 1                        | 10                  |
| Ashland     | 1                        | 0                   | Richland     | 13                       | 57                  |
| Barron      | 5                        | 25                  | Rock         | 1                        | 7                   |
| Bayfield    | 3                        | 13                  | Sauk         | 12                       | 125                 |
| Brown       | 5                        | 23                  | Shawano      | 1                        | 0                   |
| Buffalo     | 1                        | 10                  | Sheboygan    | 2                        | 2                   |
| Burnett     | 23                       | 236                 | Trempealeau  | 10                       | 99                  |
| Calumet     | 5                        | 18                  | Vernon       | 3                        | 9                   |
| Chippewa    | 2                        | 8                   | Vilas        | 2                        | 22                  |
| Clark       | 11                       | 105                 | Walworth     | 1                        |                     |
| Columbia    | 32                       | 471                 | Washburn     | 9                        | 60                  |
| Crawford    | 1                        | 4                   | Washington   | 3                        | 7                   |
| Dane        | 7                        | 85                  | Waukesha     | 2                        |                     |
| Dodge       | 6                        | 66                  | Waupaca      | 3                        | 24                  |
| Door        | 6                        | 23                  | Waushara     | 12                       | 99                  |
| Dunn        | 3                        | 37                  | Winnebago    | 15                       | 152                 |
| Eau Claire  | 1                        | 4                   | Wood         | 10                       | 102                 |
| Florence    | 11                       | 95                  | <b>Total</b> | <b>476</b>               | <b>4,497</b>        |
| Fond du Lac | 8                        | 55                  |              |                          |                     |
| Grant       | 12                       | 77                  |              |                          |                     |
| Green       | 2                        |                     |              |                          |                     |
| Green Lake  | 26                       | 325                 |              |                          |                     |
| Iowa        | 9                        | 91                  |              |                          |                     |
| Jackson     | 8                        | 81                  |              |                          |                     |
| Jefferson   | 3                        | 18                  |              |                          |                     |
| Juneau      | 12                       | 104                 |              |                          |                     |
| Kewaunee    | 2                        | 4                   |              |                          |                     |
| La Crosse   | 6                        | 62                  |              |                          |                     |
| Lafayette   | 1                        |                     |              |                          |                     |
| Langlade    | 2                        | 27                  |              |                          |                     |
| Lincoln     | 6                        | 28                  |              |                          |                     |
| Manitowoc   | 3                        | 14                  |              |                          |                     |
| Marathon    | 17                       | 230                 |              |                          |                     |
| Marinette   | 15                       | 166                 |              |                          |                     |
| Marquette   | 25                       | 352                 |              |                          |                     |
| Milwaukee   | 4                        | 30                  |              |                          |                     |
| Monroe      | 14                       | 89                  |              |                          |                     |
| Oconto      | 4                        | 34                  |              |                          |                     |
| Oneida      | 4                        | 70                  |              |                          |                     |
| Outagamie   | 23                       | 153                 |              |                          |                     |
| Ozaukee     | 2                        | 23                  |              |                          |                     |
| Pepin       | 1                        | 8                   |              |                          |                     |
| Polk        | 6                        | 40                  |              |                          |                     |
| Portage     | 18                       | 187                 |              |                          |                     |



Table 4. Number of Agricultural Damage Shooting Permits for species other than deer issued in 1999, by county. Source: WDNR WDACP Database and personal communication with WDNR Wildlife Biologists and with USDA-Wildlife Services.

| <b>County</b> | <b>Species</b> | <b>Number of permits issued</b> | <b>Number of animals removed</b> |
|---------------|----------------|---------------------------------|----------------------------------|
| Dodge         | Goose          | 5                               | 97                               |
| Fond du Lac   | Goose          | 2                               | 53                               |
| Unknown       | Goose          |                                 | 7                                |
| Vernon        | Turkey         | 1                               | 0                                |
| Washburn      | Bear           | 1                               | 0                                |
| <b>Total</b>  |                | <b>9</b>                        | <b>157</b>                       |

Table 5. Bear agricultural damage abatement in 1999 by county. Source: USDA-Wildlife Services.

| County *     | Number of Complaints |           |            | Number of Bears Moved |           |            |
|--------------|----------------------|-----------|------------|-----------------------|-----------|------------|
|              | Apiary               | Livestock | Crops      | Apiary                | Livestock | Crops      |
| Ashland      | 0                    | 0         | 4          | 0                     | 0         | 22         |
| Barron       | 1                    | 1         | 2          | 0                     | 0         | 2          |
| Bayfield     | 2                    | 3         | 18         | 3                     | 1         | 50         |
| Buffalo      | 2                    | 0         | 0          | 0                     | 0         | 0          |
| Burnett      | 0                    | 0         | 9          | 0                     | 0         | 5          |
| Chippewa     | 0                    | 0         | 6          | 0                     | 0         | 0          |
| Clark        | 18                   | 1         | 1          | 0                     | 0         | 0          |
| Columbia     | 0                    | 0         | 1          | 0                     | 0         | 0          |
| Douglas      | 2                    | 4         | 6          | 1                     | 2         | 25         |
| Dunn         | 6                    | 4         | 2          | 1                     | 0         | 0          |
| Iron         | 1                    | 0         | 0          | 1                     | 0         | 0          |
| Jackson      | 5                    | 2         | 0          | 0                     | 0         | 0          |
| Juneau       | 4                    | 0         | 1          | 0                     | 0         | 0          |
| Langlade     | 0                    | 1         | 6          | 0                     | 0         | 18         |
| Lincoln      | 0                    | 0         | 3          | 0                     | 0         | 12         |
| Marathon     | 4                    | 0         | 0          | 0                     | 0         | 0          |
| Marinette    | 1                    | 0         | 1          | 0                     | 0         | 10         |
| Monroe       | 0                    | 0         | 1          | 0                     | 0         | 0          |
| Oconto       | 2                    | 1         | 2          | 2                     | 0         | 1          |
| Oneida       | 4                    | 1         | 0          | 0                     | 0         | 0          |
| Outagamie    | 0                    | 0         | 2          | 0                     | 0         | 0          |
| Polk         | 1                    | 1         | 2          | 0                     | 0         | 0          |
| Portage      | 0                    | 0         | 2          | 0                     | 0         | 0          |
| Price        | 1                    | 3         | 4          | 0                     | 4         | 5          |
| Rusk         | 2                    | 3         | 20         | 1                     | 0         | 37         |
| Sawyer       | 1                    | 3         | 24         | 1                     | 0         | 85         |
| St Croix     | 2                    | 0         | 1          | 0                     | 0         | 0          |
| Taylor       | 1                    | 0         | 3          | 0                     | 0         | 1          |
| Trempealeau  | 3                    | 0         | 0          | 0                     | 0         | 0          |
| Vernon       | 0                    | 1         | 0          | 0                     | 0         | 0          |
| Washburn     | 0                    | 2         | 7          | 0                     | 1         | 18         |
| Wood         | 0                    | 0         | 6          | 0                     | 0         | 0          |
| <b>Total</b> | <b>63</b>            | <b>31</b> | <b>134</b> | <b>10</b>             | <b>8</b>  | <b>291</b> |

\* No complaints about bears were received and no bears were trapped in counties not listed.

Table 6. Abatement measures (other than permanent deer barrier fences, shooting permits, and bear traps) prescribed in 1999 in the WDACP, by county. Source: WDNR WDACP Database and personal communication with USDA-Wildlife Services and county wildlife damage specialists.

| County                | Hunting | Scare<br>Devices <sup>1</sup> | Repellants | Temporary<br>Fencing | Harvest<br>ASAP | No Practical<br>Abatement | Other <sup>2</sup> |
|-----------------------|---------|-------------------------------|------------|----------------------|-----------------|---------------------------|--------------------|
| Adams                 | 23      | 0                             | 0          | 0                    | 0               | 1                         | 0                  |
| Ashland               | 3       | 0                             | 0          | 1                    | 0               | 0                         | 0                  |
| Barron                | 13      | 7                             | 0          | 0                    | 0               | 2                         | 1                  |
| Bayfield              | 16      | 0                             | 0          | 3                    | 0               | 0                         | 0                  |
| Brown                 | 11      | 6                             | 0          | 1                    | 0               | 1                         | 1                  |
| Buffalo               | 6       | 1                             | 0          | 0                    | 1               | 0                         | 0                  |
| Buffalo               | 6       | 1                             | 0          | 1                    | 1               | 5                         | 0                  |
| Burnett               | 41      | 5                             | 0          | 0                    | 0               | 0                         | 0                  |
| Calumet               | 5       | 0                             | 1          | 1                    | 0               | 0                         | 0                  |
| Chippewa              | 4       | 0                             | 1          | 1                    | 0               | 0                         | 0                  |
| Clark                 | 25      | 5                             | 0          | 0                    | 0               | 1                         | 0                  |
| Columbia              | 37      | 0                             | 0          | 0                    | 1               | 0                         | 0                  |
| Crawford              | 4       | 0                             | 0          | 0                    | 1               | 0                         | 0                  |
| Dane                  | 20      | 3                             | 1          | 2                    | 0               | 0                         | 0                  |
| Dodge                 | 40      | 10                            | 0          | 1                    | 0               | 0                         | 0                  |
| Dodge                 | 40      | 10                            | 0          | 1                    | 0               | 2                         | 1                  |
| Door                  | 23      | 0                             | 5          | 1                    | 0               | 0                         | 0                  |
| Door                  | 23      | 0                             | 5          | 1                    | 0               | 0                         | 0                  |
| Douglas               | 2       | 0                             | 0          | 0                    | 0               | 1                         | 0                  |
| Dunn                  | 12      | 0                             | 0          | 3                    | 0               | 1                         | 0                  |
| Dunn                  | 12      | 0                             | 0          | 3                    | 0               | 1                         | 0                  |
| Florence              | 9       | 0                             | 0          | 1                    | 0               | 1                         | 0                  |
| Fond du Lac           | 23      | 1                             | 0          | 0                    | 0               | 1                         | 0                  |
| Fond du Lac           | 23      | 1                             | 0          | 0                    | 0               | 0                         | 0                  |
| Forest                | 1       | 1                             | 0          | 0                    | 0               | 0                         | 1                  |
| Grant                 | 16      | 4                             | 0          | 0                    | 0               | 0                         | 0                  |
| Grant                 | 16      | 4                             | 0          | 0                    | 0               | 0                         | 0                  |
| Green Lake            | 24      | 0                             | 0          | 0                    | 0               | 0                         | 0                  |
| Green Lake            | 24      | 0                             | 0          | 0                    | 0               | 0                         | 0                  |
| Iowa                  | 11      | 0                             | 0          | 0                    | 0               | 0                         | 0                  |
| Iron <sup>3</sup>     | 1       | 0                             | 0          | 0                    | 0               | 0                         | 0                  |
| Iron <sup>3</sup>     | 1       | 0                             | 0          | 0                    | 0               | 0                         | 0                  |
| Jackson               | 13      | 2                             | 0          | 0                    | 0               | 0                         | 0                  |
| Jackson               | 13      | 2                             | 0          | 0                    | 0               | 0                         | 0                  |
| Jefferson             | 8       | 2                             | 0          | 0                    | 0               | 6                         | 0                  |
| Jefferson             | 8       | 2                             | 0          | 0                    | 0               | 6                         | 0                  |
| Juneau                | 20      | 0                             | 0          | 0                    | 0               | 0                         | 0                  |
| Juneau                | 20      | 0                             | 0          | 0                    | 0               | 0                         | 0                  |
| Kewaunee <sup>3</sup> | 2       | 0                             | 0          | 1                    | 0               | 2                         | 0                  |
| Kewaunee <sup>3</sup> | 2       | 0                             | 0          | 1                    | 0               | 2                         | 0                  |
| La Crosse             | 11      | 0                             | 0          | 0                    | 0               | 1                         | 0                  |
| La Crosse             | 11      | 0                             | 0          | 0                    | 0               | 1                         | 0                  |
| Langlade              | 16      | 0                             | 0          | 0                    | 0               | 0                         | 0                  |
| Langlade              | 16      | 0                             | 0          | 0                    | 0               | 0                         | 0                  |
| Lincoln               | 14      | 1                             | 1          | 1                    | 0               | 0                         | 0                  |
| Lincoln               | 14      | 1                             | 1          | 1                    | 0               | 0                         | 0                  |
| Manitowoc             | 8       | 2                             | 0          | 1                    | 0               | 0                         | 0                  |
| Manitowoc             | 8       | 2                             | 0          | 1                    | 0               | 0                         | 0                  |
| Marathon              | 34      | 22                            | 0          | 2                    | 0               | 3                         | 0                  |
| Marathon              | 34      | 22                            | 0          | 2                    | 0               | 3                         | 0                  |
| Marinette             | 14      | 0                             | 0          | 0                    | 0               | 3                         | 0                  |
| Marinette             | 14      | 0                             | 0          | 0                    | 0               | 3                         | 0                  |
| Marquette             | 25      | 0                             | 0          | 0                    | 0               | 0                         | 0                  |
| Marquette             | 25      | 0                             | 0          | 0                    | 0               | 0                         | 0                  |
| Monroe                | 19      | 0                             | 0          | 1                    | 0               | 0                         | 0                  |
| Monroe                | 19      | 0                             | 0          | 1                    | 0               | 0                         | 0                  |
| Oconto                | 6       | 1                             | 0          | 0                    | 0               | 0                         | 0                  |
| Oconto                | 6       | 1                             | 0          | 0                    | 0               | 0                         | 0                  |
| Oneida                | 5       | 0                             | 0          | 0                    | 0               | 2                         | 0                  |
| Oneida                | 5       | 0                             | 0          | 0                    | 0               | 2                         | 0                  |
| Outagamie             | 26      | 0                             | 0          | 0                    | 0               | 0                         | 0                  |
| Outagamie             | 26      | 0                             | 0          | 0                    | 1               | 0                         | 0                  |
| Ozaukee               | 2       | 0                             | 0          | 0                    | 1               | 0                         | 0                  |
| Ozaukee               | 2       | 0                             | 0          | 0                    | 1               | 0                         | 0                  |
| Pepin                 | 5       | 1                             | 1          | 1                    | 0               | 0                         | 0                  |
| Pepin                 | 5       | 1                             | 1          | 1                    | 0               | 0                         | 0                  |
| Pierce                | 10      | 1                             | 0          | 0                    | 0               | 1                         | 0                  |
| Pierce                | 10      | 1                             | 0          | 0                    | 0               | 1                         | 0                  |
| Polk                  | 21      | 5                             | 0          | 0                    | 1               | 3                         | 0                  |
| Polk                  | 21      | 5                             | 0          | 0                    | 1               | 3                         | 0                  |

| County                | Hunting    | Scare<br>Devices <sup>1</sup> | Repellants | Temporary<br>Fencing | Harvest<br>ASAP | No Practical<br>Abatement | Other <sup>2</sup> |
|-----------------------|------------|-------------------------------|------------|----------------------|-----------------|---------------------------|--------------------|
| Portage               | 22         | 0                             | 0          | 0                    | 0               | 2                         | 0                  |
| Price                 | 12         | 2                             | 0          | 0                    | 6               | 0                         | 6                  |
| Racine <sup>3</sup>   | 0          |                               |            |                      |                 |                           |                    |
| Richland              | 15         | 3                             | 0          | 0                    | 0               | 0                         | 1                  |
| Rock                  | 6          | 2                             | 0          | 1                    | 0               | 0                         | 0                  |
| Rusk                  | 20         | 0                             | 0          | 0                    | 0               | 0                         | 0                  |
| Sauk                  | 18         | 0                             | 0          | 1                    | 0               | 1                         | 0                  |
| Sawyer                | 23         | 5                             | 0          | 1                    | 0               | 0                         | 0                  |
| Shawano               | 8          | 0                             | 0          | 2                    | 0               | 0                         | 0                  |
| St Croix              | 1          | 0                             | 0          | 0                    | 0               | 1                         | 0                  |
| Taylor                | 7          | 0                             | 0          | 0                    | 0               | 0                         | 0                  |
| Trempealeau           | 12         | 0                             | 0          | 0                    | 0               | 0                         | 0                  |
| Vernon                | 8          | 1                             | 0          | 1                    | 0               | 1                         | 0                  |
| Vilas                 | 5          | 2                             | 0          | 0                    | 0               | 0                         | 0                  |
| Walworth <sup>3</sup> | 4          |                               |            |                      |                 |                           |                    |
| Washburn              | 20         | 3                             | 0          | 1                    | 1               | 0                         | 0                  |
| Washington            | 4          | 0                             | 0          | 0                    | 0               | 0                         | 0                  |
| Waukesha <sup>3</sup> | 3          |                               |            |                      |                 |                           |                    |
| Waupaca               | 3          | 0                             | 0          | 0                    | 0               | 0                         | 0                  |
| Waushara              | 13         | 0                             | 0          | 4                    | 0               | 0                         | 0                  |
| Winnebago             | 17         | 0                             | 0          | 0                    | 0               | 0                         | 0                  |
| Wood                  | 13         | 0                             | 0          | 0                    | 0               | 0                         | 0                  |
| <b>Total</b>          | <b>863</b> | <b>98</b>                     | <b>9</b>   | <b>34</b>            | <b>12</b>       | <b>41</b>                 | <b>11</b>          |

<sup>1</sup> Includes cannons, pyrotechnics, flagging.

<sup>2</sup> Includes lure crops, guard dogs, and cage exclosures.

<sup>3</sup> No information is available on other abatement measures used in these counties, as no claims were filed in the counties.

**Appendix A.** Statewide estimate of deer damage to 14 major agricultural crops in Wisconsin. Prepared by Scott Beckerman (USDA-WS), Laine Stowell (WDNR), and Sarah Carter (WDNR) for the Agricultural Damage Study Group of Deer 2000 and Beyond in December 1999.

## Estimate of Total Deer Damage in Wisconsin in 1997

### How were these numbers generated?

1. We took the 1993 survey done by USDA's National Agricultural Statistics Service (Wywialowski 1996) which estimated deer damage losses to *corn grown for grain only* in Wisconsin in 1993. They determined that Wisconsin farmers lost between 0.4 and 1.6 bushels per acre of corn grown for grain to deer damage in that year. WDACP data for the same year indicate that farmers in the WDACP program lost on average 12.4 bushels per acre of corn grown for grain to deer damage. So, WDACP farmers lost between 7.8 and 30.8 times *more* corn for grain per acre to deer damage than the average WI farmer lost in 1993.
2. We applied this same ratio to all crops (not just corn for grain), *i.e.* we assumed that WDACP farmers lost 7.8 to 30.8 times more crops to deer damage than the average Wisconsin farmer lost in 1993 (MAJOR ASSUMPTION # 1).
3. Then, we assumed that this ratio of damage occurring on WDACP farms to damage occurring on the average Wisconsin farm *did not change between 1993 and 1997* (MAJOR ASSUMPTION # 2). We used WDACP data from 1997 rather than 1998 because of the major program changes that caused many farmers to withdraw from the program in 1998.
4. So, based on the amount of damage that WDACP farmers experienced in 1997 and the total acreage of crops that were harvested in Wisconsin in 1997, we estimated the total deer damage that Wisconsin farmers experienced to about 14 agricultural crops in 1997.

### These numbers are **ROUGH ESTIMATES** for many many reasons, including:

1. Two major assumptions that we had to make to come up with this estimate:
  - A. The ratio of damage to WDACP crops vs. damage to crops on random farms in Wisconsin is the same for all crops. This is clearly not the case, particularly for high value crops such as orchards and cranberries. However, we have no better information.
  - B. The ratio of damage to WDACP crops vs. damage to crops on random farms in Wisconsin did not change between 1993 and 1997. We do know that deer numbers were substantially higher in 1997 than in 1993. Common sense would dictate that crop damage overall was higher in Wisconsin in 1997 than in 1993, but we do not know how this affected the ratio of damage on random farms in Wisconsin vs. damage on WDACP farms.
2. Also, there are many crops for which we could not estimate total damage losses in WI. Crops that were either 1) not tracked by WI Agricultural Statistics or 2) not recorded in consistent units in the WDACP data had to be excluded. Crops that are not included in our estimate include most fruits and vegetables grown for processing or fresh market sales (e.g. pumpkins, squash, strawberries), nursery products, small grains, and many other specialty products. The crops that were excluded from our analyses comprise about 9% of appraised losses in the damage program for 1997. Crops excluded from the analyses are in italics on the next page.

**So**, this estimate of total deer damage in Wisconsin is **ROUGH**. It is based on assumptions that are clearly not true, but that we had to make in the absence of better data. It also excludes many crops that comprise a substantial portion of the losses recorded in the WDACP. For these reasons, and because of the many other uncertainties in the available data, we present our best estimate of the *range* within which the estimated total deer damage in Wisconsin (for the specified crops) in 1997 is likely to fall.

Please contact Scott Beckerman (920-324-4514), Laine Stowell (608-266-5463), or Sarah Carter (608-266-2151) if you have any additional questions about these estimates.

**Total Deer Damage in Wisconsin.** This is our best estimate of the range within which total deer damage to agricultural crops in Wisconsin in 1997 likely falls. Crops shown in *italics* were damaged in the WDACP, but were not included in this estimate of total damage.

| Crop name                | 1997 Appraised losses in the WDACP | Acres appraised in the WDACP | Yield lost in the WDACP | Average crop price | Yield lost per acre on WDACP farms | Total acres harvested in WI in 1997 | Total Damage in Wisconsin - Lower estimate | Total Damage in Wisconsin - Upper estimate | units |
|--------------------------|------------------------------------|------------------------------|-------------------------|--------------------|------------------------------------|-------------------------------------|--------------------------------------------|--------------------------------------------|-------|
| Corn, grain              | 1,626,965                          | 56,665                       | 636,653                 | 2.56               | 11.2                               | 3,050,000                           | 2,825,080                                  | 11,184,142                                 | bu    |
| Soybeans                 | 462,043                            | 14,331                       | 63,424                  | 7.28               | 4.4                                | 1,000,000                           | 1,040,107                                  | 4,117,655                                  | bu    |
| All forage <sup>1</sup>  | 361,290                            | 31,671                       | 3,360                   | 113.71             | 0.1                                | 3,500,000                           | 1,362,259                                  | 5,393,015                                  | t     |
| Apples                   | 47,291                             | 312                          | 2,727                   | 16.02              | 7.0                                | 6,500                               | 23,388                                     | 92,590                                     | bu    |
| Cabbage, kraut           | 36,362                             | 160                          | 981                     | 37.88              | 6.1                                | 2,100                               | 15,716                                     | 62,217                                     | t     |
| Cabbage, fresh           | 9,419                              | 12                           | 582                     | 12.00              | 48.5                               | 5,000                               | 93,877                                     | 371,648                                    | cwt   |
| Sweet corn, canning      | 29,619                             | 2,060                        | 564                     | 52.47              | 0.3                                | 109,600                             | 50,761                                     | 200,957                                    | t     |
| Sweet corn, fresh        | 15,341                             | 64                           | 7,045                   | 1.94               | 110.7                              | 7,500                               | 51,972                                     | 205,749                                    | dz    |
| Cranberries <sup>2</sup> | 43,056                             | 4                            | 538                     | 80.00              | 22.0                               | 13,700                              | 778,374                                    | 3,081,487                                  | bbl   |
| Snap beans               | 29,892                             | 784                          | 276                     | 108.37             | 0.4                                | 62,800                              | 77,225                                     | 305,724                                    | t     |
| Corn, silage             | 12,339                             | 466                          | 4,630                   | 2.67               | 9.9                                | 770,000                             | 657,804                                    | 2,604,163                                  | bu    |
| Potatoes                 | 7,347                              | 488                          | 1,490                   | 4.93               | 3.1                                | 85,000                              | 41,311                                     | 163,547                                    | cwt   |
| Carrots                  | 3,451                              | 16                           | 61                      | 56.20              | 3.8                                | 3,300                               | 22,960                                     | 90,894                                     | t     |
| Peas                     | 397                                | 37                           | 3                       | 189.20             | 0.1                                | 58,000                              | 24,398                                     | 96,589                                     | t     |
| <i>Nursery stock</i>     | 43,629                             | 269                          |                         |                    |                                    |                                     | -                                          | -                                          |       |
| <i>Trees</i>             | 42,262                             | 75                           |                         |                    |                                    |                                     | -                                          | -                                          |       |
| <i>Flowers</i>           | 35,702                             | 8                            |                         |                    |                                    |                                     | -                                          | -                                          |       |
| <i>Small grains</i>      | 35,302                             | 1,127                        |                         |                    |                                    |                                     | -                                          | -                                          | t     |
| <i>Pumpkins</i>          | 33,642                             | 252                          |                         |                    |                                    |                                     | -                                          | -                                          |       |
| <i>Spiderwort</i>        | 20,160                             | 1                            |                         |                    |                                    |                                     | -                                          | -                                          |       |
| <i>Squash</i>            | 14,514                             | 34                           |                         |                    |                                    |                                     | -                                          | -                                          |       |
| <i>Watermelon</i>        | 6,034                              | 10                           |                         |                    |                                    |                                     | -                                          | -                                          |       |
| <i>Sunflowers</i>        | 5,824                              | 375                          |                         |                    |                                    |                                     | -                                          | -                                          |       |
| <i>Cherry trees</i>      | 4,364                              |                              |                         |                    |                                    |                                     | -                                          | -                                          |       |
| <i>Strawberries</i>      | 4,124                              | 1                            |                         |                    |                                    |                                     | -                                          | -                                          |       |
| <i>Lettuce</i>           | 3,581                              | 1                            |                         |                    |                                    |                                     | -                                          | -                                          |       |
| <i>Cauliflower</i>       | 2,183                              | 7                            |                         |                    |                                    |                                     | -                                          | -                                          |       |
| <i>Broccoli</i>          | 1,620                              |                              |                         |                    |                                    |                                     | -                                          | -                                          |       |
| <i>Christmas trees</i>   | 916                                | 2                            |                         |                    |                                    |                                     | -                                          | -                                          |       |
| <i>Green beans</i>       | 900                                | 1                            |                         |                    |                                    |                                     | -                                          | -                                          |       |
| <i>Rye straw</i>         | 662                                | 9                            |                         |                    |                                    |                                     | -                                          | -                                          |       |
| <i>Honey dew melon</i>   | 564                                | 4                            |                         |                    |                                    |                                     | -                                          | -                                          |       |
| <i>Cantaloupe</i>        | 435                                | 2                            |                         |                    |                                    |                                     | -                                          | -                                          |       |
| <i>Beets</i>             | 433                                | 3                            |                         |                    |                                    |                                     | -                                          | -                                          |       |
| <i>Oat straw</i>         | 415                                | 70                           |                         |                    |                                    |                                     | -                                          | -                                          |       |
| <i>Fennel</i>            | 400                                |                              |                         |                    |                                    |                                     | -                                          | -                                          |       |
| <i>Spinach</i>           | 289                                | 1                            |                         |                    |                                    |                                     | -                                          | -                                          |       |
| <i>Musk melons</i>       | 246                                | 3                            |                         |                    |                                    |                                     | -                                          | -                                          |       |
| <i>Raspberries</i>       | 225                                | 1                            |                         |                    |                                    |                                     | -                                          | -                                          |       |
| <i>Zucchini</i>          | 188                                |                              |                         |                    |                                    |                                     | -                                          | -                                          |       |
| <i>Celariac</i>          | 148                                |                              |                         |                    |                                    |                                     | -                                          | -                                          |       |
| <i>Barley straw</i>      | 118                                | 10                           |                         |                    |                                    |                                     | -                                          | -                                          |       |
| <i>Peas and oats</i>     | 107                                | 26                           |                         |                    |                                    |                                     | -                                          | -                                          |       |
| <i>Celery</i>            | 87                                 |                              |                         |                    |                                    |                                     | -                                          | -                                          |       |
| <i>Flower seed</i>       | 0                                  | 1                            |                         |                    |                                    |                                     | -                                          | -                                          |       |
| <b>Total</b>             | <b>\$ 2,943,883</b>                | <b>109,361</b>               |                         |                    |                                    |                                     | <b>\$ 7,065,231</b>                        | <b>\$ 27,970,375</b>                       |       |

<sup>1</sup> All forage includes alfalfa, alfalfa grass mix, alfalfa mix, alfalfa clover mix, clover, hay, haylage, oatlage, and grass.

<sup>2</sup> We used information from both 1997 and 1998 to determine cranberry yield lost/acre on WDACP farms, as only 1 cranberry claim was filed in 1997.