

☞ **03hr_JC-Au_Misc_pt07e**



☞ Details: Use of Emergency Department Services by Medical Assistance Recipients

(FORM UPDATED: 08/11/2010)

WISCONSIN STATE LEGISLATURE ... PUBLIC HEARING - COMMITTEE RECORDS

2003-04

(session year)

Joint

(Assembly, Senate or Joint)

Committee on Audit...

COMMITTEE NOTICES ...

- Committee Reports ... **CR**
- Executive Sessions ... **ES**
- Public Hearings ... **PH**

INFORMATION COLLECTED BY COMMITTEE FOR AND AGAINST PROPOSAL

- Appointments ... **Appt** (w/Record of Comm. Proceedings)
- Clearinghouse Rules ... **CRule** (w/Record of Comm. Proceedings)
- Hearing Records ... bills and resolutions (w/Record of Comm. Proceedings)
 - (**ab** = Assembly Bill) (**ar** = Assembly Resolution) (**ajr** = Assembly Joint Resolution)
 - (**sb** = Senate Bill) (**sr** = Senate Resolution) (**sjr** = Senate Joint Resolution)
- Miscellaneous ... **Misc**

* Contents organized for archiving by: Stefanie Rose (LRB) (November 2012)

2003 EMS Data Analysis
 Medicaid, GAMP, Self-Pay

079 Froedtert Memorial Lutheran Hospital

29,574 Total Visits

ZIP Code	City	Count	Percent
53201	Milwaukee	48	0.17%
53202	Milwaukee	347	1.23%
53203	Milwaukee	35	0.12%
53204	Milwaukee	1,092	3.86%
53205	Milwaukee	513	1.81%
53206	Milwaukee	1,904	6.73%
53207	Milwaukee	488	1.72%
53208	Milwaukee	2,141	7.57%
53209	Milwaukee	1,630	5.76%
53210	Milwaukee	1,617	5.71%
53211	Milwaukee	226	0.80%
53212	Milwaukee	1,248	4.41%
53213	Milwaukee	1,421	5.02%
53214	Milwaukee	1,983	7.01%
53215	Milwaukee	1,186	4.19%
53216	Milwaukee	1,603	5.66%
53217	Milwaukee	165	0.58%
53218	Milwaukee	1,912	6.76%
53219	Milwaukee	822	2.90%
53220	Milwaukee	434	1.53%
53221	Milwaukee	425	1.50%
53222	Milwaukee	964	3.41%
53223	Milwaukee	836	2.95%
53224	Milwaukee	1,118	3.95%
53225	Milwaukee	1,637	5.79%
53226	Milwaukee	929	3.28%
53227	Milwaukee	754	2.66%
53228	Milwaukee	284	1.00%
53233	Milwaukee	508	1.80%
53234	Milwaukee	21	0.07%
53237	Milwaukee	6	0.02%
Total		28,297	100.00%

Gender	Count	Percent
Female	15,844	53.57%
Male	13,730	46.43%
Total	29,574	100.00%

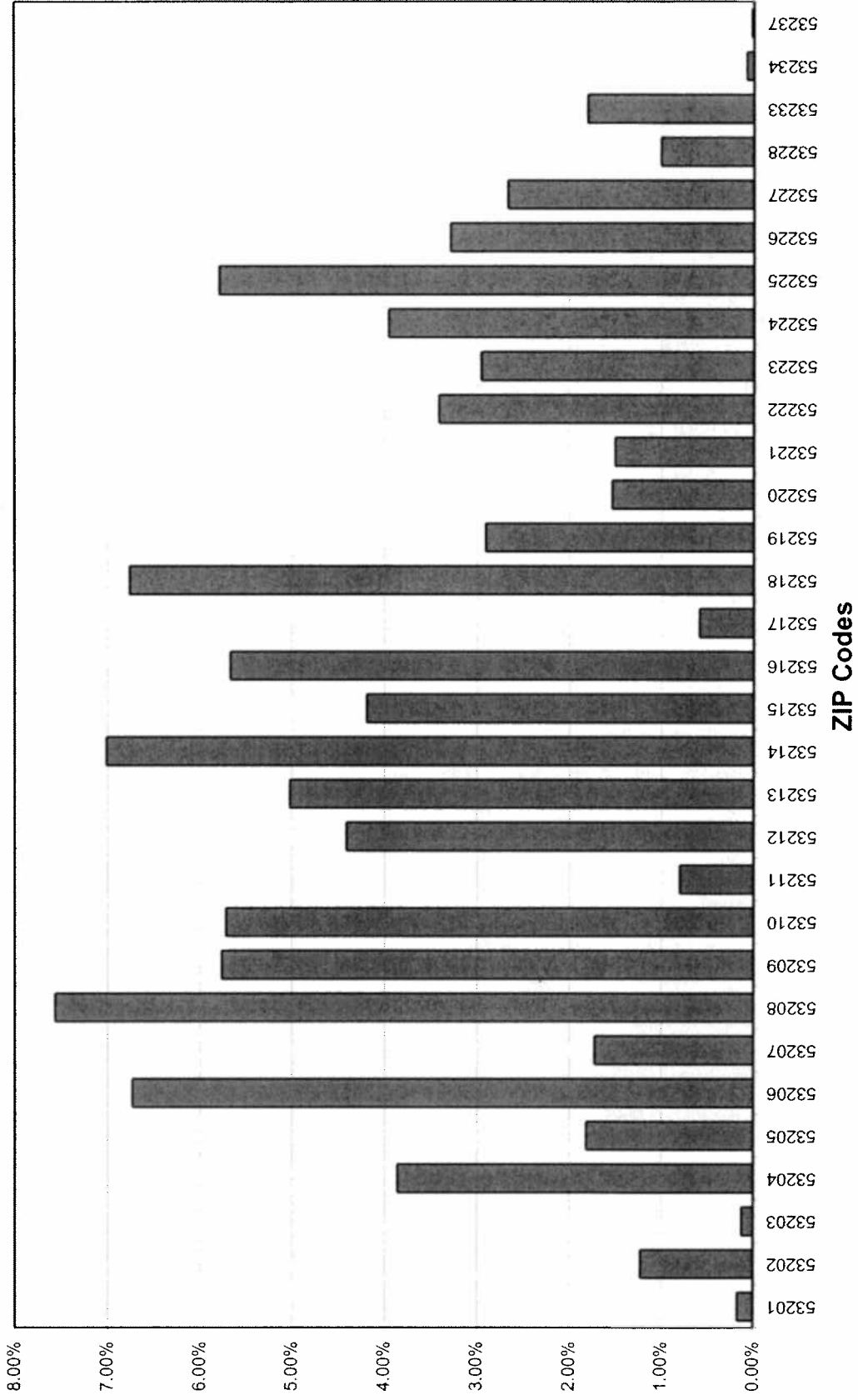
Day of Week	Count	Percent
Monday	4,587	15.51%
Tuesday	4,538	15.34%
Wednesday	4,375	14.79%
Thursday	4,105	13.88%
Friday	4,117	13.92%
Saturday	3,903	13.20%
Sunday	3,949	13.35%
Total	29,574	100.00%

Payer	Count	Percent
GAMP	217	0.73%
Medicaid/BadgerCare	9,547	32.28%
Self-Pay	19,810	66.98%
Total	29,574	100.00%

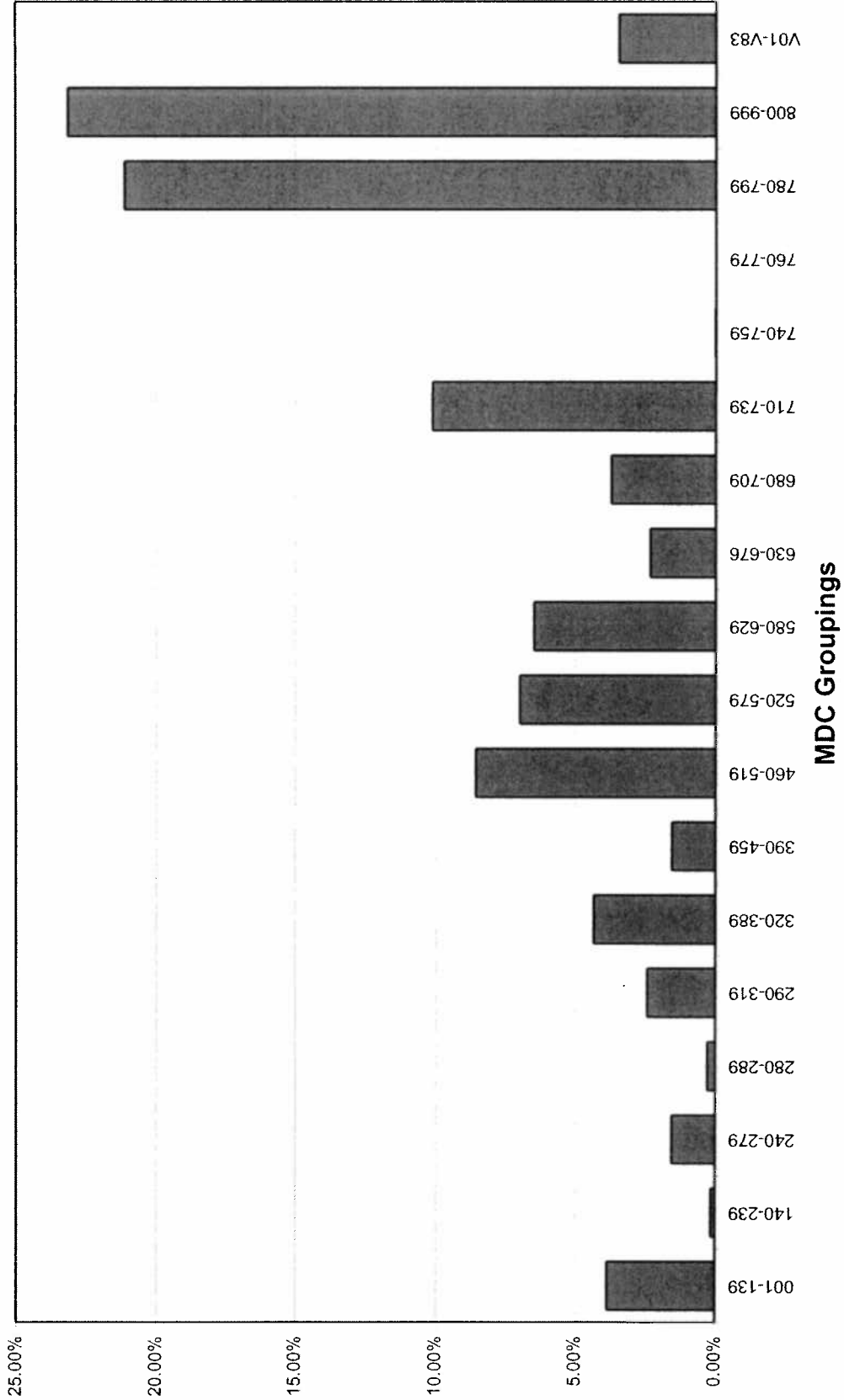
Age Group	Count	Percent
0 - 9	3	0.01%
10 - 19	1,545	5.22%
20 - 29	8,941	30.23%
30 - 39	7,480	25.29%
40 - 49	6,473	21.89%
50 - 59	3,302	11.17%
60 - 69	1,199	4.05%
70+	631	2.13%
Total	29,574	100.00%

MDC	Count	Percent
001-139	1,143	3.86%
140-239	46	0.16%
240-279	457	1.55%
280-289	84	0.28%
290-319	717	2.42%
320-389	1,284	4.34%
390-459	457	1.55%
460-519	2,530	8.55%
520-579	2,065	6.98%
580-629	1,918	6.49%
630-676	685	2.32%
680-709	1,098	3.71%
710-739	2,987	10.10%
740-759	7	0.02%
760-779	0	0.00%
780-799	6,242	21.11%
800-999	6,838	23.12%
V01-V83	1,016	3.44%
Total	29,574	100.00%

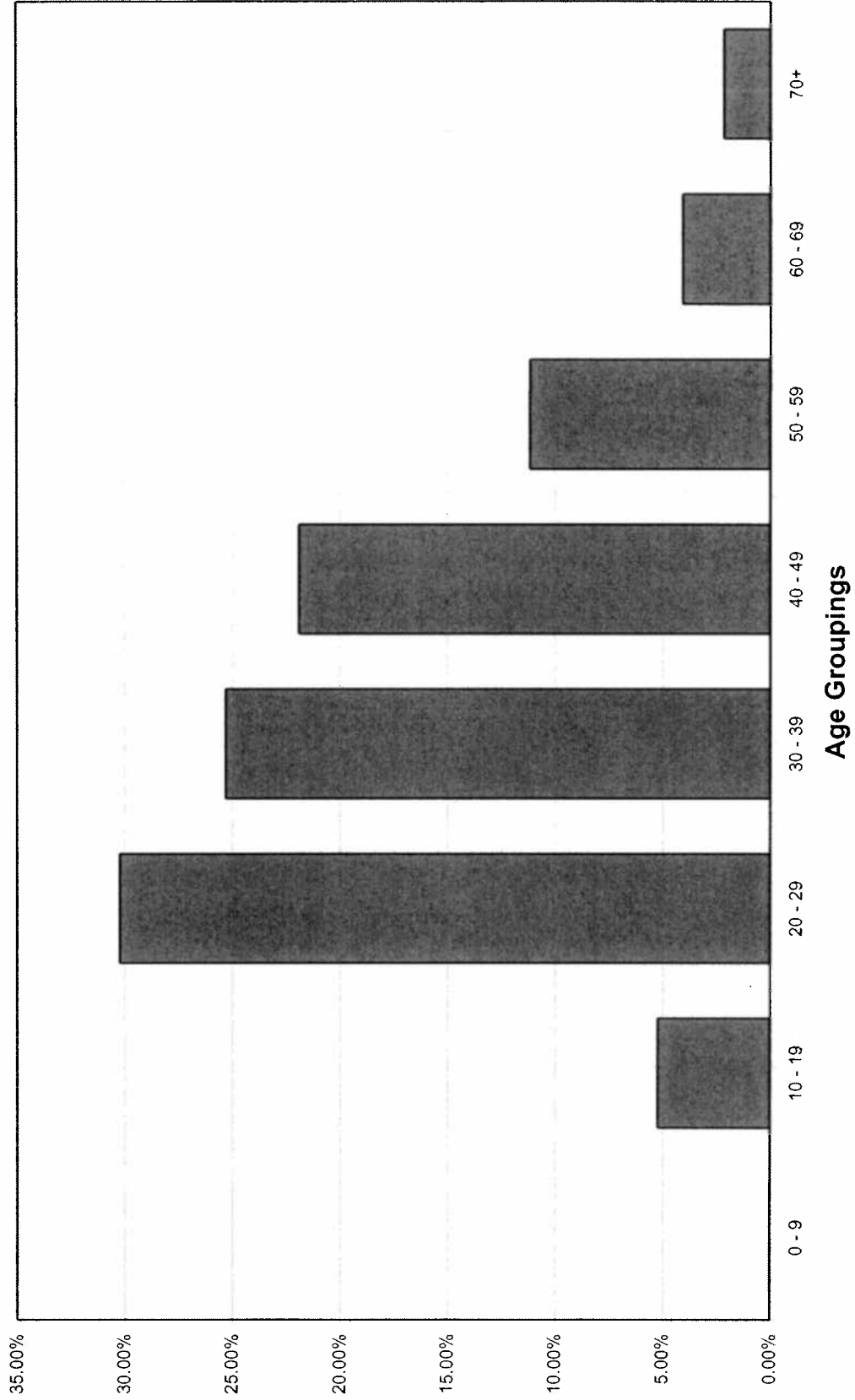
Milwaukee ZIP Code Analysis



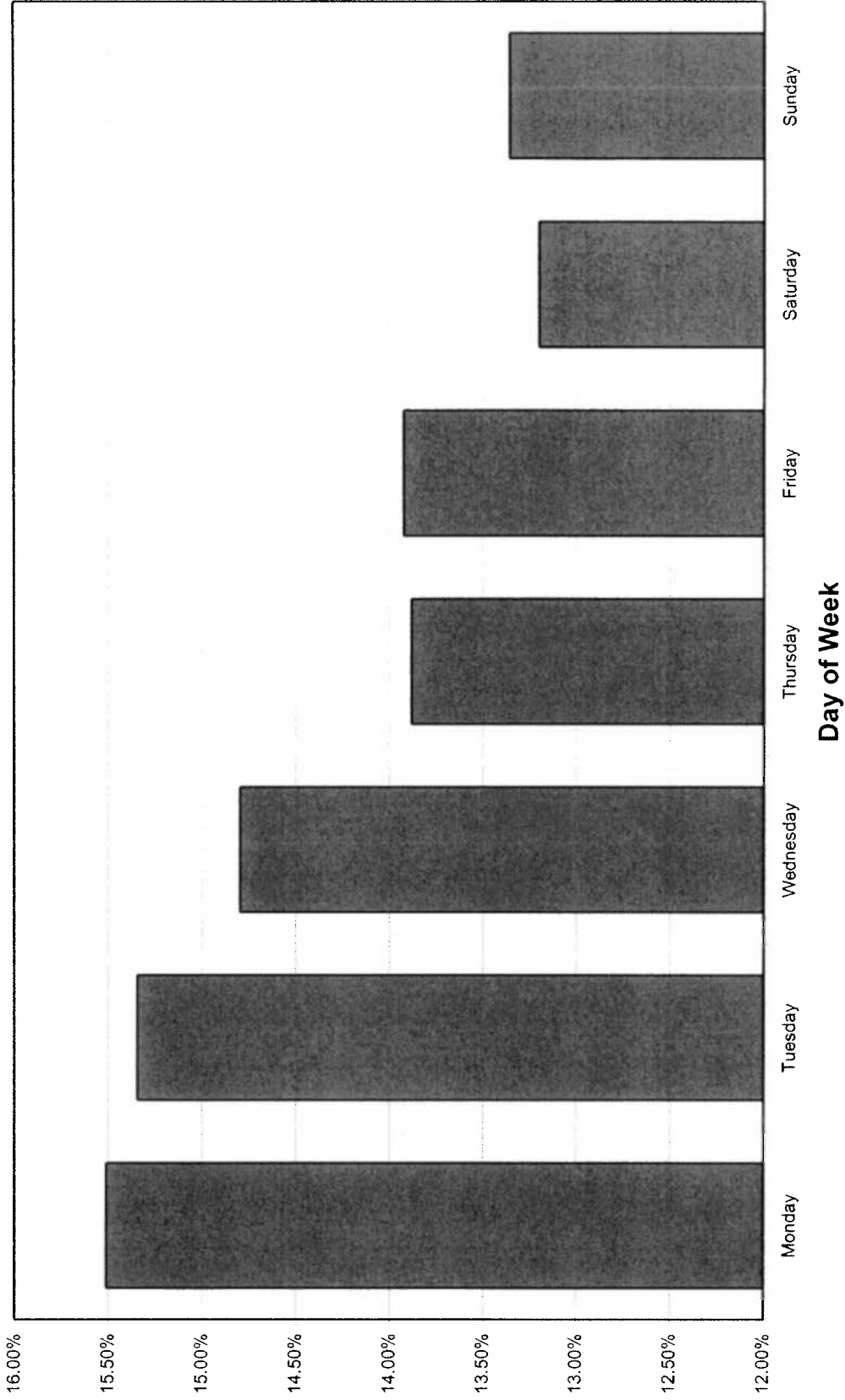
Primary Diagnosis Analysis




Age Analysis



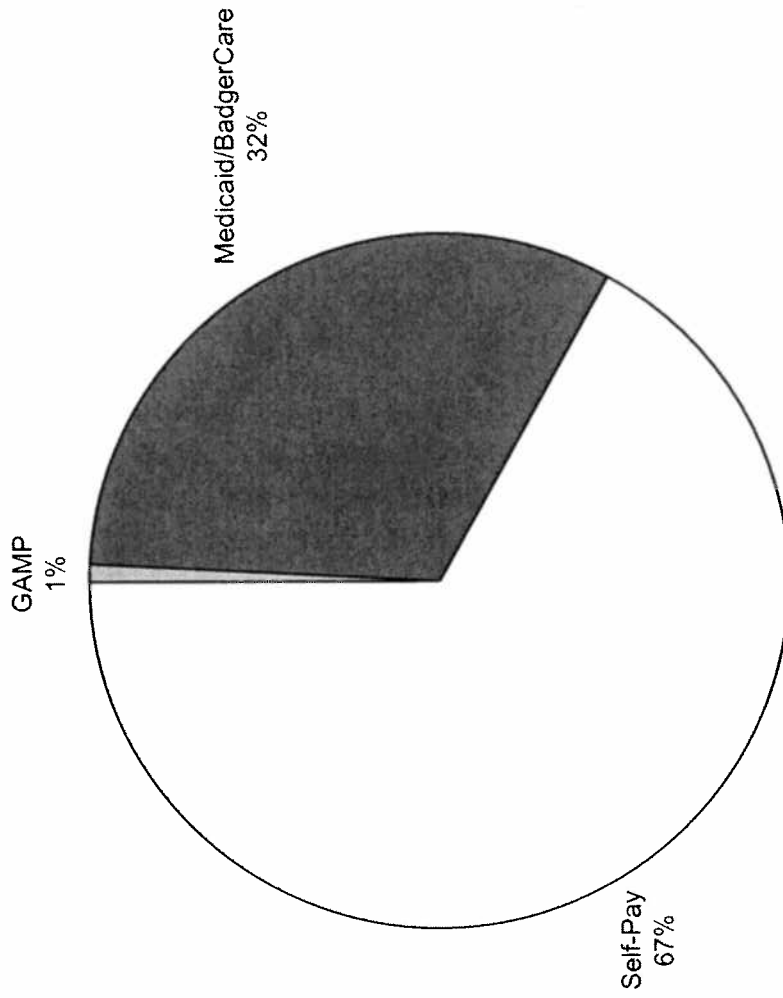
Activity by Day of the Week



Gender Analysis



Payer Analysis



2003 EMS Data Analysis
 Medicaid, GAMP, Self-Pay

085 St Francis Hospital

28,213 Total Visits

ZIP Code	City	Count	Percent
53201	Milwaukee	25	0.10%
53202	Milwaukee	127	0.52%
53203	Milwaukee	11	0.04%
53204	Milwaukee	6,628	26.97%
53205	Milwaukee	137	0.56%
53206	Milwaukee	168	0.68%
53207	Milwaukee	3,285	13.37%
53208	Milwaukee	282	1.15%
53209	Milwaukee	131	0.53%
53210	Milwaukee	117	0.48%
53211	Milwaukee	40	0.16%
53212	Milwaukee	198	0.81%
53213	Milwaukee	42	0.17%
53214	Milwaukee	534	2.17%
53215	Milwaukee	8,012	32.60%
53216	Milwaukee	128	0.52%
53217	Milwaukee	53	0.22%
53218	Milwaukee	135	0.55%
53219	Milwaukee	716	2.91%
53220	Milwaukee	719	2.93%
53221	Milwaukee	2,406	9.79%
53222	Milwaukee	41	0.17%
53223	Milwaukee	55	0.22%
53224	Milwaukee	64	0.26%
53225	Milwaukee	76	0.31%
53226	Milwaukee	22	0.09%
53227	Milwaukee	178	0.72%
53228	Milwaukee	134	0.55%
53233	Milwaukee	82	0.33%
53234	Milwaukee	26	0.11%
53237	Milwaukee	4	0.02%
Total		24,576	100.00%

Gender	Count	Percent
Female	15,765	55.88%
Male	12,448	44.12%
Total	28,213	100.00%

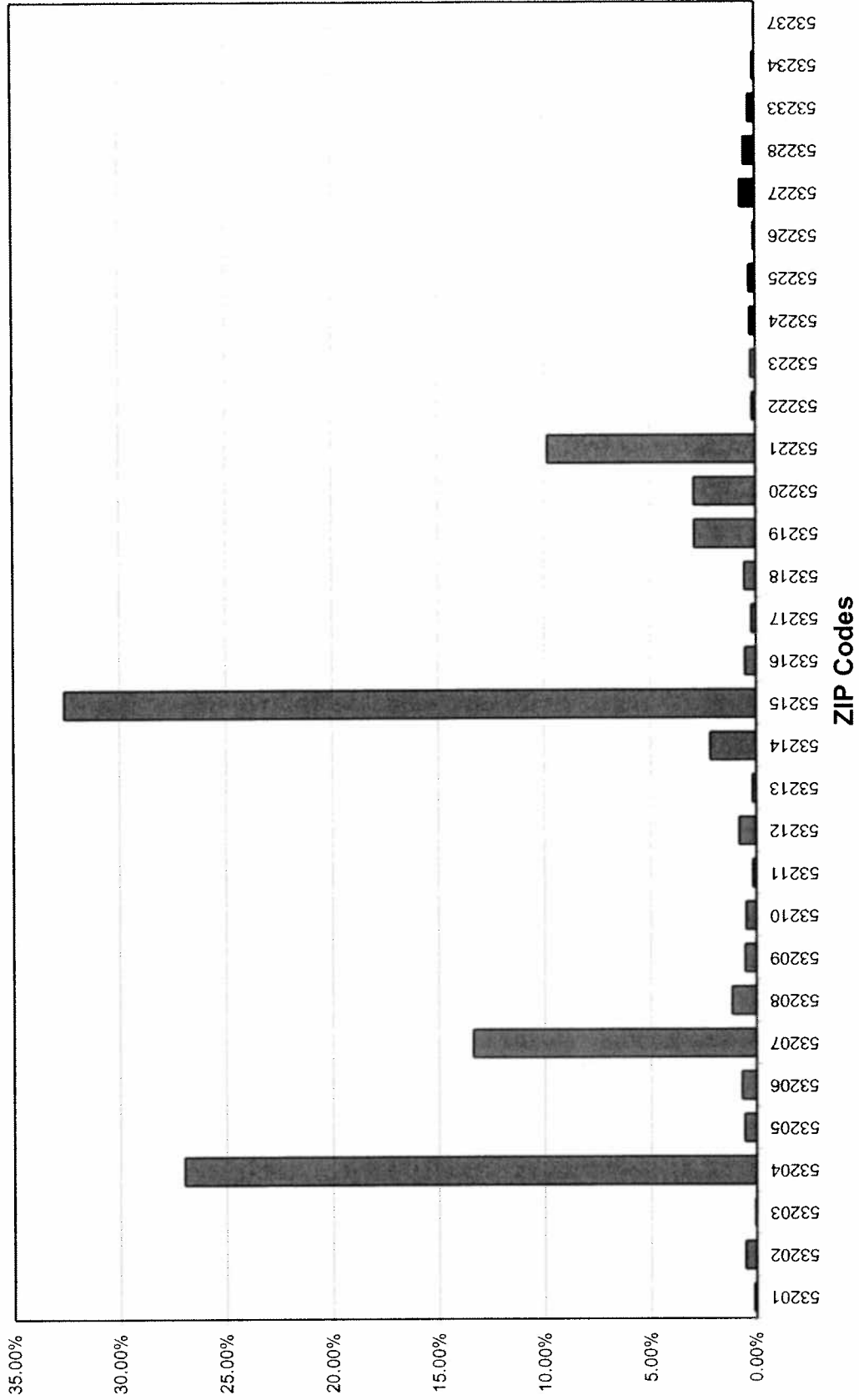
Day of Week	Count	Percent
Monday	4,275	15.15%
Tuesday	3,926	13.92%
Wednesday	4,061	14.39%
Thursday	3,816	13.53%
Friday	3,792	13.44%
Saturday	4,040	14.32%
Sunday	4,303	15.25%
Total	28,213	100.00%

Payer	Count	Percent
GAMP	853	3.02%
Medicaid/BadgerCare	8,850	31.37%
Self-Pay	18,510	65.61%
Total	28,213	100.00%

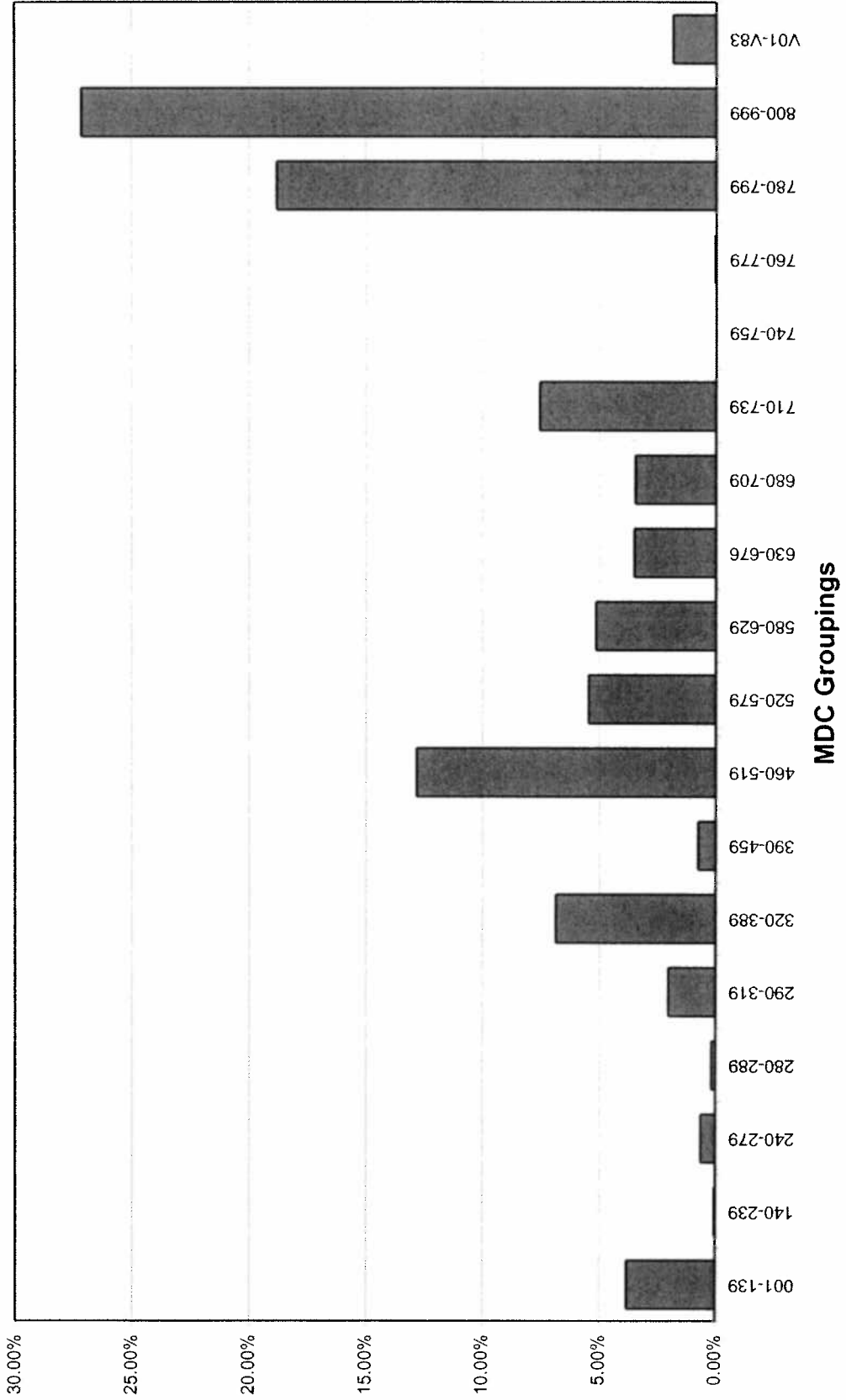
Age Group	Count	Percent
0 - 9	4,735	16.78%
10 - 19	3,976	14.09%
20 - 29	6,589	23.35%
30 - 39	5,293	18.76%
40 - 49	4,226	14.98%
50 - 59	2,061	7.31%
60 - 69	794	2.81%
70+	539	1.91%
Total	28,213	100.00%

MDC	Count	Percent
001-139	1,077	3.82%
140-239	12	0.04%
240-279	178	0.63%
280-289	50	0.18%
290-319	572	2.03%
320-389	1,933	6.85%
390-459	214	0.76%
460-519	3,618	12.82%
520-579	1,538	5.45%
580-629	1,449	5.14%
630-676	984	3.49%
680-709	970	3.44%
710-739	2,128	7.54%
740-759	0	0.00%
760-779	14	0.05%
780-799	5,301	18.79%
800-999	7,655	27.13%
V01-V83	520	1.84%
Total	28,213	100.00%

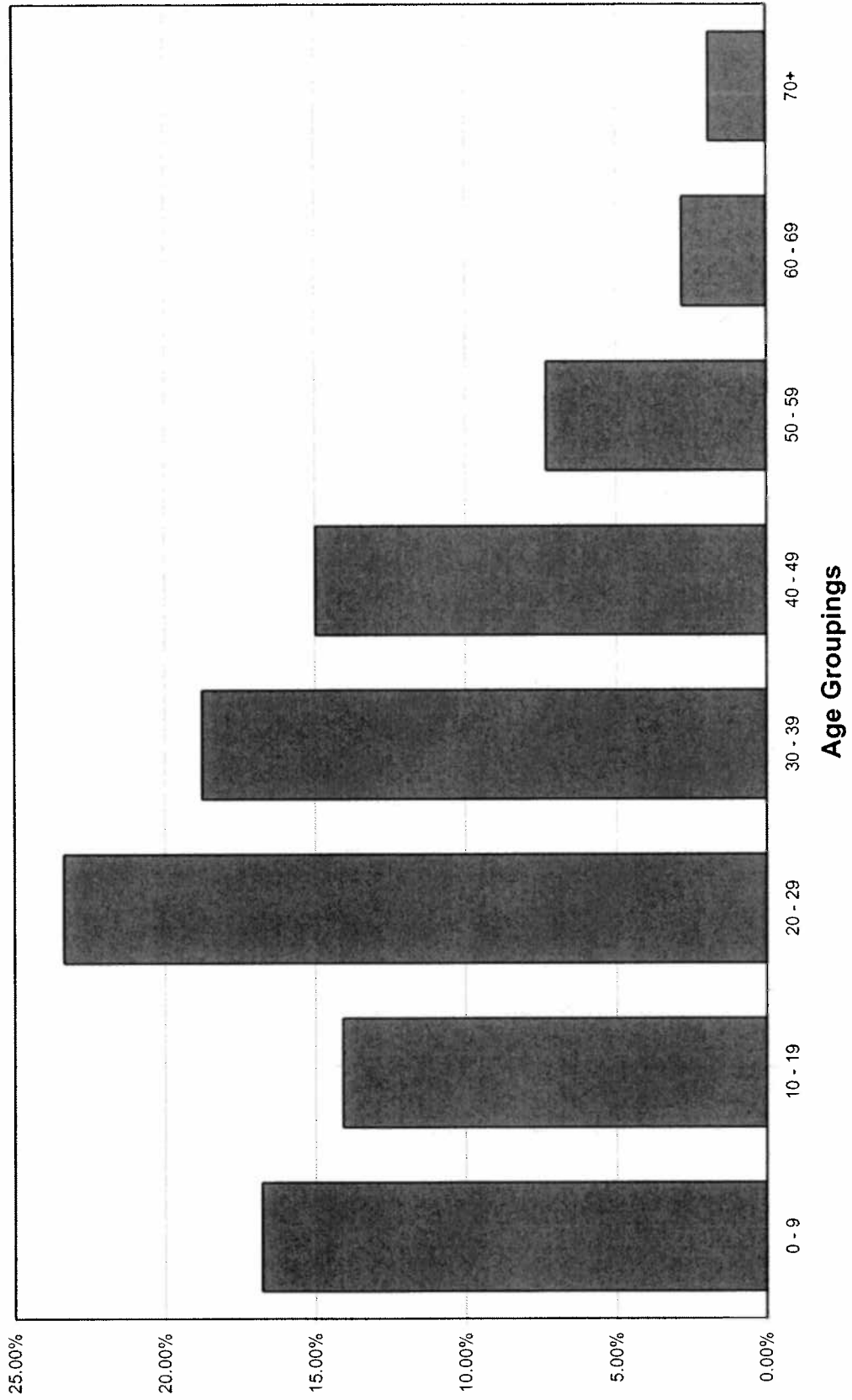
Milwaukee ZIP Code Analysis



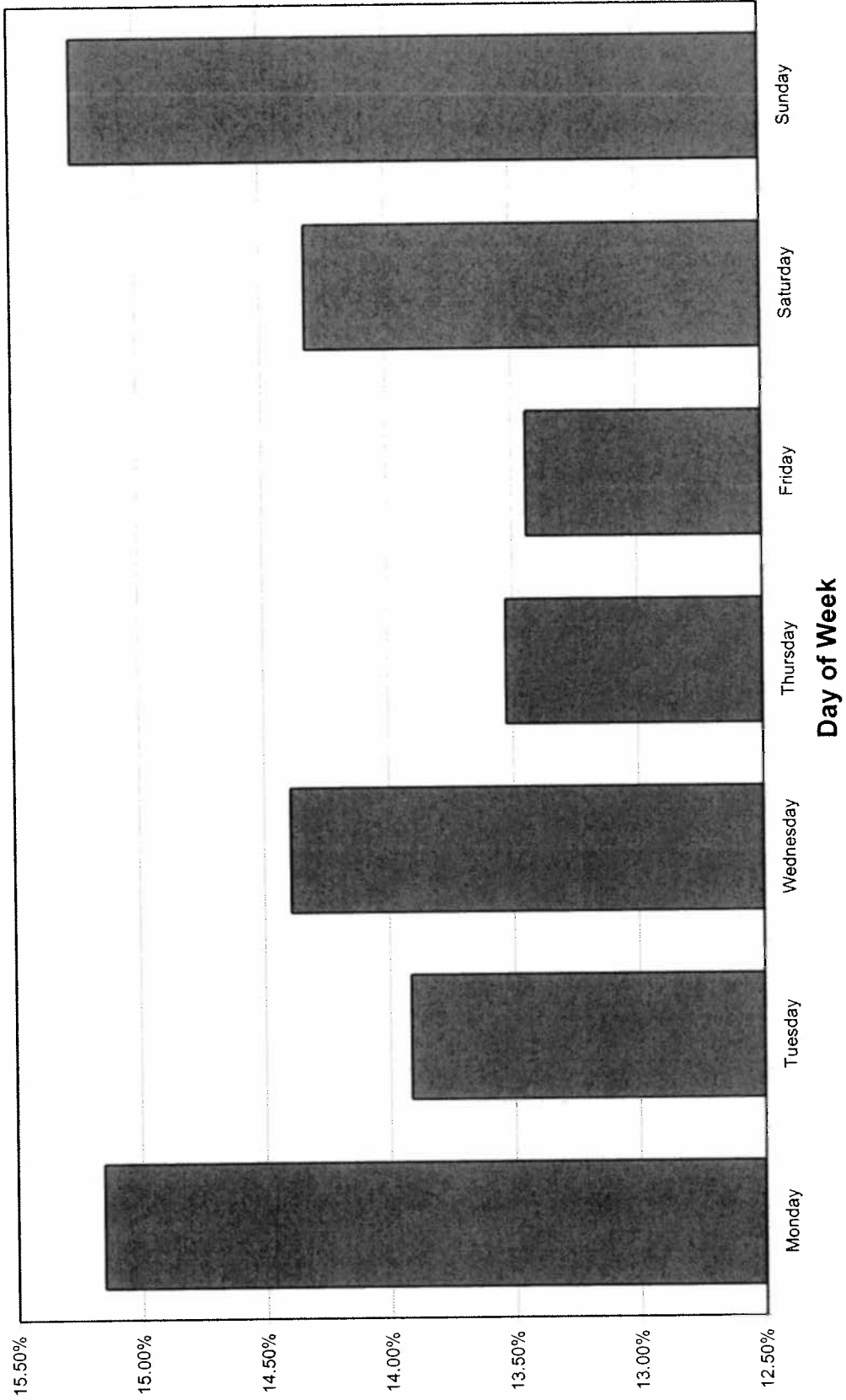
Primary Diagnosis Analysis




Age Analysis



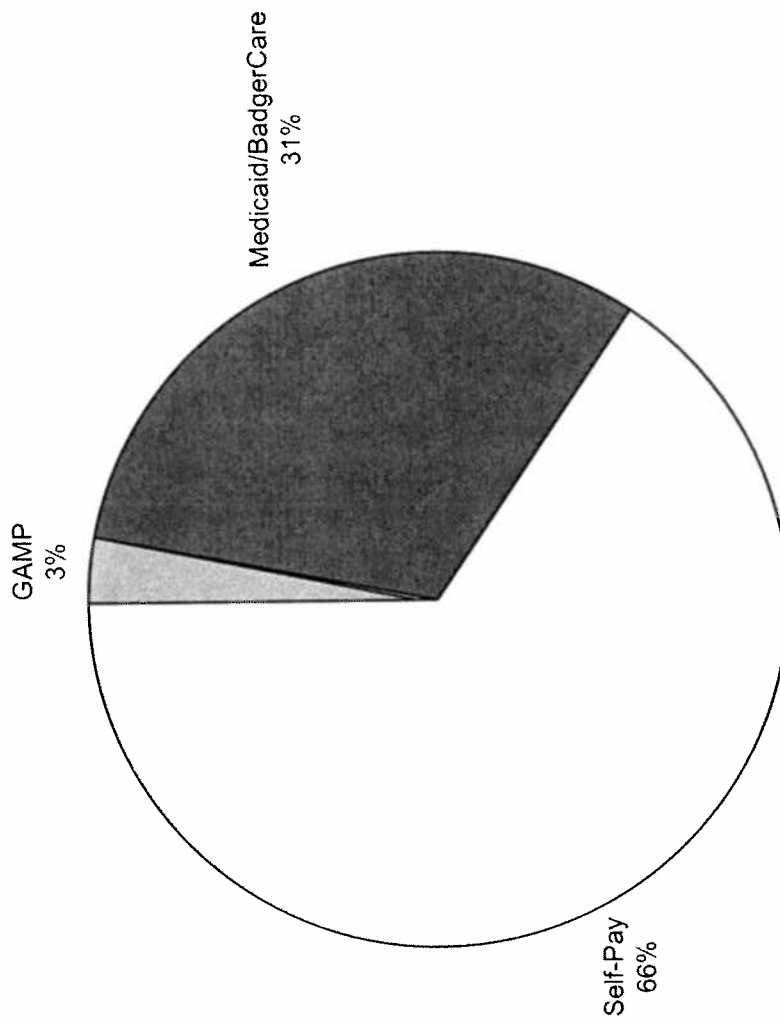
Activity by Day of the Week



Gender Analysis



Payer Analysis



086 St Joseph's Hospital - Milwaukee

46,234 Total Visits

ZIP Code	City	Count	Percent
53201	Milwaukee	81	0.18%
53202	Milwaukee	184	0.40%
53203	Milwaukee	52	0.11%
53204	Milwaukee	307	0.67%
53205	Milwaukee	880	1.91%
53206	Milwaukee	5,785	12.55%
53207	Milwaukee	90	0.20%
53208	Milwaukee	3,853	8.36%
53209	Milwaukee	3,380	7.34%
53210	Milwaukee	9,704	21.06%
53211	Milwaukee	100	0.22%
53212	Milwaukee	1,717	3.73%
53213	Milwaukee	345	0.75%
53214	Milwaukee	204	0.44%
53215	Milwaukee	250	0.54%
53216	Milwaukee	7,442	16.15%
53217	Milwaukee	60	0.13%
53218	Milwaukee	4,833	10.49%
53219	Milwaukee	132	0.29%
53220	Milwaukee	67	0.15%
53221	Milwaukee	89	0.19%
53222	Milwaukee	1,063	2.31%
53223	Milwaukee	1,239	2.69%
53224	Milwaukee	1,377	2.99%
53225	Milwaukee	2,239	4.86%
53226	Milwaukee	133	0.29%
53227	Milwaukee	82	0.18%
53228	Milwaukee	37	0.08%
53233	Milwaukee	344	0.75%
53234	Milwaukee	7	0.02%
53237	Milwaukee	2	0.00%
Total		46,078	100.00%

Gender	Count	Percent
Female	28,055	60.68%
Male	18,179	39.32%
Total	46,234	100.00%

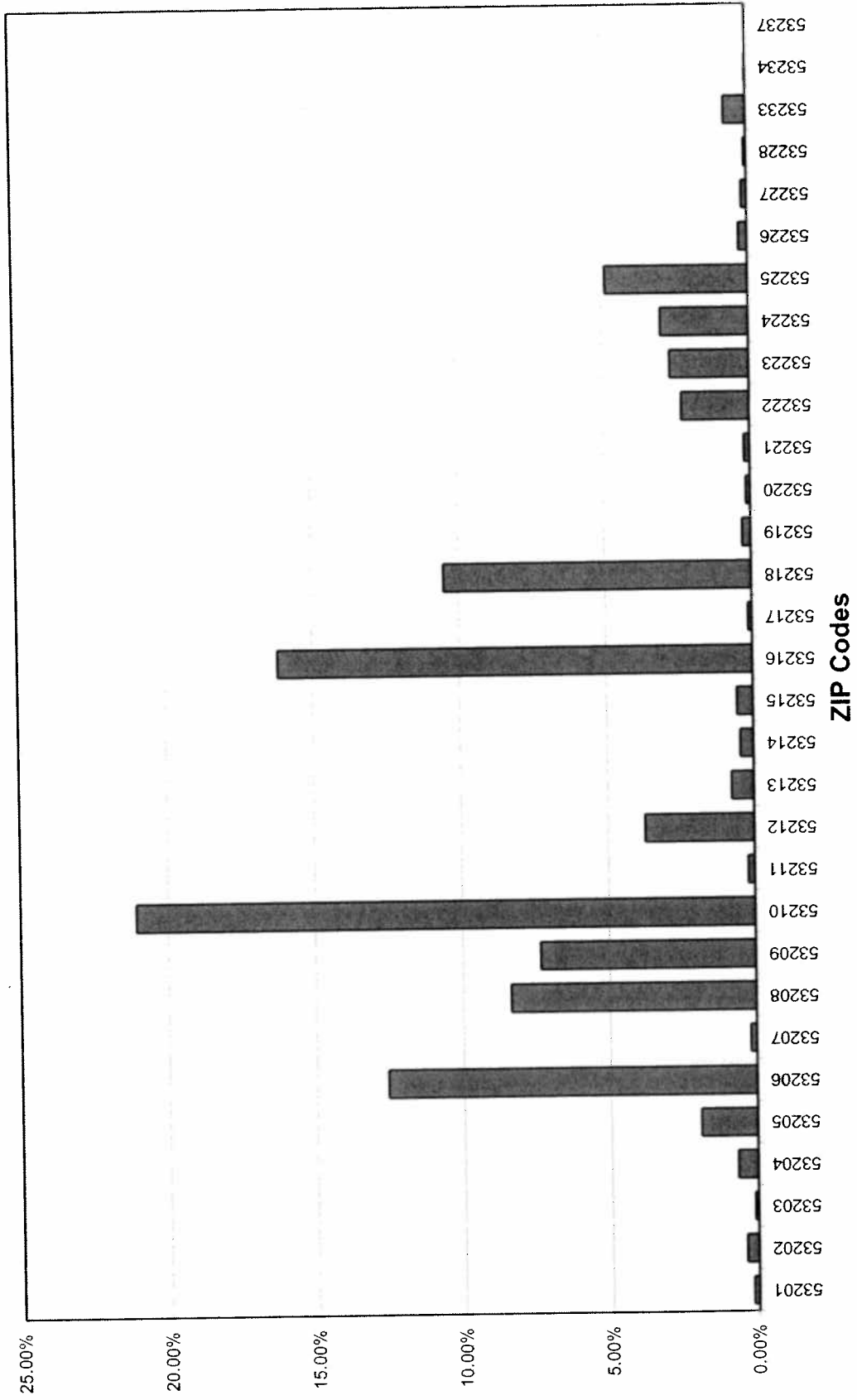
Day of Week	Count	Percent
Monday	6,864	14.85%
Tuesday	6,879	14.88%
Wednesday	6,801	14.71%
Thursday	6,418	13.88%
Friday	6,111	13.22%
Saturday	6,522	14.11%
Sunday	6,639	14.36%
Total	46,234	100.00%

Payer	Count	Percent
GAMP	1,933	4.18%
Medicaid/BadgerCare	17,462	37.77%
Self-Pay	26,839	58.05%
Total	46,234	100.00%

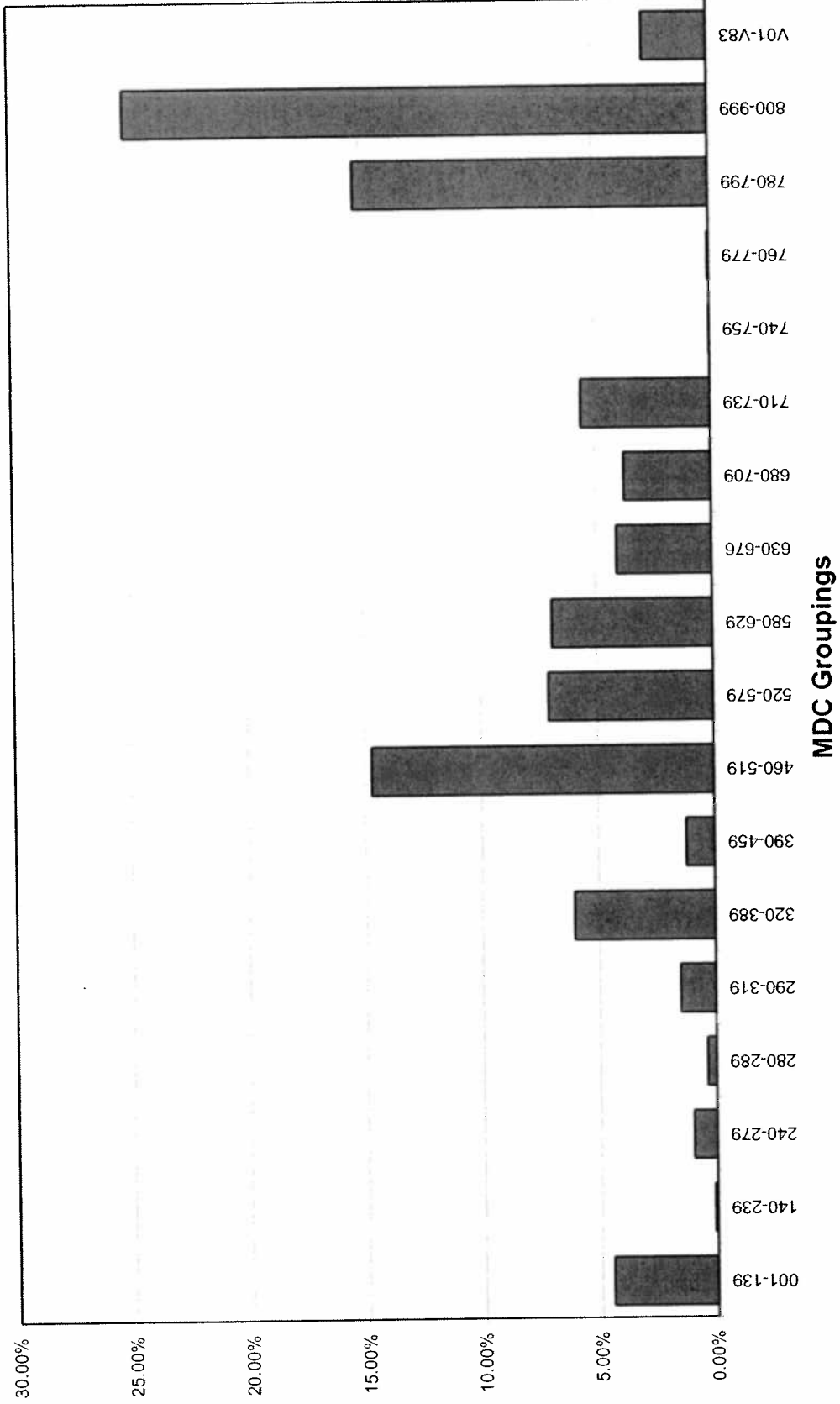
Age Group	Count	Percent
0 - 9	7,139	15.44%
10 - 19	7,572	16.38%
20 - 29	11,483	24.84%
30 - 39	8,142	17.61%
40 - 49	6,671	14.43%
50 - 59	3,165	6.85%
60 - 69	1,237	2.68%
70+	825	1.78%
Total	46,234	100.00%

MDC	Count	Percent
001-139	2,068	4.47%
140-239	47	0.10%
240-279	455	0.98%
280-289	175	0.38%
290-319	697	1.51%
320-389	2,792	6.04%
390-459	562	1.22%
460-519	6,802	14.71%
520-579	3,274	7.08%
580-629	3,192	6.90%
630-676	1,893	4.09%
680-709	1,729	3.74%
710-739	2,575	5.57%
740-759	10	0.02%
760-779	26	0.06%
780-799	7,055	15.26%
800-999	11,594	25.08%
V01-V83	1,288	2.79%
Total	46,234	100.00%

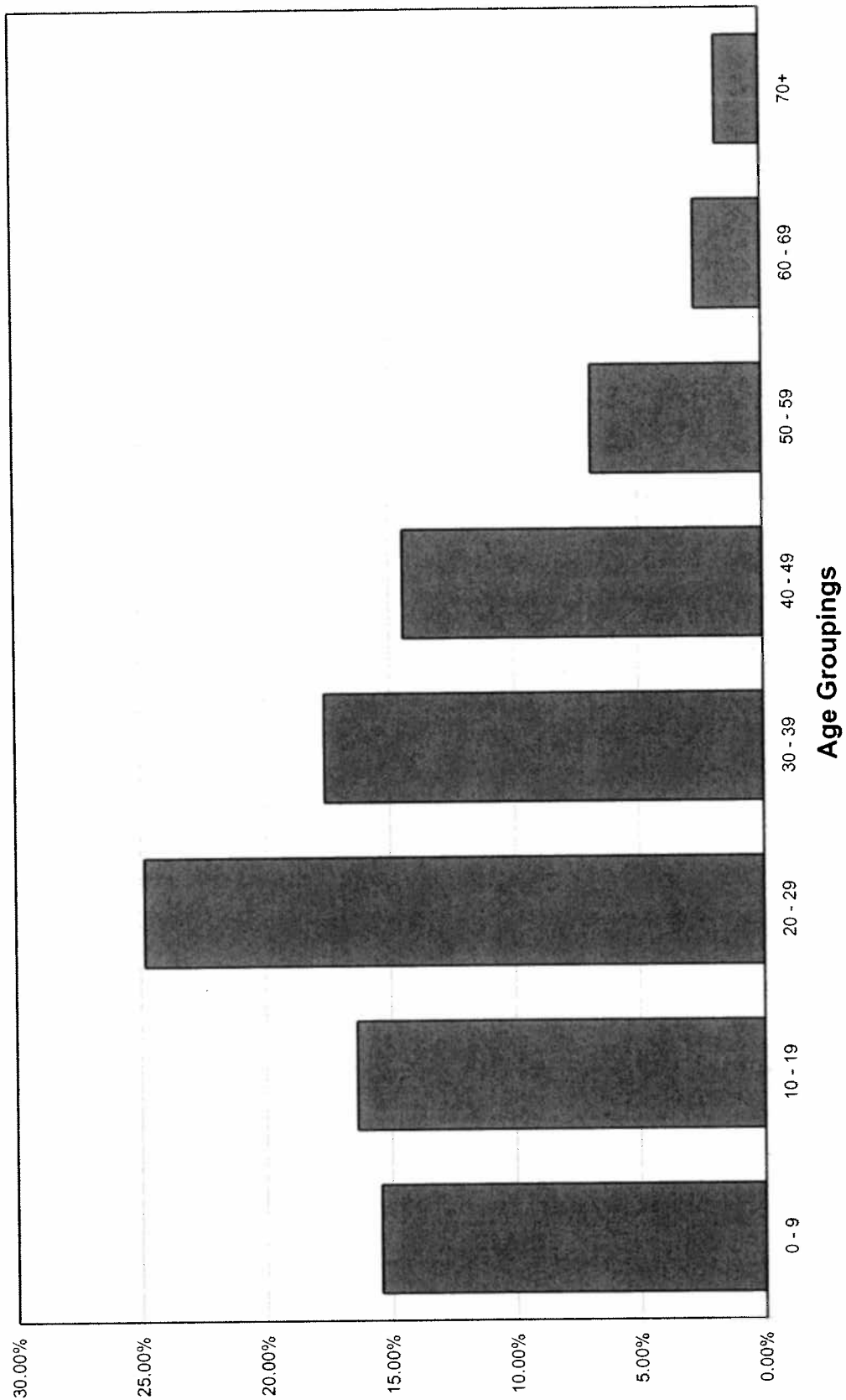
Milwaukee ZIP Code Analysis



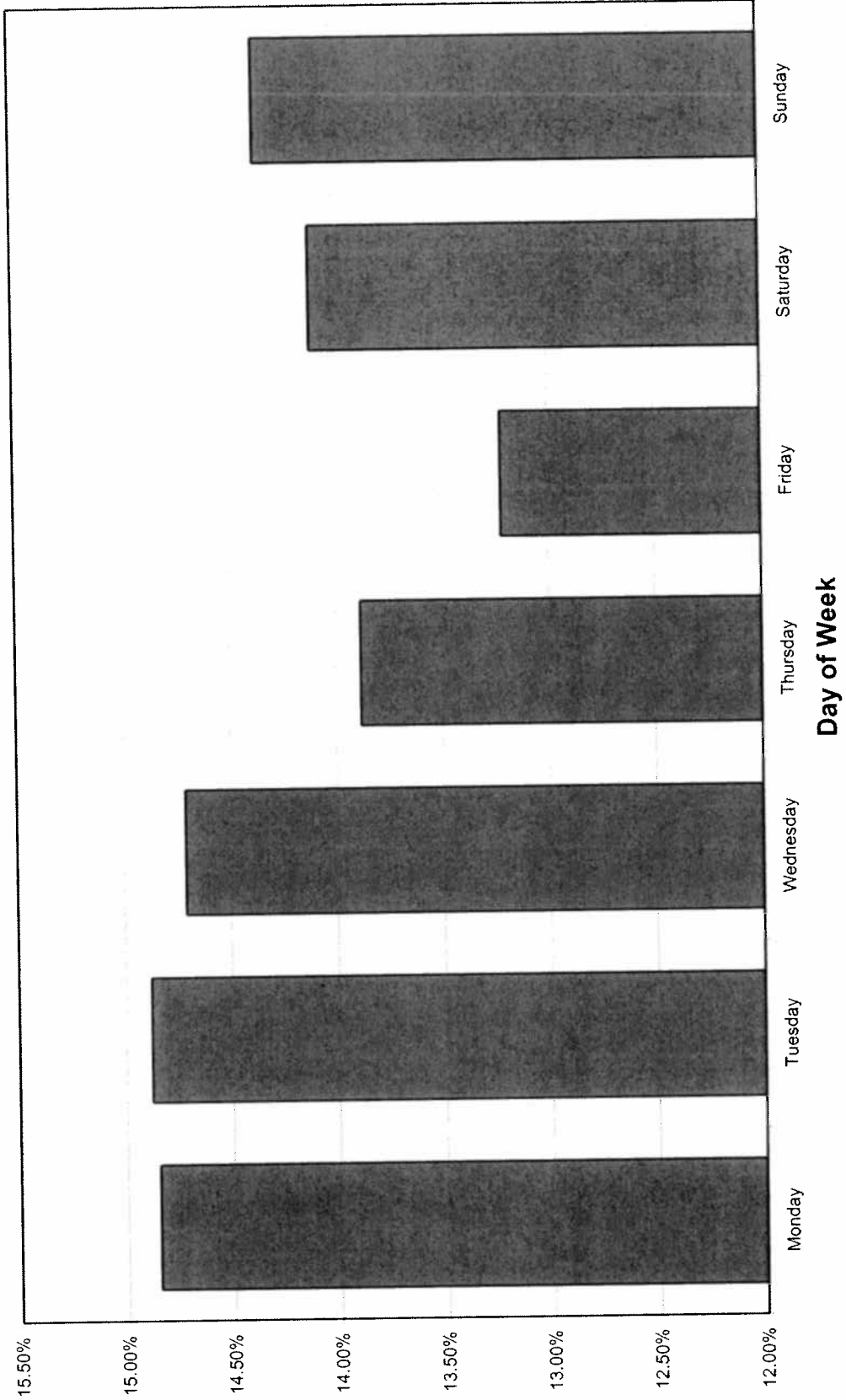
Primary Diagnosis Analysis



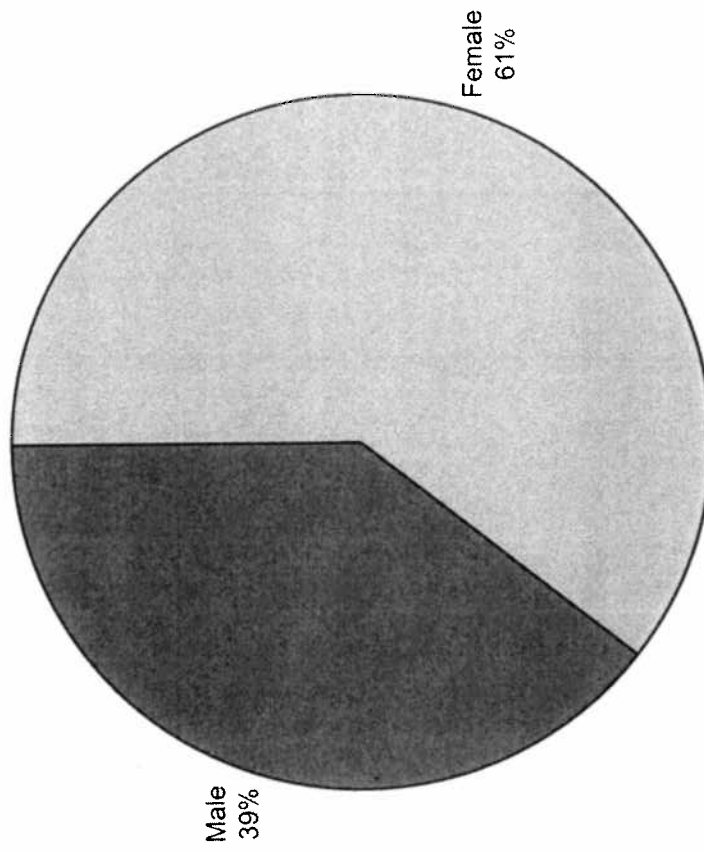
Age Analysis



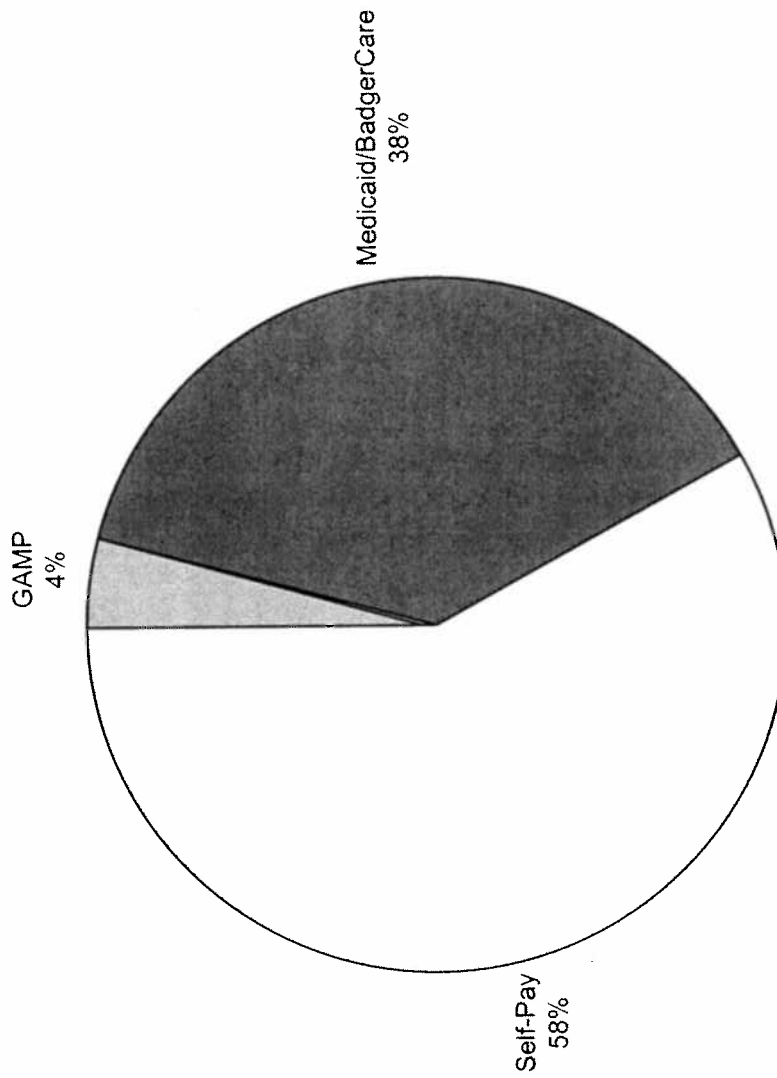
Activity by Day of the Week



Gender Analysis



Payer Analysis



2003 EMS Data Analysis
 Medicaid, GAMP, Self-Pay

087 St Luke's Medical Center

25,544 Total Visits

ZIP Code	City	Count	Percent
53201	Milwaukee	41	0.17%
53202	Milwaukee	110	0.46%
53203	Milwaukee	9	0.04%
53204	Milwaukee	7,338	30.58%
53205	Milwaukee	221	0.92%
53206	Milwaukee	257	1.07%
53207	Milwaukee	1,551	6.46%
53208	Milwaukee	689	2.87%
53209	Milwaukee	255	1.06%
53210	Milwaukee	199	0.83%
53211	Milwaukee	63	0.26%
53212	Milwaukee	353	1.47%
53213	Milwaukee	71	0.30%
53214	Milwaukee	705	2.94%
53215	Milwaukee	7,234	30.15%
53216	Milwaukee	160	0.67%
53217	Milwaukee	37	0.15%
53218	Milwaukee	232	0.97%
53219	Milwaukee	837	3.49%
53220	Milwaukee	777	3.24%
53221	Milwaukee	1,894	7.89%
53222	Milwaukee	48	0.20%
53223	Milwaukee	66	0.28%
53224	Milwaukee	105	0.44%
53225	Milwaukee	94	0.39%
53226	Milwaukee	25	0.10%
53227	Milwaukee	229	0.95%
53228	Milwaukee	135	0.56%
53233	Milwaukee	205	0.85%
53234	Milwaukee	51	0.21%
53237	Milwaukee	3	0.01%
Total		23,994	100.00%

Gender	Count	Percent
Female	14,501	56.77%
Male	11,043	43.23%
Total	25,544	100.00%

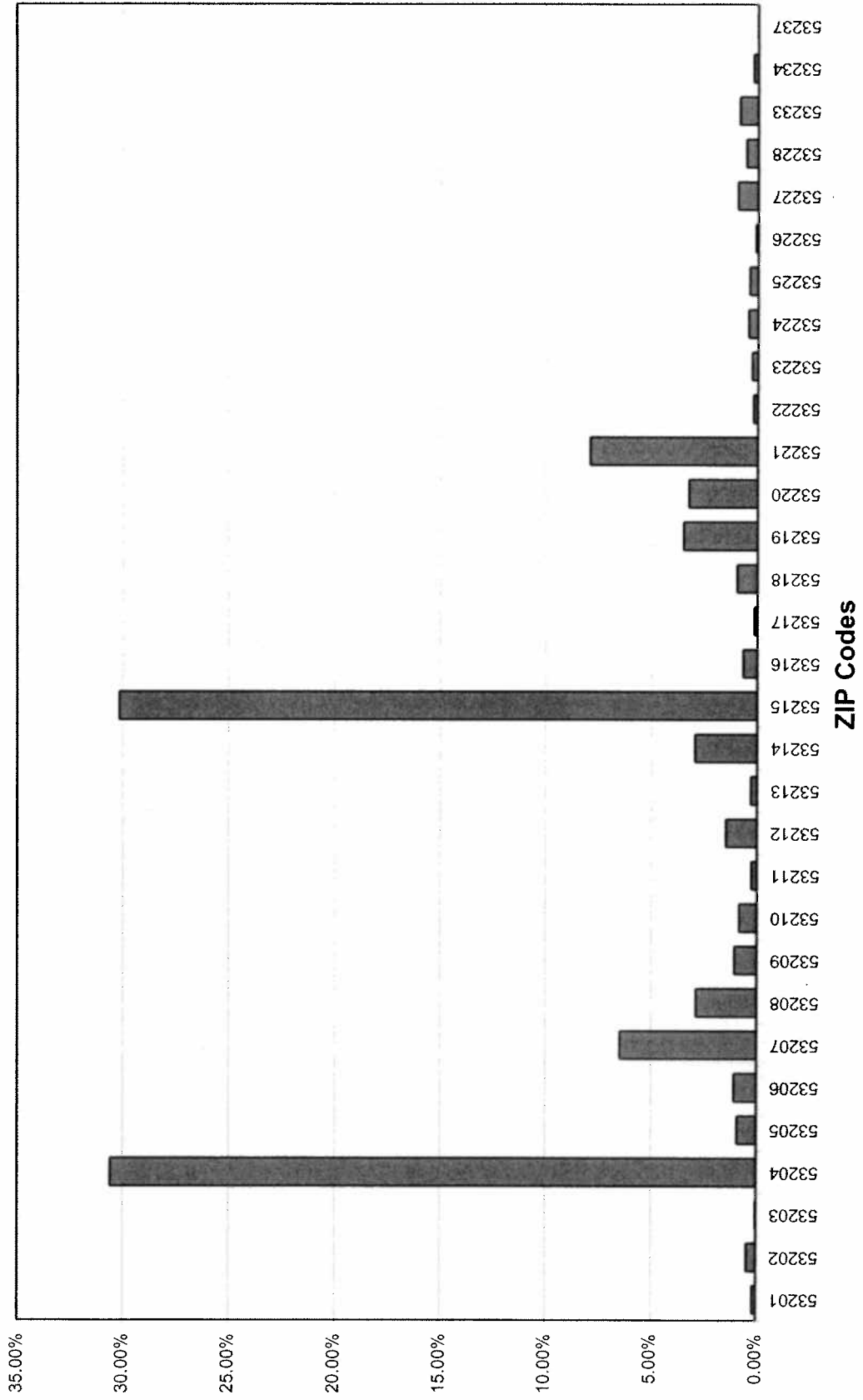
Day of Week	Count	Percent
Monday	3,880	15.19%
Tuesday	3,650	14.29%
Wednesday	3,693	14.46%
Thursday	3,486	13.65%
Friday	3,370	13.19%
Saturday	3,635	14.23%
Sunday	3,830	14.99%
Total	25,544	100.00%

Payer	Count	Percent
GAMP	1,820	7.12%
Medicaid/BadgerCare	16,963	66.41%
Self-Pay	6,761	26.47%
Total	25,544	100.00%

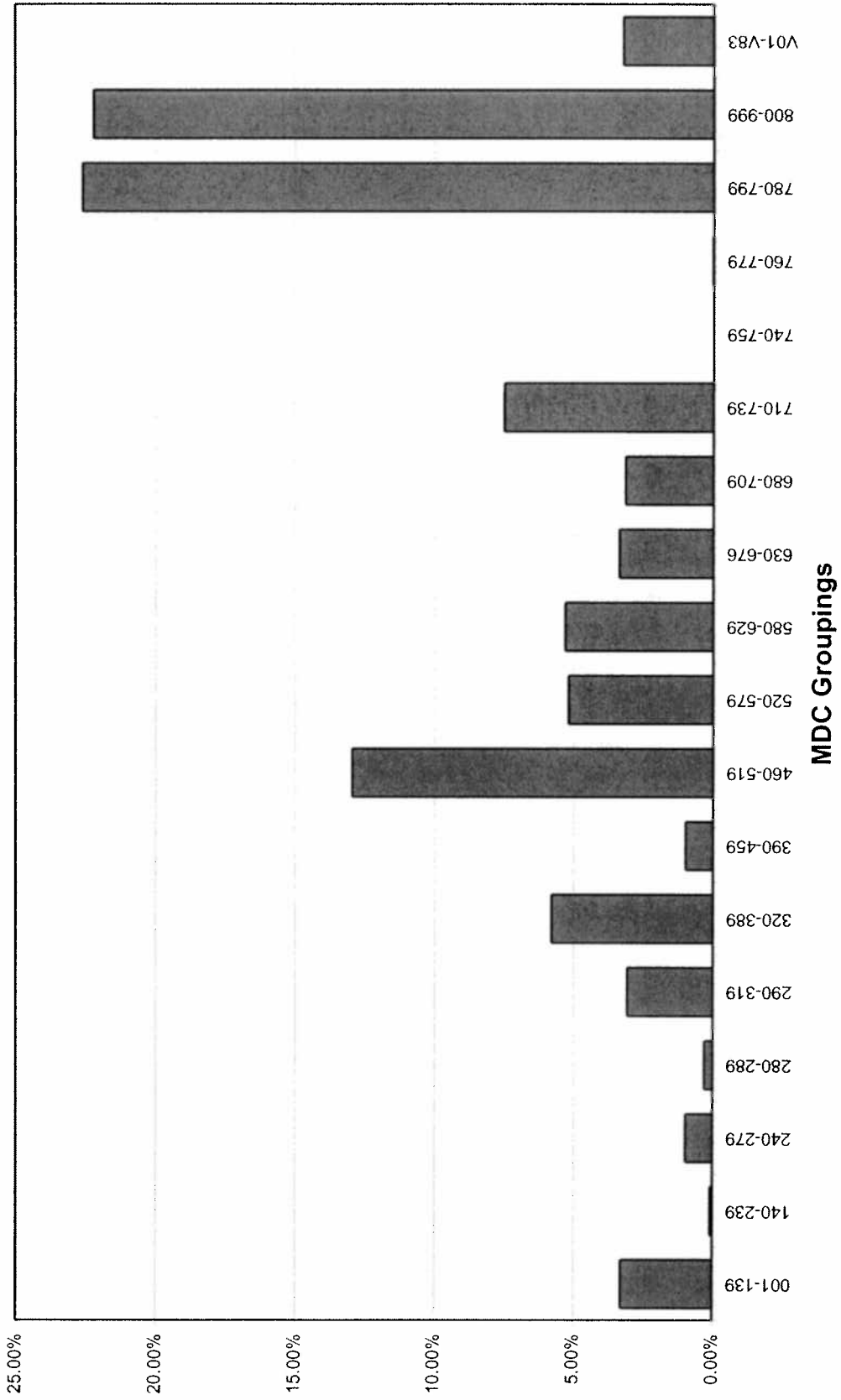
Age Group	Count	Percent
0 - 9	4,265	16.70%
10 - 19	3,275	12.82%
20 - 29	6,306	24.69%
30 - 39	4,553	17.82%
40 - 49	3,483	13.64%
50 - 59	1,762	6.90%
60 - 69	889	3.48%
70+	1,011	3.96%
Total	25,544	100.00%

MDC	Count	Percent
001-139	844	3.30%
140-239	23	0.09%
240-279	248	0.97%
280-289	76	0.30%
290-319	785	3.07%
320-389	1,481	5.80%
390-459	251	0.98%
460-519	3,309	12.95%
520-579	1,324	5.18%
580-629	1,354	5.30%
630-676	861	3.37%
680-709	804	3.15%
710-739	1,914	7.49%
740-759	0	0.00%
760-779	7	0.03%
780-799	5,769	22.58%
800-999	5,668	22.19%
V01-V83	826	3.23%
Total	25,544	100.00%

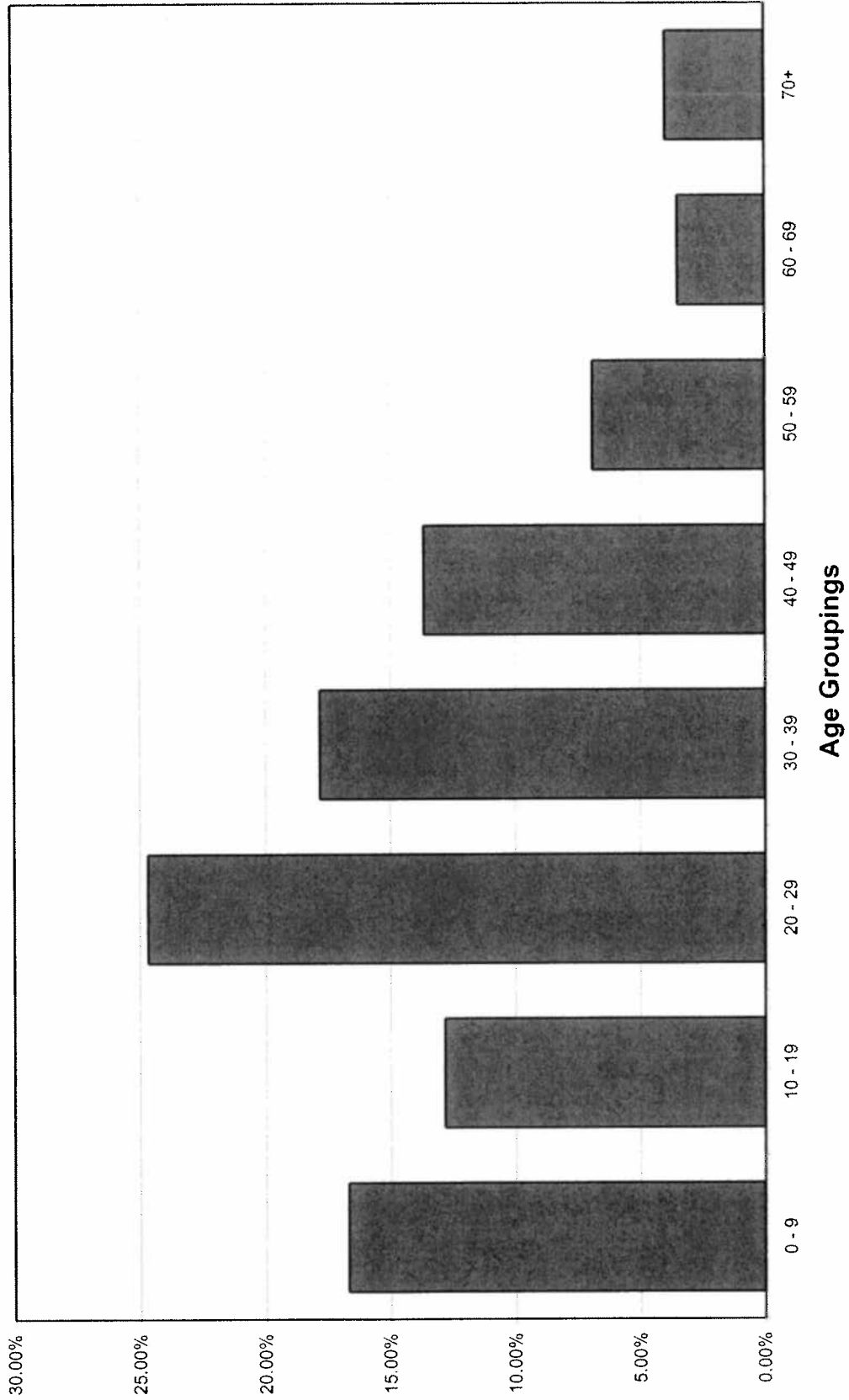
Milwaukee ZIP Code Analysis



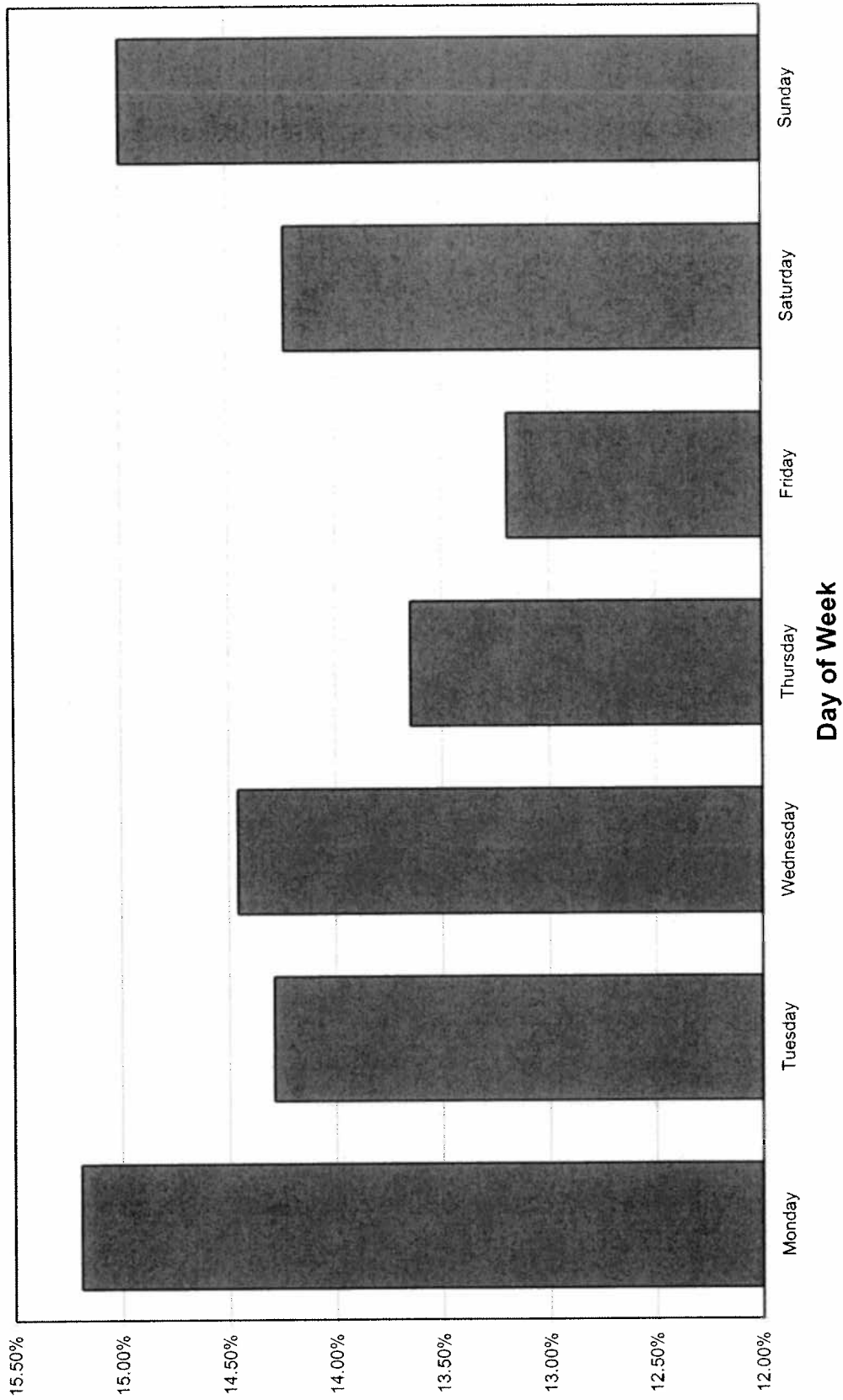
Primary Diagnosis Analysis



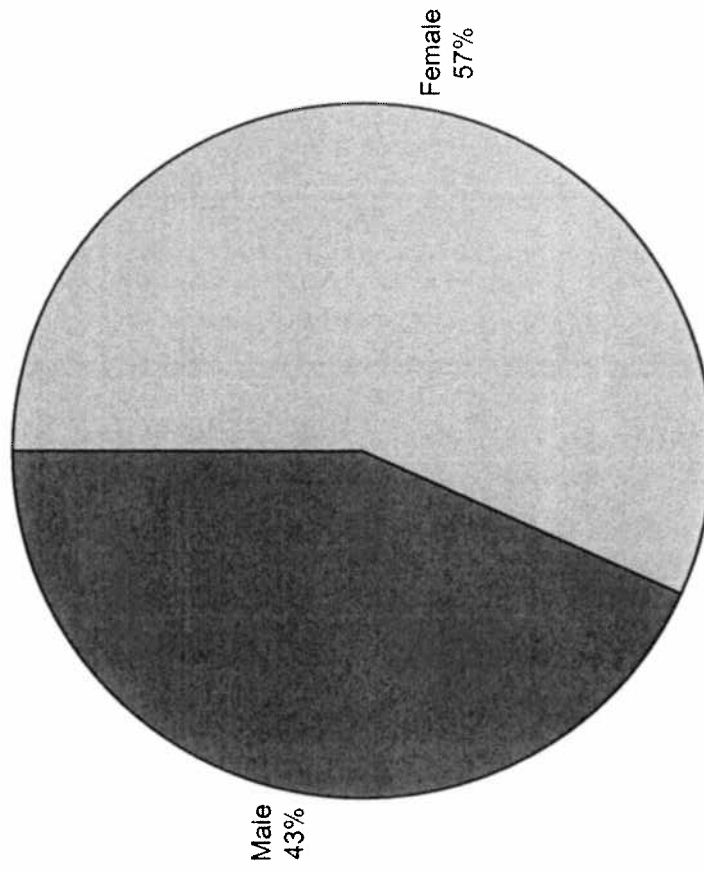
Age Analysis



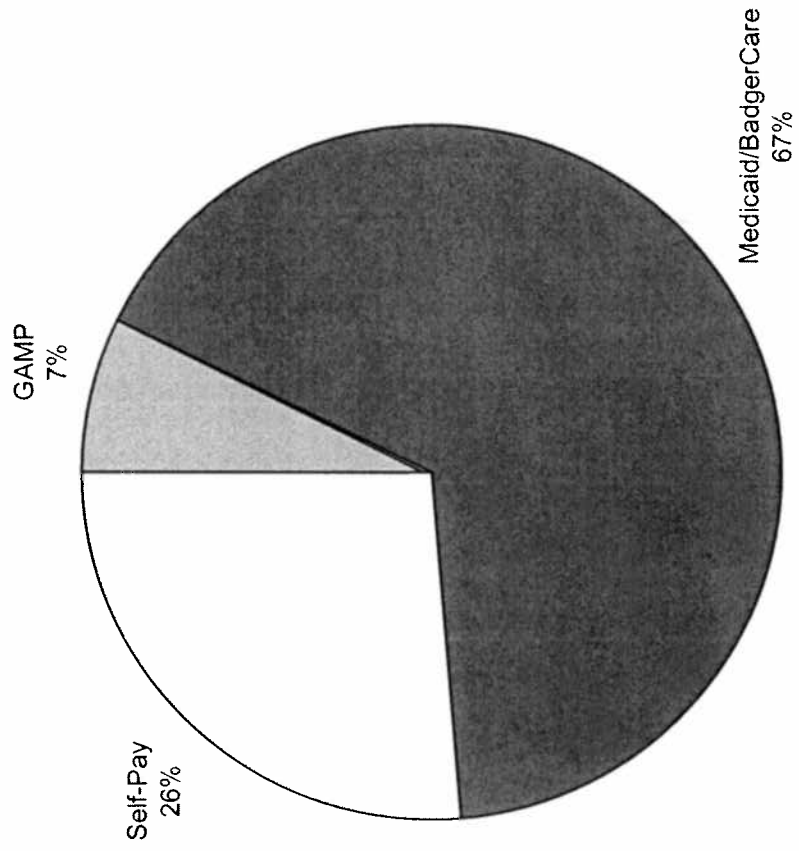
Activity by Day of the Week



Gender Analysis



Payer Analysis



089 St Mary's Hospital - Milwaukee

13,237 Total Visits

ZIP Code	City	Count	Percent
53201	Milwaukee	32	0.24%
53202	Milwaukee	1,157	8.81%
53203	Milwaukee	49	0.37%
53204	Milwaukee	595	4.53%
53205	Milwaukee	428	3.26%
53206	Milwaukee	1,514	11.53%
53207	Milwaukee	159	1.21%
53208	Milwaukee	614	4.68%
53209	Milwaukee	714	5.44%
53210	Milwaukee	555	4.23%
53211	Milwaukee	529	4.03%
53212	Milwaukee	4,158	31.67%
53213	Milwaukee	30	0.23%
53214	Milwaukee	67	0.51%
53215	Milwaukee	420	3.20%
53216	Milwaukee	485	3.69%
53217	Milwaukee	89	0.68%
53218	Milwaukee	489	3.72%
53219	Milwaukee	72	0.55%
53220	Milwaukee	60	0.46%
53221	Milwaukee	65	0.50%
53222	Milwaukee	58	0.44%
53223	Milwaukee	202	1.54%
53224	Milwaukee	139	1.06%
53225	Milwaukee	223	1.70%
53226	Milwaukee	13	0.10%
53227	Milwaukee	26	0.20%
53228	Milwaukee	7	0.05%
53233	Milwaukee	180	1.37%
53234	Milwaukee	1	0.01%
53237	Milwaukee	0	0.00%
Total		13,130	100.00%

Gender	Count	Percent
Female	7,982	60.30%
Male	5,255	39.70%
Total	13,237	100.00%

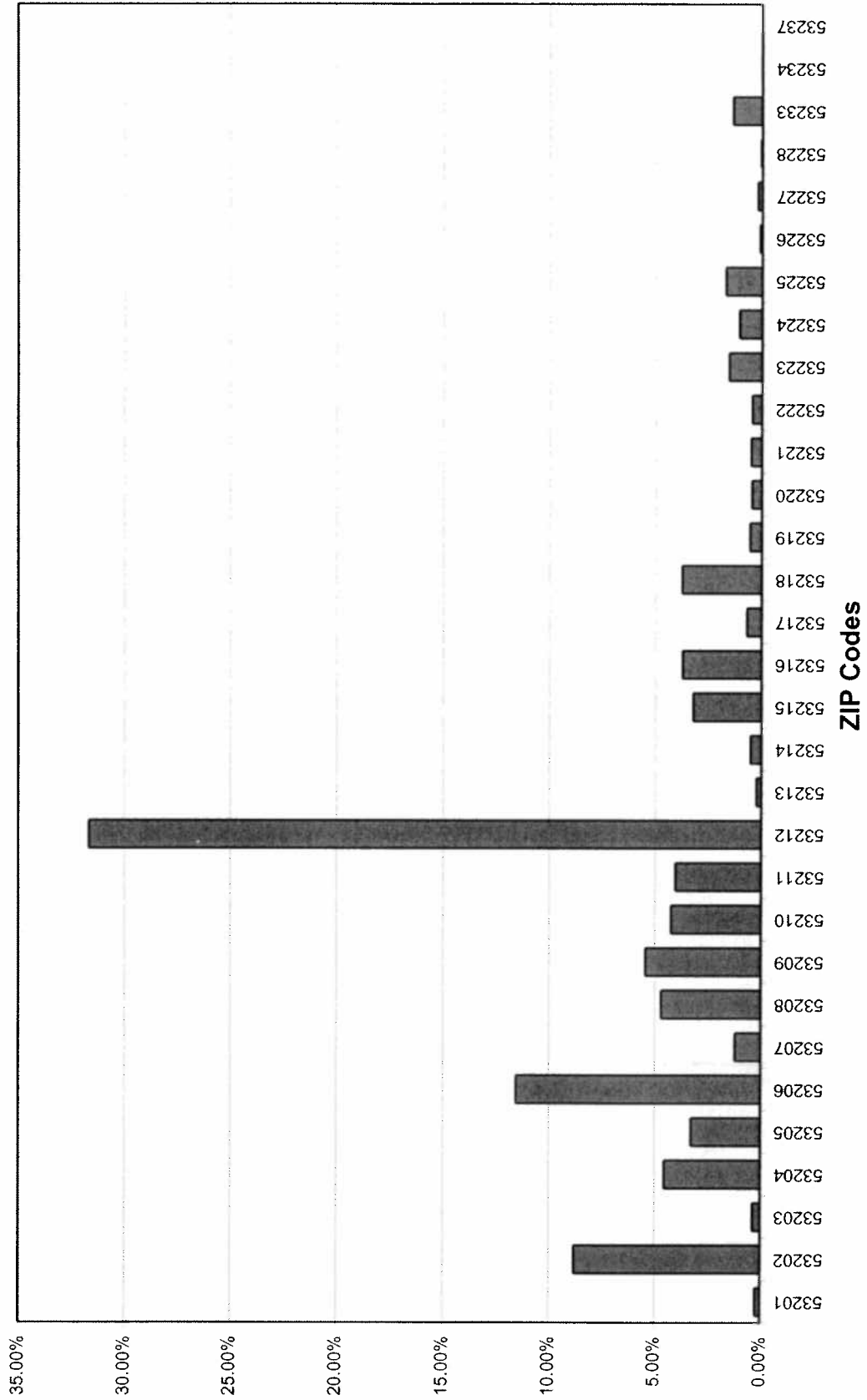
Day of Week	Count	Percent
Monday	1,999	15.10%
Tuesday	1,900	14.35%
Wednesday	1,903	14.38%
Thursday	1,768	13.36%
Friday	1,803	13.62%
Saturday	1,909	14.42%
Sunday	1,955	14.77%
Total	13,237	100.00%

Payer	Count	Percent
GAMP	8	0.06%
Medicaid/BadgerCare	9,392	70.95%
Self-Pay	3,837	28.99%
Total	13,237	100.00%

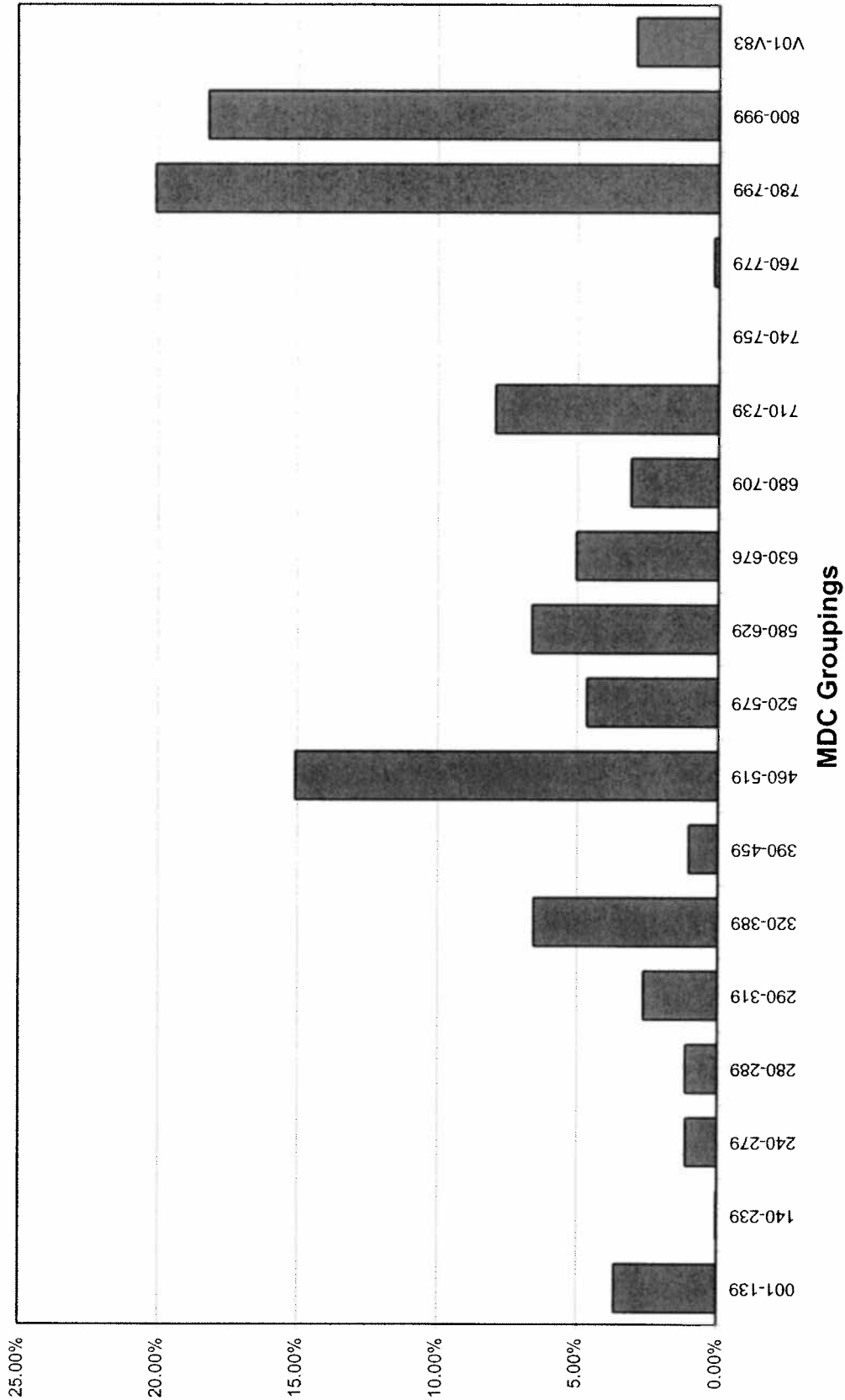
Age Group	Count	Percent
0 - 9	2,286	17.27%
10 - 19	1,625	12.28%
20 - 29	3,432	25.93%
30 - 39	2,177	16.45%
40 - 49	2,052	15.50%
50 - 59	856	6.47%
60 - 69	398	3.01%
70+	411	3.10%
Total	13,237	100.00%

MDC	Count	Percent
001-139	483	3.65%
140-239	4	0.03%
240-279	149	1.13%
280-289	151	1.14%
290-319	349	2.64%
320-389	868	6.56%
390-459	137	1.03%
460-519	1,996	15.08%
520-579	618	4.67%
580-629	877	6.63%
630-676	667	5.04%
680-709	410	3.10%
710-739	1,052	7.95%
740-759	1	0.01%
760-779	23	0.17%
780-799	2,657	20.07%
800-999	2,407	18.18%
V01-V83	388	2.93%
Total	13,237	100.00%

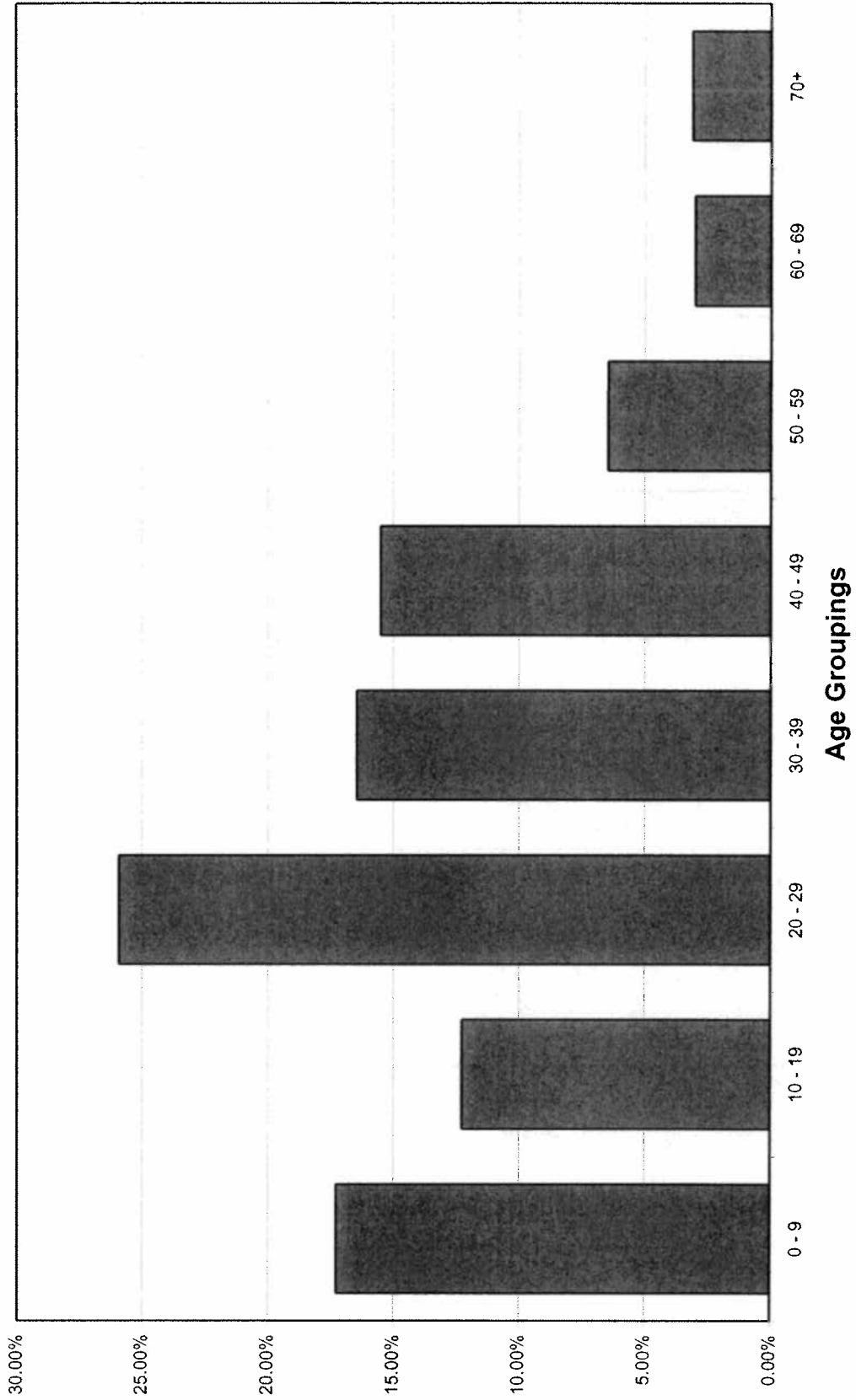
Milwaukee ZIP Code Analysis



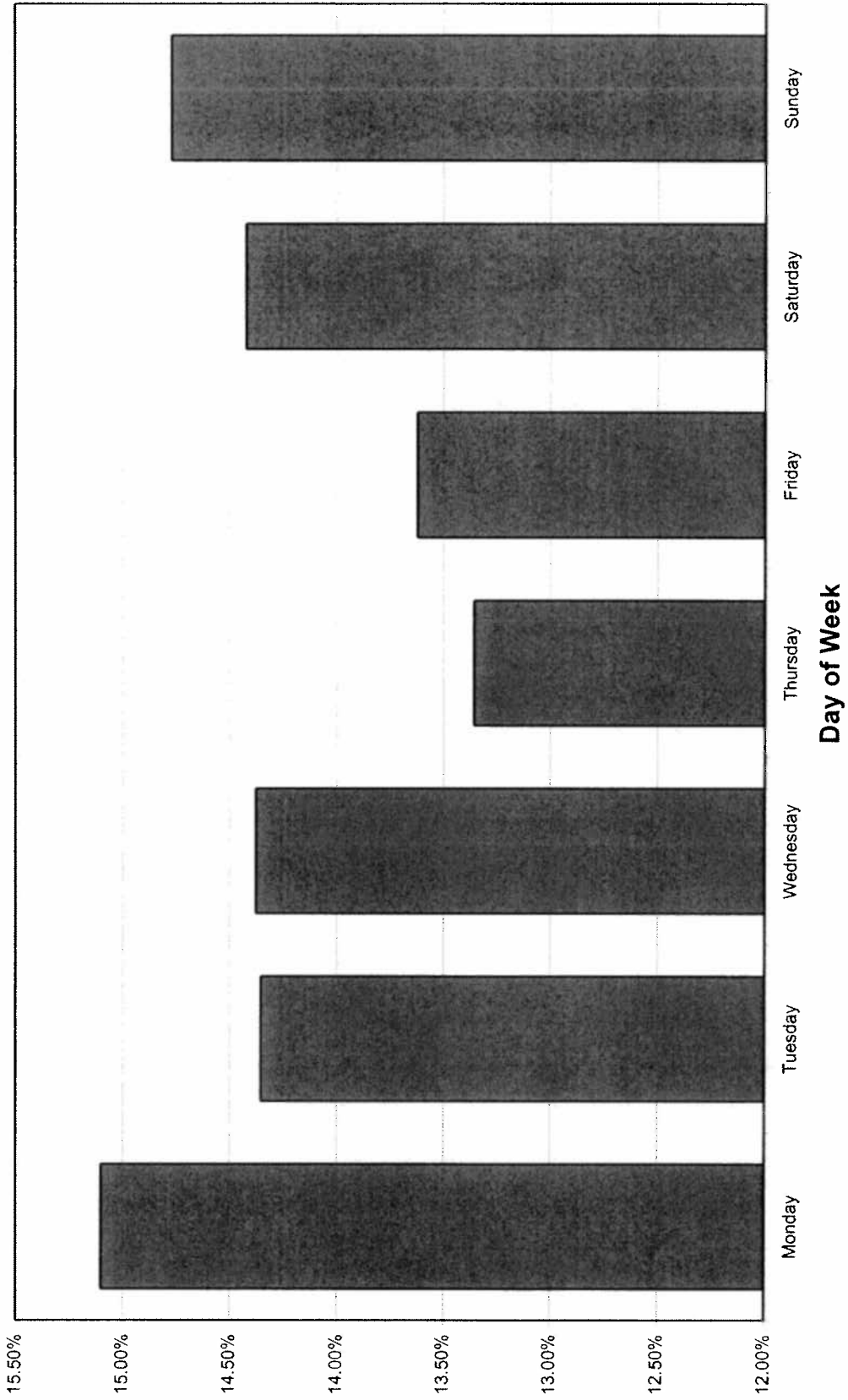
Primary Diagnosis Analysis



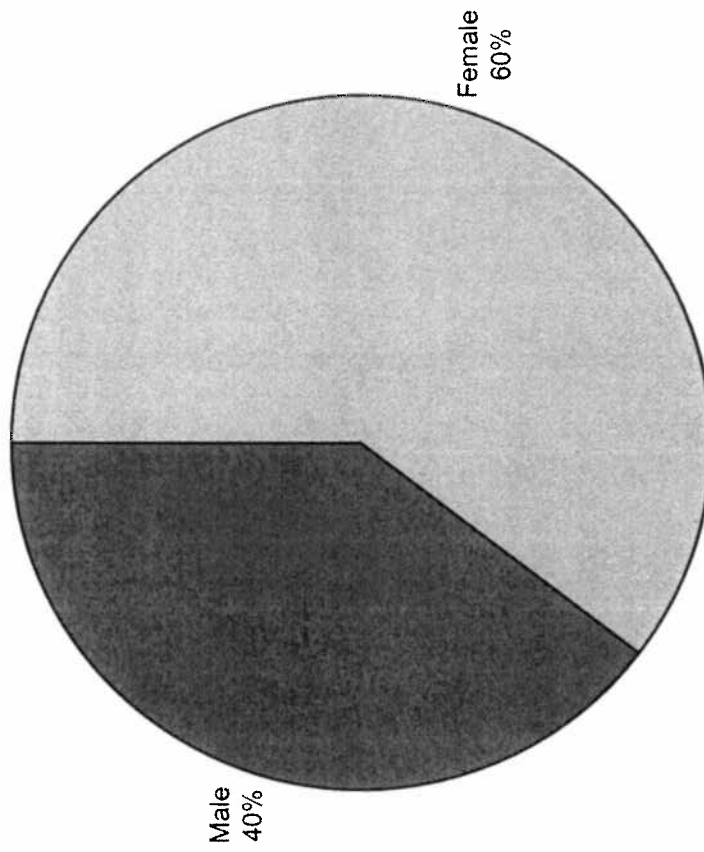
Age Analysis



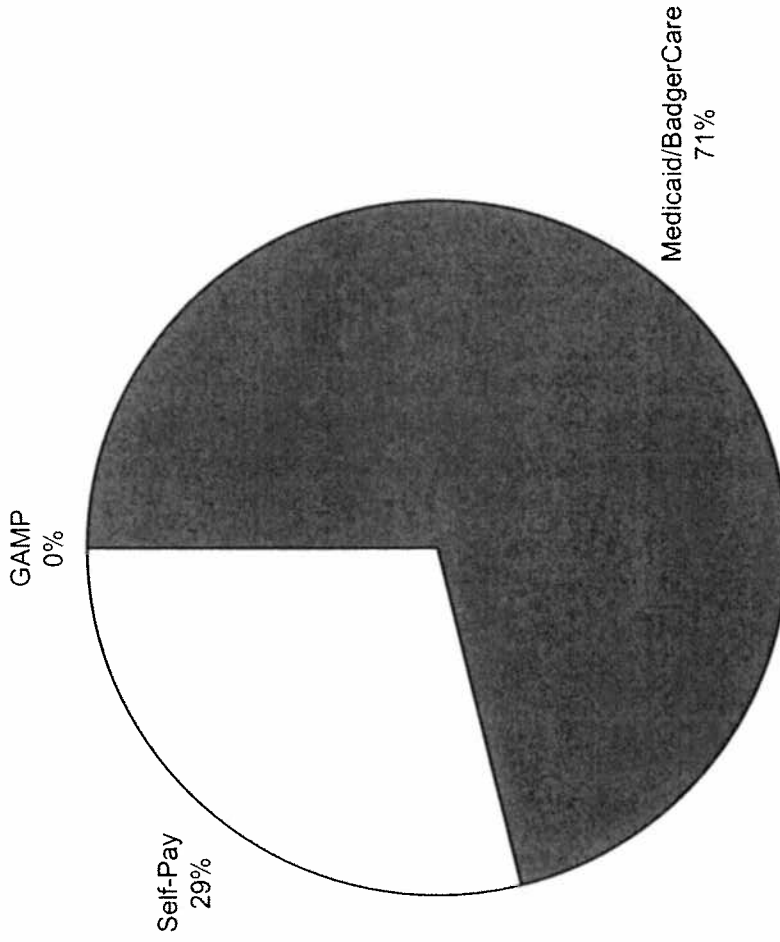
Activity by Day of the Week



Gender Analysis



Payer Analysis



2003 EMS Data Analysis
 Medicaid, GAMP, Self-Pay

090 St Michael Hospital

41,301 Total Visits

ZIP Code	City	Count	Percent
53201	Milwaukee	39	0.09%
53202	Milwaukee	107	0.26%
53203	Milwaukee	12	0.03%
53204	Milwaukee	211	0.51%
53205	Milwaukee	459	1.11%
53206	Milwaukee	4,336	10.53%
53207	Milwaukee	76	0.18%
53208	Milwaukee	1,075	2.61%
53209	Milwaukee	12,946	31.43%
53210	Milwaukee	1,388	3.37%
53211	Milwaukee	112	0.27%
53212	Milwaukee	2,006	4.87%
53213	Milwaukee	74	0.18%
53214	Milwaukee	93	0.23%
53215	Milwaukee	164	0.40%
53216	Milwaukee	2,759	6.70%
53217	Milwaukee	271	0.66%
53218	Milwaukee	7,265	17.64%
53219	Milwaukee	104	0.25%
53220	Milwaukee	37	0.09%
53221	Milwaukee	78	0.19%
53222	Milwaukee	299	0.73%
53223	Milwaukee	2,553	6.20%
53224	Milwaukee	1,910	4.64%
53225	Milwaukee	2,443	5.93%
53226	Milwaukee	46	0.11%
53227	Milwaukee	49	0.12%
53228	Milwaukee	15	0.04%
53233	Milwaukee	262	0.64%
53234	Milwaukee	1	0.00%
53237	Milwaukee	0	0.00%
Total		41,190	100.00%

Gender	Count	Percent
Female	24,474	59.26%
Male	16,827	40.74%
Total	41,301	100.00%

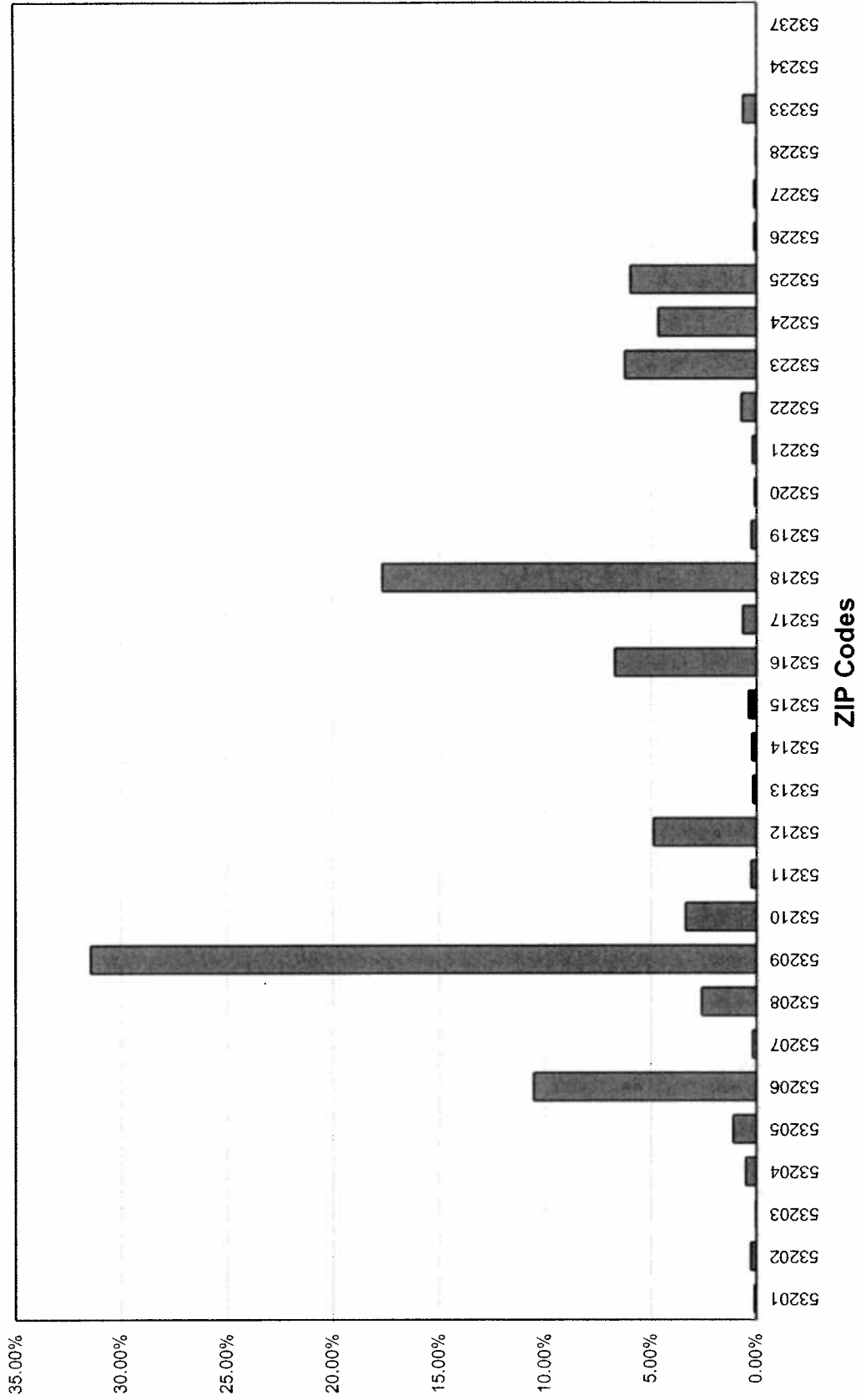
Day of Week	Count	Percent
Monday	6,087	14.74%
Tuesday	6,161	14.92%
Wednesday	6,091	14.75%
Thursday	5,678	13.75%
Friday	5,513	13.35%
Saturday	5,755	13.93%
Sunday	6,016	14.57%
Total	41,301	100.00%

Payer	Count	Percent
GAMP	1,538	3.72%
Medicaid/BadgerCare	16,579	40.14%
Self-Pay	23,184	56.13%
Total	41,301	100.00%

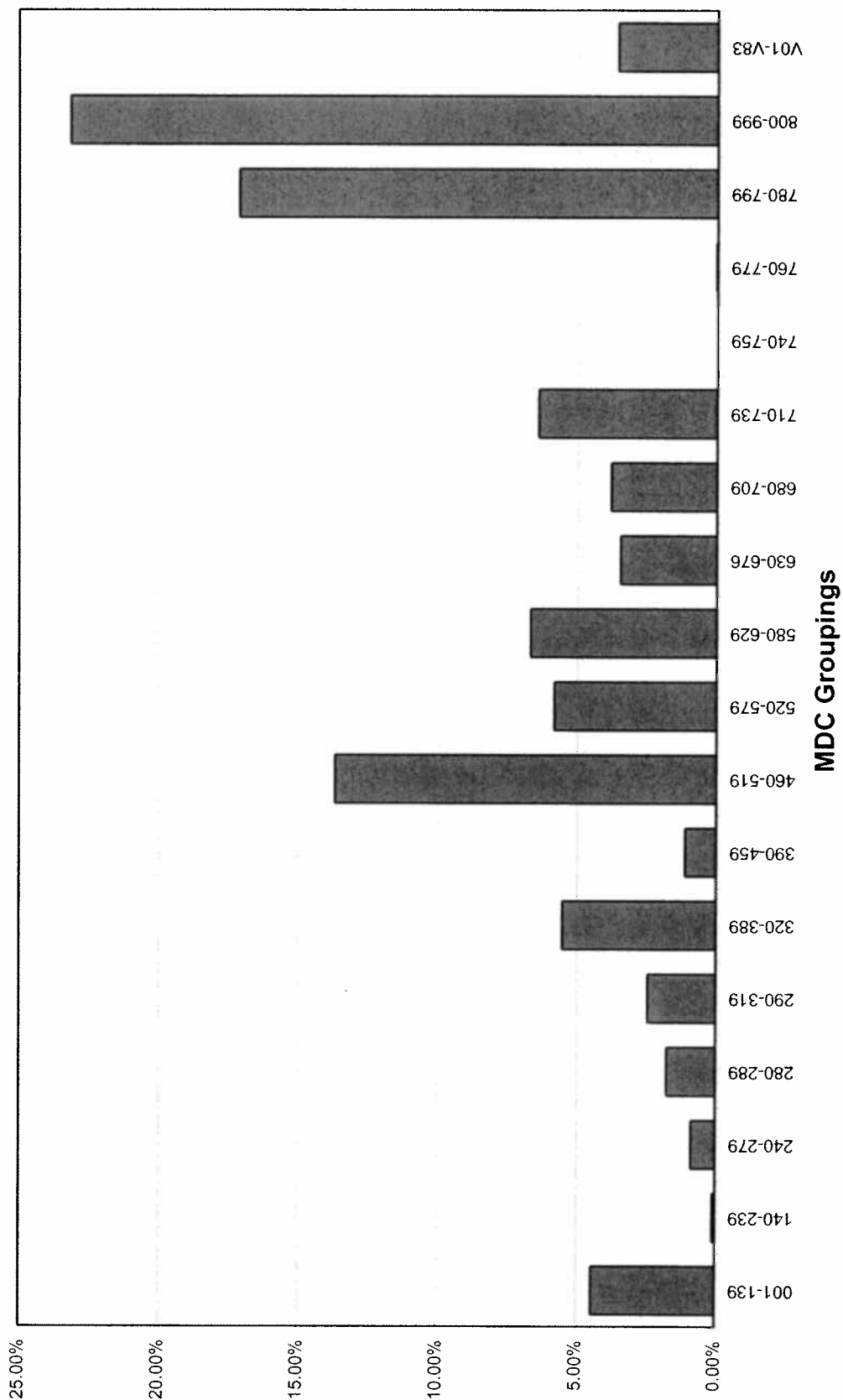
Age Group	Count	Percent
0 - 9	6,105	14.78%
10 - 19	6,397	15.49%
20 - 29	10,369	25.11%
30 - 39	7,728	18.71%
40 - 49	6,129	14.84%
50 - 59	2,722	6.59%
60 - 69	1,079	2.61%
70+	772	1.87%
Total	41,301	100.00%

MDC	Count	Percent
001-139	1,842	4.46%
140-239	39	0.09%
240-279	363	0.88%
280-289	731	1.77%
290-319	1,014	2.46%
320-389	2,282	5.53%
390-459	462	1.12%
460-519	5,645	13.67%
520-579	2,404	5.82%
580-629	2,756	6.67%
630-676	1,427	3.46%
680-709	1,568	3.80%
710-739	2,640	6.39%
740-759	1	0.00%
760-779	16	0.04%
780-799	7,069	17.12%
800-999	9,564	23.16%
V01-V83	1,478	3.58%
Total	41,301	100.00%

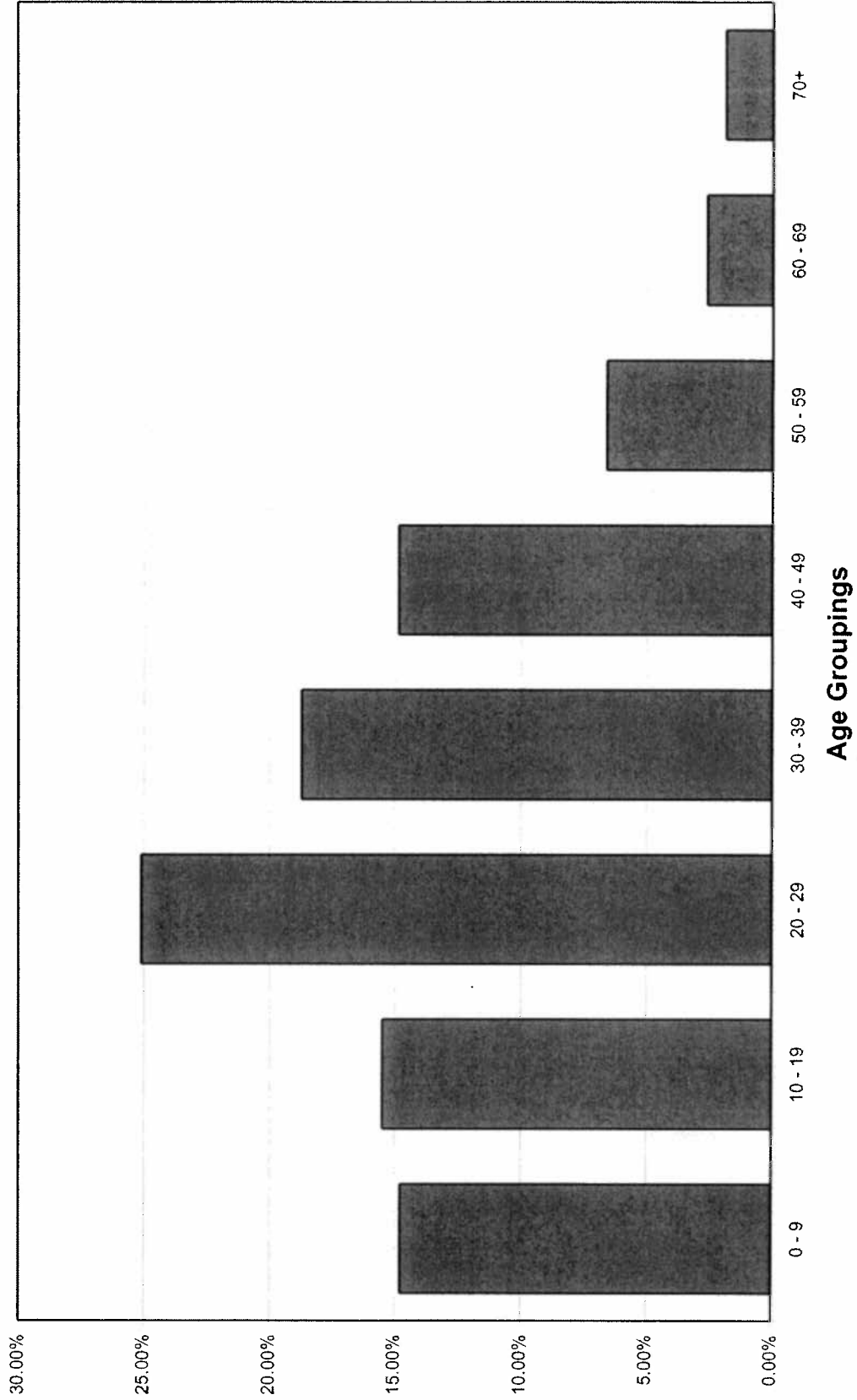
Milwaukee ZIP Code Analysis



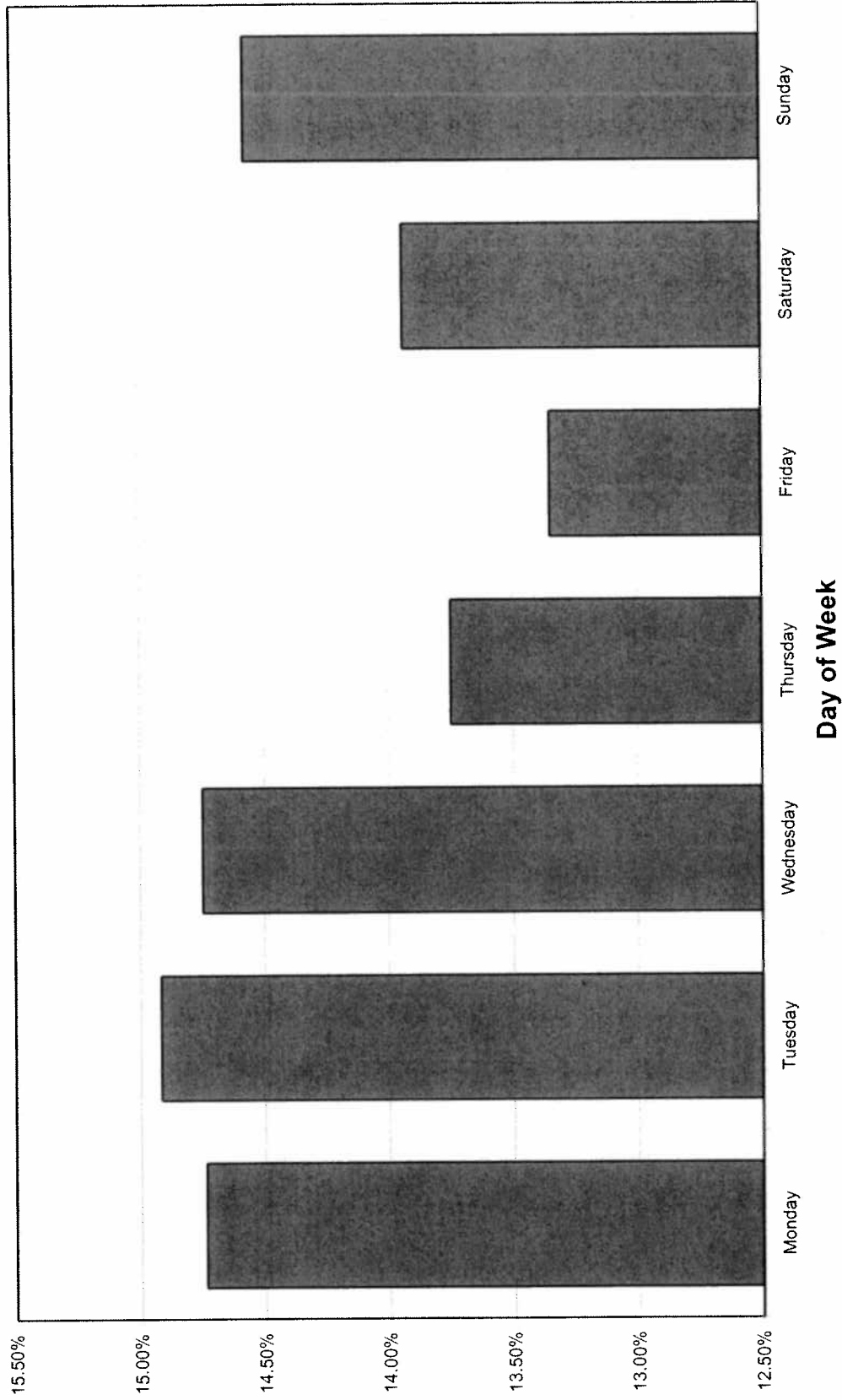
Primary Diagnosis Analysis



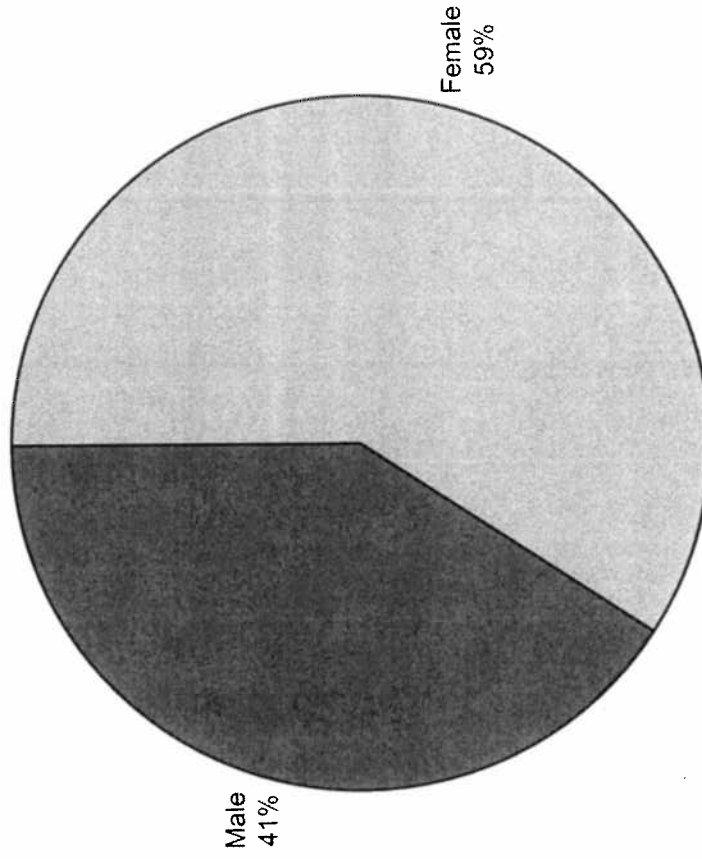
Age Analysis



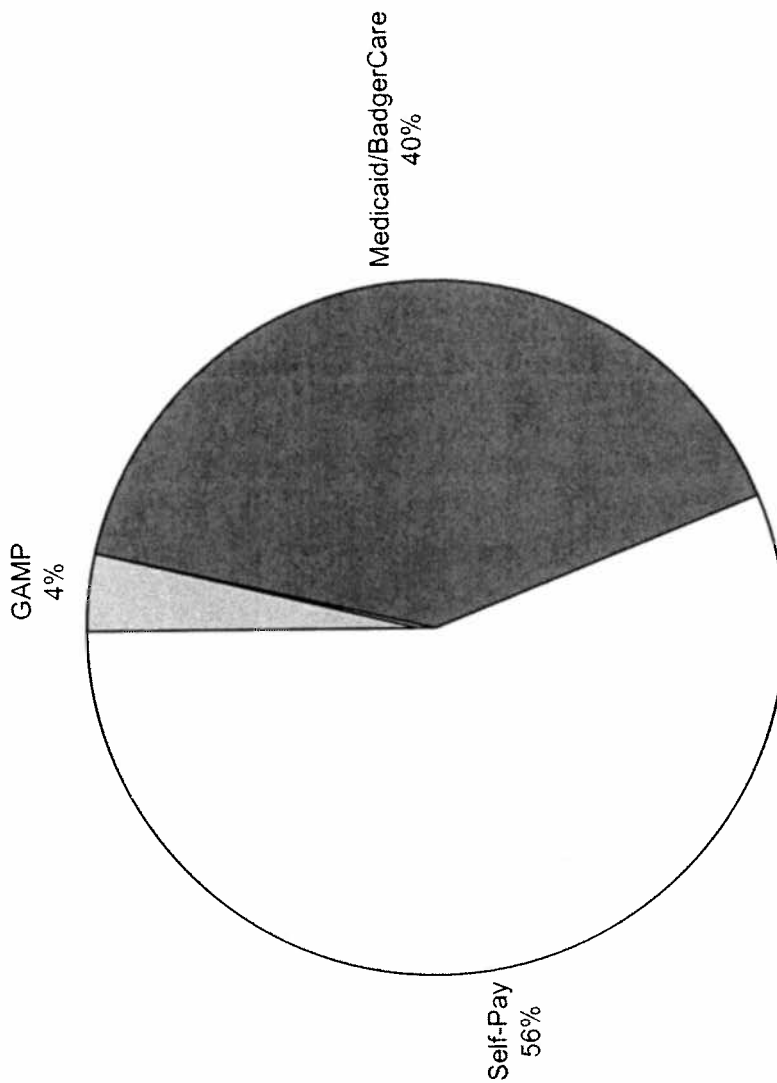
Activity by Day of the Week



Gender Analysis



Payer Analysis



2003 EMS Data Analysis
 Medicaid, GAMP, Self-Pay

150 West Allis Memorial Hospital

6,460 Total Visits

ZIP Code	City	Count	Percent
53201	Milwaukee	8	0.13%
53202	Milwaukee	31	0.51%
53203	Milwaukee	2	0.03%
53204	Milwaukee	154	2.54%
53205	Milwaukee	13	0.21%
53206	Milwaukee	25	0.41%
53207	Milwaukee	120	1.98%
53208	Milwaukee	92	1.52%
53209	Milwaukee	40	0.66%
53210	Milwaukee	34	0.56%
53211	Milwaukee	9	0.15%
53212	Milwaukee	40	0.66%
53213	Milwaukee	66	1.09%
53214	Milwaukee	1,813	29.93%
53215	Milwaukee	344	5.68%
53216	Milwaukee	51	0.84%
53217	Milwaukee	17	0.28%
53218	Milwaukee	44	0.73%
53219	Milwaukee	1,107	18.27%
53220	Milwaukee	341	5.63%
53221	Milwaukee	162	2.67%
53222	Milwaukee	42	0.69%
53223	Milwaukee	27	0.45%
53224	Milwaukee	46	0.76%
53225	Milwaukee	49	0.81%
53226	Milwaukee	58	0.96%
53227	Milwaukee	1,036	17.10%
53228	Milwaukee	263	4.34%
53233	Milwaukee	11	0.18%
53234	Milwaukee	13	0.21%
53237	Milwaukee	0	0.00%
Total		6,058	100.00%

Gender	Count	Percent
Female	3,679	56.95%
Male	2,781	43.05%
Total	6,460	100.00%

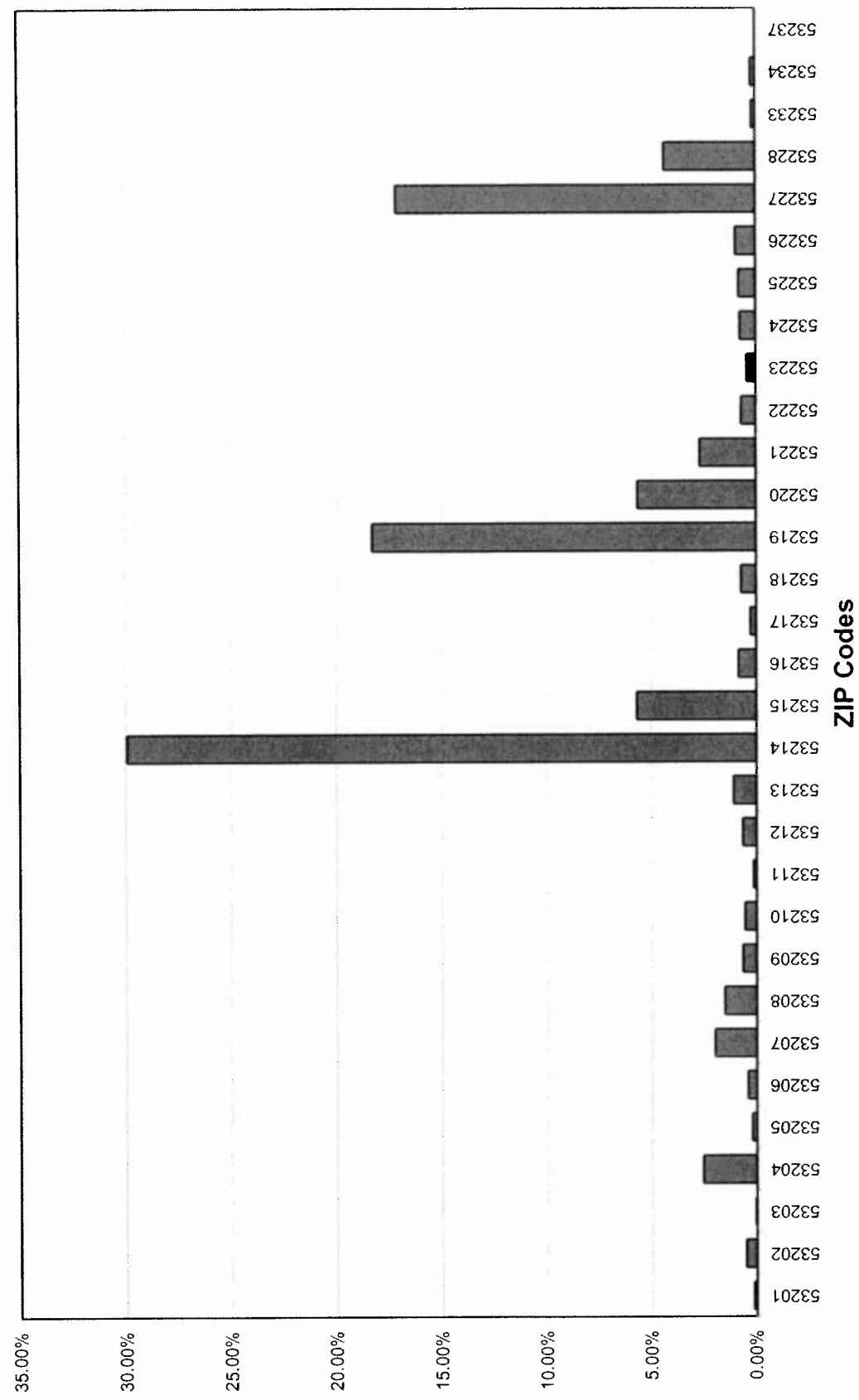
Day of Week	Count	Percent
Monday	963	14.91%
Tuesday	972	15.05%
Wednesday	886	13.72%
Thursday	860	13.31%
Friday	893	13.82%
Saturday	888	13.75%
Sunday	998	15.45%
Total	6,460	100.00%

Payer	Count	Percent
GAMP	221	3.42%
Medicaid/BadgerCare	3,778	58.48%
Self-Pay	2,461	38.10%
Total	6,460	100.00%

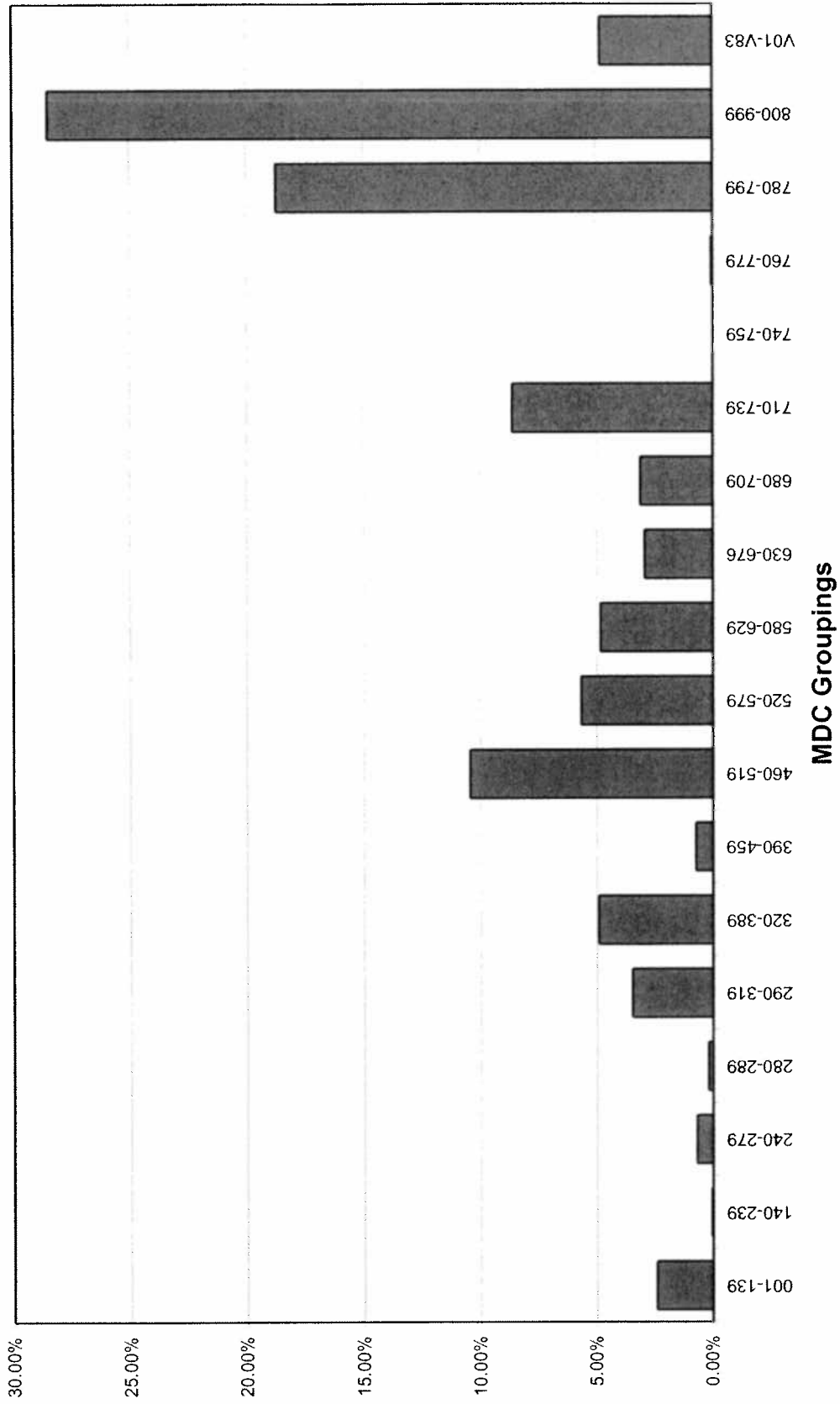
Age Group	Count	Percent
0 - 9	712	11.02%
10 - 19	710	10.99%
20 - 29	1,928	29.85%
30 - 39	1,279	19.80%
40 - 49	953	14.75%
50 - 59	363	5.62%
60 - 69	165	2.55%
70+	350	5.42%
Total	6,460	100.00%

MDC	Count	Percent
001-139	155	2.40%
140-239	3	0.05%
240-279	44	0.68%
280-289	13	0.20%
290-319	223	3.45%
320-389	317	4.91%
390-459	47	0.73%
460-519	675	10.45%
520-579	365	5.65%
580-629	311	4.81%
630-676	188	2.91%
680-709	200	3.10%
710-739	556	8.61%
740-759	0	0.00%
760-779	4	0.06%
780-799	1,209	18.72%
800-999	1,840	28.48%
V01-V83	310	4.80%
Total	6,460	100.00%

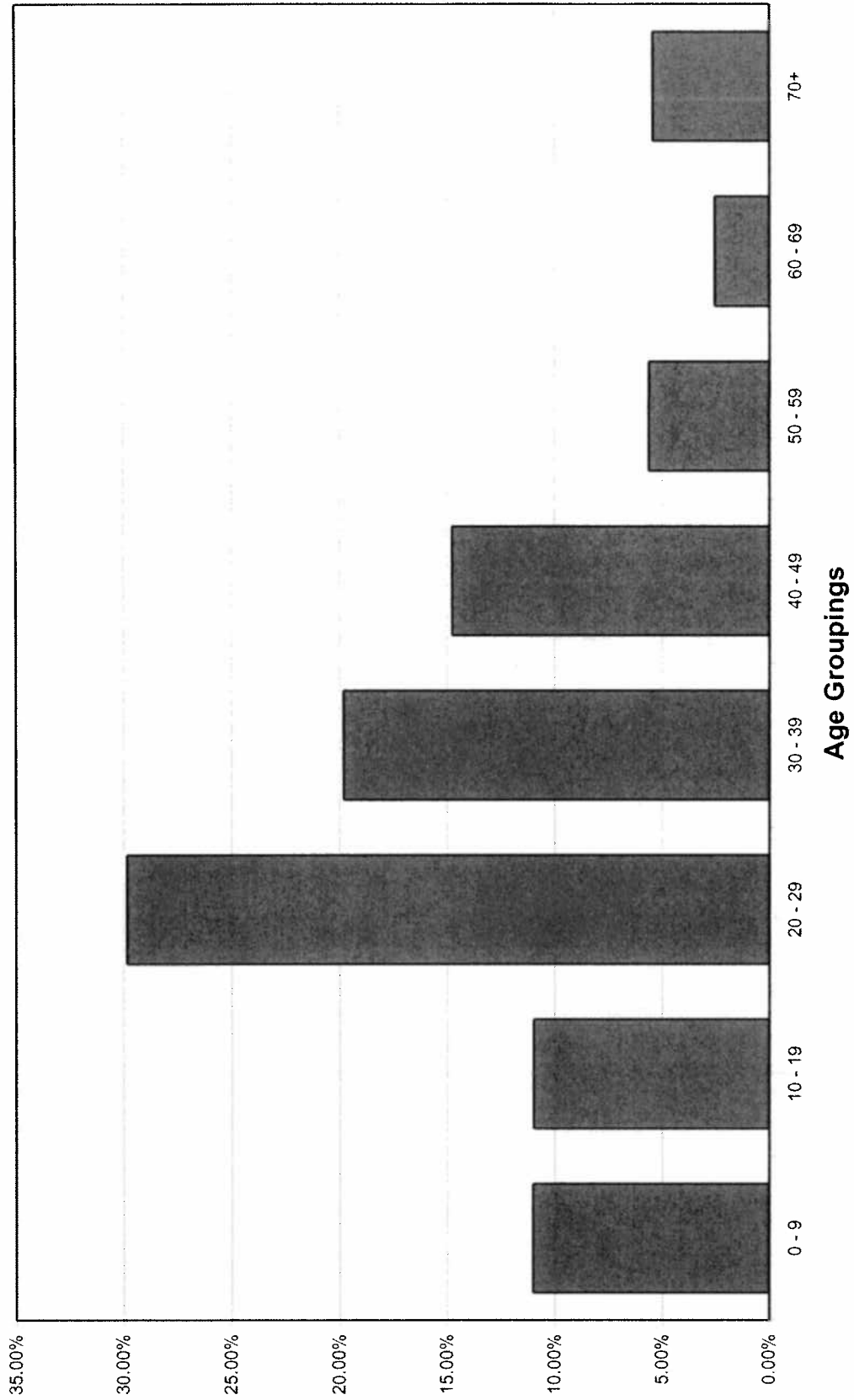
Milwaukee ZIP Code Analysis



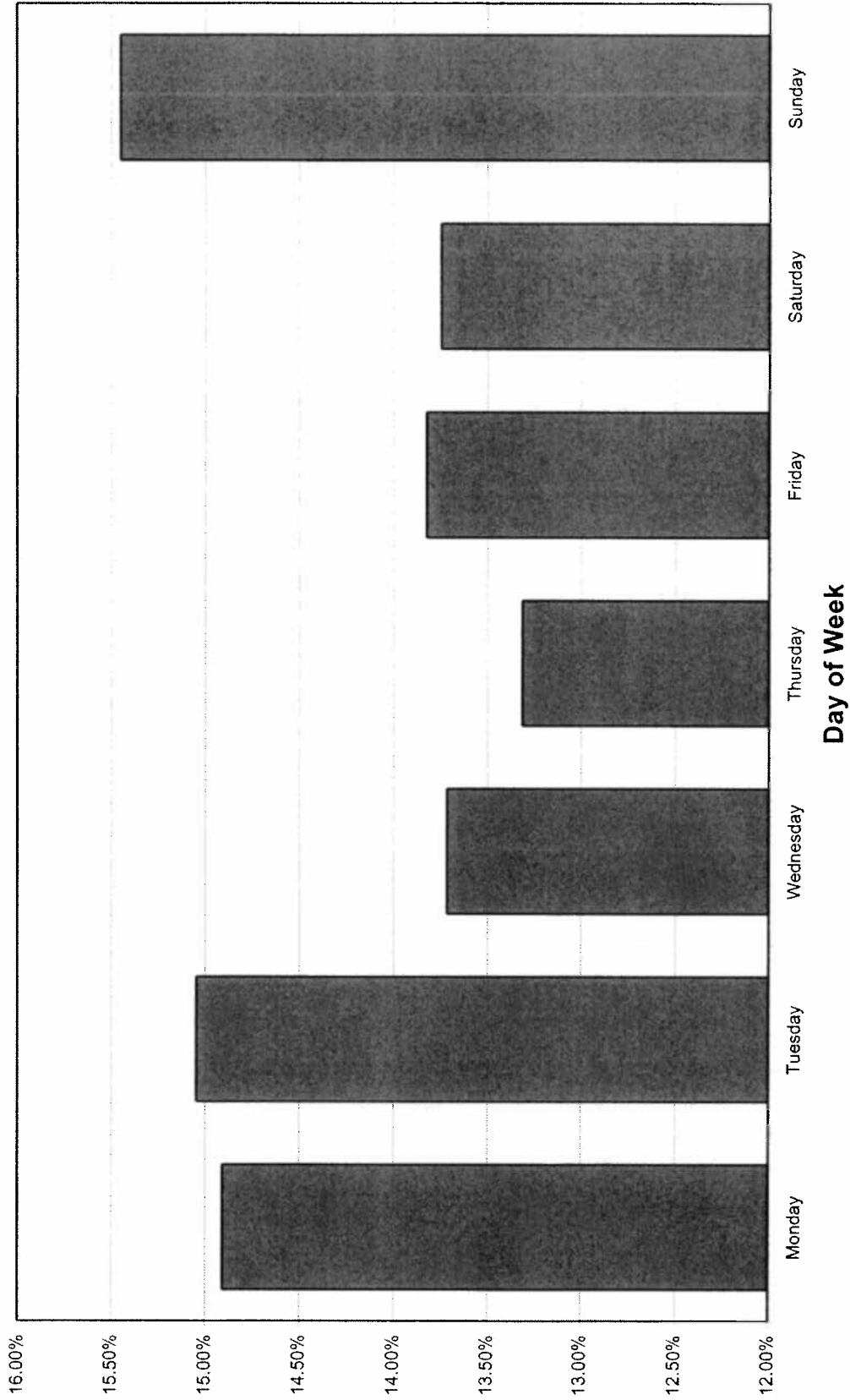
Primary Diagnosis Analysis



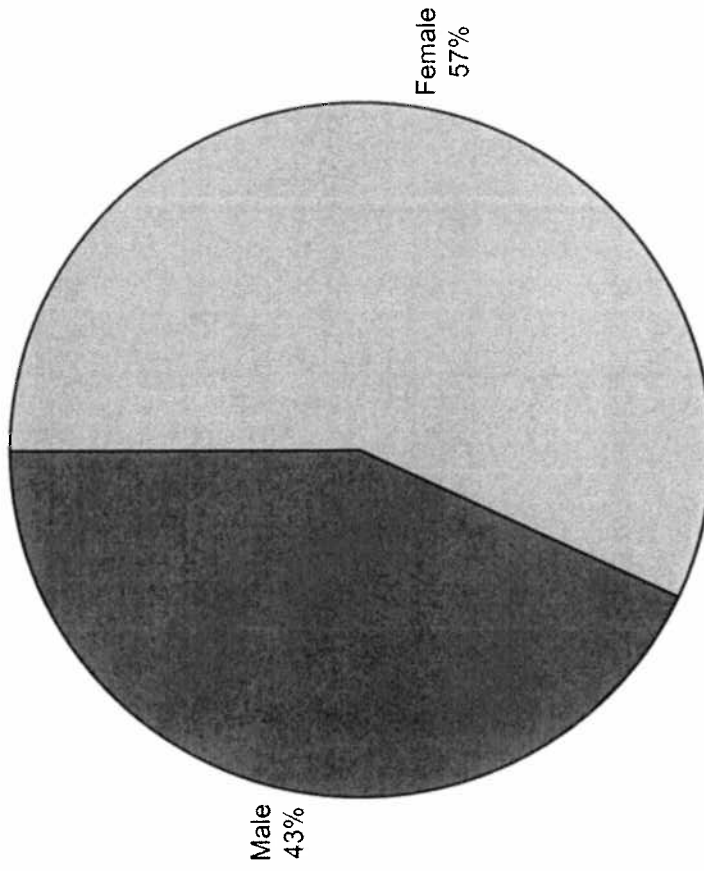
Age Analysis



Activity by Day of the Week



Gender Analysis



Payer Analysis

