

☞ **03hr_JC-Au_Misc_pt08e**



☞ Details: Medical Assistance eligibility determination audit

(FORM UPDATED: 08/11/2010)

WISCONSIN STATE LEGISLATURE ... PUBLIC HEARING - COMMITTEE RECORDS

2003-04

(session year)

Joint

(Assembly, Senate or Joint)

Committee on Audit...

COMMITTEE NOTICES ...

- Committee Reports ... **CR**
- Executive Sessions ... **ES**
- Public Hearings ... **PH**

INFORMATION COLLECTED BY COMMITTEE FOR AND AGAINST PROPOSAL

- Appointments ... **Appt** (w/Record of Comm. Proceedings)
- Clearinghouse Rules ... **CRule** (w/Record of Comm. Proceedings)
- Hearing Records ... bills and resolutions (w/Record of Comm. Proceedings)
(**ab** = Assembly Bill) (**ar** = Assembly Resolution) (**ajr** = Assembly Joint Resolution)
(**sb** = Senate Bill) (**sr** = Senate Resolution) (**sjr** = Senate Joint Resolution)
- Miscellaneous ... **Misc**

* Contents organized for archiving by: Stefanie Rose (LRB) (September 2012)

Matthews, Pam

From: Kucharsg@co.portage.wi.us
Sent: Thursday, April 14, 2005 11:18 AM
To: Matthews, Pam
Subject: Changes to Chapter 49

I just wanted to follow up with you on the comments that I sent to you regarding the changes in the upcoming budget bill. If there is anything else that I can do or if there are any other questions please let me know.

One other thing was brought up regarding the current language of 49.195 (4).

49.195(4)



(4) Any county or governing body of a federally recognized American Indian tribe may retain 15% of benefits distributed under s. 49.19 that are recovered due to the efforts of an employee or officer of the county or tribe. This subsection does not apply to recovery of benefits that were provided as a result of state, county or tribal governing body error.

At the present time Counties are not receiving any compensation for the investigation of any of the W2 programs. I think that this statute address the "possibility" the Counties receive compensation / incentive but if the "may" was replaced with "shall" it would give it more teeth.

Thank you again for all of your help.

Gene Kucharski
715-345-5937
Portage County DHHS

Statement on Program Integrity within Wisconsin's Public Assistance Programs

Public assistance programs are funded by the tax-payers, and as partners in administering these programs, the State and local agencies have a duty to ensure the integrity of eligibility for Food Stamps, Medical Assistance, Child Care, Wisconsin Works, and all of the other public assistance programs. Since the change in the financial and operational structure of the program set forth by the State in the Public Assistance Fraud Plan of 1998, statistics reveal that the plan has never been effective in terms of improving program integrity or benefit overpayment claims establishment. The plan confused job roles and responsibilities which resulted in the lack of participation by county/tribal agencies in the area of error investigation, front end verification and benefit overpayment claims establishment. Unfortunately, the State's Public Assistance Fraud Section (PAFS) took no initiative or action to monitor, rectify or solve any of the problems, of the 1998 fraud plan, regarding lack of agency participation, low benefit overpayment claims establishment, and policy relating to the financial and operational success of the program. As a result, the State's financial ability to administer a program which is solely responsible for program integrity is now in jeopardy

The first step needed to create a successful error reduction, investigative and benefit recovery program (Program Integrity) is to legitimize the process and structure. This can only be done with a strong, ambitious, proactive administration leading and directing dedicated staff to perform program integrity functions (investigation, front end verification and benefit recovery). The dedicated staff must be identified as responsible for the program integrity functions, and then be held accountable, by the administration, for the results. Since funding is derived from the revenue generated by this program, it is imperative that all counties and tribes participate and contribute to the success of the overall program. This may require consortiums for less populated areas, but accountability is absolutely necessary for the success of the program.

The general responsibilities of administrative leadership include:

- Directing, monitoring and scrutinizing the program's effectiveness on an on-going basis.
- Being proactive in communicating the importance of program integrity and the supporting policy and procedure.
- Acting promptly to adjust policy, procedures and laws that are not effective and do not promote program integrity.
- Being accountable for the successful operation of the program integrity program.
- Identifying and holding accountable those responsible for program integrity duties.
- Active in being an expert source of information regarding all areas program integrity.
- Coordinating program integrity activities between the Department of Health and Family Services and the Department of Workforce Development.

The general responsibilities of effective program integrity staff include:

- Receiving and soliciting referrals from agencies.
- conducting investigations concerning front-end verifications and potential errors.
- Maintaining case notes specific to the findings of the investigation.
- Notifying ES agency staff of findings and required actions within appropriate timeframe.
- Responsible for the entry of overpayment claims in CARES.
- Taking necessary action as the evidence requires and the law allows.
- Completing the Fraud Investigation Tracking Screens in CARES.

- Being responsible, accountable and capable of answering questions on the success or lack of success of the program in their particular region or agency.


Most times, an error investigation concerning public assistance requires extrapolating relevant information from data bases available to economic support personnel such as CARES, KIDS, EDS, EBT, etc. Because of the workload, responsibilities, priorities and knowledge of a caseworker, he/she should not be responsible for gathering evidence for a potential error or violation. Therefore, it is a prerequisite of the agency's Program Integrity staff to be proficient and knowledgeable about available information and relevant policy relating to public assistance.

Investigations can be conducted by in-house staff, contracted staff, or staff from the sheriff's department. More than one staff member may be responsible for the program integrity duties, but all should be accountable to the success or failure of the program in that agency or region.

The current error reduction/prevention, investigation and benefit recovery process is not working towards the goals set forth by the Wisconsin Department of Health and Family Services and the Department of Workforce Development. A new structure to ensure integrity in all public assistance programs must be established. The recognition of active dedicated staff responsible for the program integrity functions will improve the administration of public assistance as a whole.



WISCONSIN STATE LEGISLATURE



I have checked with Iowa and Illinois and how their Public Assistance Fraud program works. Both states have state run programs with the counties not having any responsibility for verification over the routine verification of information at application or review.


Iowa's state run program has a total of about 18 investigators, 2 to 3 of which specialize in Child Care Investigations. There are also 5 MA Provider Fraud investigators. The state investigators do both fraud and FEV investigations. Their total budget is about 1.6 million with 50% coming from the general state budget and the other 50% from the DHHS budget. (Some of the DHFS may come from federal funds.) Iowa did use contracted investigative services for a brief period of time but do not use contracted services at this time. They are not responsible for collections and their funding is not related to the collections generated. I spoke with the Director or their "Iowa Department of Inspections and Appeals" Bob Galbraith (e-mail: bob.galbraith@dia.state.ia.us), and the Director of the Investigative program, Jim Smith (e-mail: jim.smith@dia.state.ia.us). Both of these gentlemen were very informative and were willing to provide information related to their program.

Illinois' state run program handles welfare fraud and child care investigations for the state. Welfare fraud investigations may involve client eligibility, medical and prosecution cases. They have 2 main offices; the headquarters are in Springfield and the other office is in Chicago. The Chicago Office handles 3 counties; Cook, DuPage and Lake. All other counties are handled by the Springfield Office which includes 2 satellite offices; in Rockford and East St. Louis. Our funding is 50% federal funds and 50% state funds. The OIG's website located at www.state.il.us/agency/oig may provide you with additional information. The Illinois' bureau is just one part of the OIG. The budget for the program is 21.9 million and their web site claims "savings and claims" totaling 54.1 million. They are responsible for all prevention activities and fraud investigative activities including but not limited to Child Care, MA (both provider and client) and Food Stamp cases. The web site has a lot of information.

I received this information from: Barbara M. Campos, Manager Office of Inspector General
Bureau of Investigations
401 South Clinton - 5th Floor
Chicago, IL 60607
312/793-1873
312/793-6313 Fax
Barbara_Campos@mail.idpa.state.il.us



WISCONSIN STATE LEGISLATURE



Recent history of our activity

A little history of what we were going through.

1/03 - We had a meeting with Sen. Kedzie, Rep Nass and Rep Lothian about various issues regarding the investigation program. DHFS and DWD were at that meeting.

1/03 - DHFS showed interest in talking to us or hearing us out on how the investigation program would be able to aid the state in detecting and correcting errors in Food Stamps and MA.

1/03 - 7/03 - we had various meetings with State Staff, both DWD and DHFS, in regards to the role of an investigations program and the need to strengthen the program to maintain integrity in the public assistance programs.

8/1/03 - DHFS established a Income Maintenance Advisory Committee subcommittee on Public Assistance Fraud Prevention to discuss the current problems with the investigation program, and solutions and the options to reform the program.

8/1/03 - 4/04 - the subcommittee met every month and came up with specific recommendations on how the investigations program could operate. We spend hours drafting a document on why and how we could reform the program organizationally and financially.


Our platfrom has been to ligitimize the program by a separate budget, recognizing the responsibilities and duties of an investigator, and have at least one administrative staff to monitor the proper use of the funds as well as to make sure that everyone is trained in all aspects of an investigation.

June 04 - We found out that DWD was not going to invest any money or resources into the accuracy problems associated with Child Care or W2 eventhough Child Care abuse is running rampant.

We also found out that DHFS may not decide to have a separate program to investigate abuse, but may include extra funds in the general IM allocation as an incentive for the counties (caseworkers) to perform duties associated with program integrity, and mandate the activity by having performance standards.



WISCONSIN STATE LEGISLATURE



IMAC Public Assistance Program Integrity/Fraud Prevention Programs Ad Hoc Subcommittee Recommendations
April 2004

- Pre-Certification (formerly known as Front End Verification) – involves suspected false information provided by a client in a report of change, review or application, which requires an investigation to determine the accuracy of the information given by the client. Timely investigations may result in the prevention of erroneous benefits from being certified or issued (pre-certification). Once benefits are issued based on false information, the investigation is then considered a post-certification issue.
- Post –Certification (formally known as fraud investigation) – involves information that was not reported by the client in the required time-frame, which possibly resulted in erroneous benefits being certified or issued (post certification).

		Assume No Change in Funding Amount or Structure		Assume Increased GPR Funding Available Beginning CY06	
Issue	Current Fraud and Program Integrity Program	Recommendation - change to current program? If yes, explain.	Pros/Cons/comments	Recommendation - change to current program? If yes, explain	Pros/Cons/Comments
Program Priorities	<ol style="list-style-type: none"> 1. Pre-certification investigations 2. Recovery of overpayments 3. Post-certification investigations 	<ol style="list-style-type: none"> 1. Recovery of overpayments 2. Pre-certification investigations 3. Post-certification investigations <ul style="list-style-type: none"> • However post certification investigations are needed to detect overpayments. 	<ul style="list-style-type: none"> • Emphasis is on increased claims/collections to provide Program Revenue to administer programs 	<ol style="list-style-type: none"> 1. Pre-certification investigations 2. Post-certification investigations 3. Recovery of overpayments 	<ul style="list-style-type: none"> • Investigate and document errors • Reduce error rates • Reduce fraud • Recover overpayments & offset GPR expenditures
Allocations/Cost	<ol style="list-style-type: none"> 1. Program Integrity (Pre-certification) – IMAA allocation per agency 2. Fraud (Post-certification) Investigations – Pay-for Performance – budgeted amount per agency 3. Benefit Recovery- is funded as part 	<ol style="list-style-type: none"> 1. Combine Program Integrity, Fraud Investigation, and benefit recovery funds in separate IM Contract Addendum 2. Designate use of funds in local Fraud Plans for Pre-certification and Post-certification investigations and Benefit Recovery 3. Designate specific staff 	<ul style="list-style-type: none"> • Designates separate funding from IMAA for Program Integrity programs • Local flexibility to designate funding for FEV & Fraud programs • Requires monitoring to assure funds used for intended purpose 	Same as 2005	Same as 2005

IMAC Public Assistance Program Integrity/Fraud Prevention Programs Ad Hoc Subcommittee Recommendations
April 2004

	of ES responsibilities in IM contract.	to perform functions – p/t or f/t agency or contract staff.	<ul style="list-style-type: none"> Provides for better monitoring and evaluation Increased detection of errors. Program is uniform in preventing, detecting and correcting errors. 	Same as 2005	Same as 2005
Fraud Plans	Annual requirement to describe local program design, staffing, costs	Identify specific program structure and staff that will be attending required program integrity training.	<ul style="list-style-type: none"> Workload reduction for IM staff – resulting in error reduction and customer service Required training will develop specialized skills of investigation, resources for available information, legal dispositions, claims establishment and methods of benefit recovery. Uniformity will increase prevention, detection and correction of benefit errors which will result in increased revenue for the County to offset expenditures through retention of percentage of overpayment 	Same as 2005 – with added resources to address workload	Same as 2005
Staff Resources	<ol style="list-style-type: none"> Pre-certification investigations – designated p/t or f/t agency staff, or assigned to multiple IM staff as part of position description, or contracted with outside agency Post-certification investigations – designated p/t or f/t staff or multiple IM staff is assigned to research and gather appropriate data and evidence to determine if fraud could be involved. If fraud could be involved, designated agency staff, or locally contracted 	<ol style="list-style-type: none"> Combine FEV & Fraud functions– local agency is to assign agency staff or contract with outside agency to prevent, detect and correct benefit errors Local Agency staff, contracted or in-house, will be required to attend program integrity training. Agencies have the option to develop consortia to maximize available funding, particularly for small agencies to pool resources with other small agencies or with a larger agency - designate an agency's staff to serve multiple agencies or contract for services Apply same concepts (agency staff, contracted staff, or 			

IMAC Public Assistance Program Integrity/Fraud Prevention Programs Ad Hoc Subcommittee Recommendations
April 2004

	<p>with outside agency, or deferred to state contracted agency (IRC) is to review the case.</p> <p>3. Benefit Recovery is expected to be done by ES staff as part of their responsibilities.</p>	<p>consortia) for claims establishment/benefit recovery</p>	<ul style="list-style-type: none"> collections. Requires more state training and monitoring to ensure that local agencies are achieving objectives 		
<p>Reporting</p>	<ol style="list-style-type: none"> 1. Case specific activity data reported via CARES system 2. CARES Post-certification data used to determine investigation reimbursements for expenses via CARS 3. Administrative Program Integrity (Pre-certification) costs claimed directly via CARS fiscal system 	<ol style="list-style-type: none"> 1. Same 2. Under combined allocation, claim all costs for Fraud and Program Integrity directly via CARS 3. CARES activity data continued to be used to identify types of activity and cost effectiveness 	<ul style="list-style-type: none"> Simplifies and streamlines data reporting for all required functions Train local staff to properly report investigation data CARES Specialized staff will increase the likelihood that information is entered correctly 	<p>Same as 2005</p>	<p>Same as 2005</p>
<p>Program Scope</p>	<p>Assure accurate issuance of public assistance benefits by preventing, identifying, and detecting probable client errors or intentional program violations.</p>	<p>Broaden the scope to include, not only pre and post certification investigations of errors in general, but also on Benefit Recovery.</p>	<p>A structure based on trained staff responsible for investigation and benefit recovery will reduce workload of ESS, maximize program integrity and reduce errors</p>	<p>Same as 2005</p>	

**IMAC Public Assistance Program Integrity/Fraud Prevention Programs Ad Hoc Subcommittee Recommendations
April 2004**


Consortia	Option available to local agencies, but not implemented, resulting in little or no program activity in several agencies	Encourage use of consortia to maximize available funding and increase program activity – using local agency or contracted staff	<ul style="list-style-type: none"> Requires emphasis by DHFS and local agencies to promote and support the development of consortia. State staff resource commitment 	Same as 2005 with additional funding for expansion of programs	
Policy	<ol style="list-style-type: none"> IM Manual – Chapter 1, Part E with reference to Chapter 1, Part C defines the current fraud prevention (pre-certification) program. IM Manual – Chapter 2, Part D defines the current Fraud (post-certification) program. IM Manual Chapter 2, Part A and the DES Accounting Manual Chapter 2 defines benefit recovery. 	The IM Manual concerning Chapter 1, Part E, Chapter 1, Part C, Chapter 2 Part D as well as any other sources that support the current policy may need to be changed in part or in full to accommodate the recommended changes and to promote the correct philosophy and structure.		Same as 2005 – continued work on the policy.	
Systems	<ol style="list-style-type: none"> CARES collects program data for reimbursement of administrative costs to local 	Systems do not require to be changed in 2005 due to lack of resources		<ol style="list-style-type: none"> CARES data collection may require enhancements to aid in program monitoring – dependent on revisions to 	

IMAC Public Assistance Program Integrity/Fraud Prevention Programs Ad Hoc Subcommittee Recommendations
April 2004

	<p>agencies, federal reporting, etc.</p> <p>2. Limited monitoring due to insufficient State resources</p>			<p>program administration decisions</p> <p>2. Evaluate cost effectiveness of improvements to CARES ability to calculate overpayments & establish claims</p>	
Funding	<p>1. FS & Medicaid - Program Revenue</p> <p>2. W-2 & Child Care- Block Grant funds</p> <p>3. Local agency 15% retention of FS & Medicaid collections</p>	No Change	No other funding sources available	<p>1. GPR to fund local and state agency admin.</p> <p>2. Program Revenue refunded to State general fund</p> <p>3. Continue 15% local agency retention incentive if program not fully funded by GPR</p>	
<p>1. State Supervision</p> <p>2. Training</p> <p>3. Technical Support</p> <p>4. Monitoring</p>	<p>1. State oversight by p/t staff coordinator – other functions assigned to Sections</p> <p>2. Contracted with CCDET</p> <p>3. Contracted with CCDET</p> <p>4. Regional staff – periodic FS SAOR reviews – no other formal monitoring</p>	<p>1. Consider designating 1 FTE to coordinate State and local program administration to monitor programs efficiency, training, technical support.</p> <p>2. Use of professional organization – WAPAF to train on reporting requirements, related topics, and to share best practices.</p> <p>3. Develop a monitoring plan and increase monitoring efforts with existing resources – regional staff</p>		<p>1. Designate 1 FTE to coordinate State and local program administration</p> <p>2. Added training for locally designated and contracted staff in Pre & Post investigations & Benefit Recovery methods – including IT training</p> <p>3. Added technical support</p> <p>4. Increased resources for monitoring program performance and evaluation</p>	



WISCONSIN STATE LEGISLATURE



**IMAC Public Assistance Program Integrity/Fraud Prevention Ad Hoc Subcommittee
Recommendations – April 2004**

Purpose

- Assess the level of funding and staff resources available for fraud prevention investigations, fraud investigations, and establishing overpayment claims and collections.
- Examine ways to relieve local agency workload, reduce errors, and increase benefit recovery.

Issues

- The organizational structure, staffing, and funding of local fraud prevention and benefit recovery program activities is, in many agencies, not adequate to be effective and efficient.
- The funding methodology of three separate allocations for Program Integrity, Fraud Investigations and Benefit Recovery inhibits local flexibility to meet the overall goals.
- Funding the majority of Program Integrity/Fraud programs primarily with Program Revenue from Food Stamp and Medicaid overpayment collections is inadequate and counterproductive to prevention activities.

Background

- 1998 state policy established separate funding for “Program Integrity” and “Fraud” programs for local agencies.
 - Pre-Certification investigation (a.k.a. Program Integrity or Front-End Verification(FEV)) is funded as an allocation by an addendum to the IM Contract
 - Post-Certification investigation (a.k.a. Fraud) is funded as a budgeted amount, reimbursed under a pay-for-performance process, based on capped fee (up to \$500) per investigation fee per agency
 - Benefit Recovery is funded as part of general IM responsibilities in the IMAA base funding
 - Particular roles and responsibilities for either type of investigation, at local agency discretion, may be assigned to one or more agency staff or contracted with an outside agency.
 - Benefit recovery is generally a part of the IM Worker’s role.
 - Local agencies may also elect to use a State contracted investigation agency for Pre or Post-Certification investigations.
 - Many agencies distribute Pre-Certification investigations (FEV) to all of their IM Workers.
 - Most agencies designate less than 1 FTE to perform Pre and Post-Certification administrative and investigative functions

Local Agency Administrative Structure and Funding

CY2003 Local Agency Fraud Plans	CY2003 Allocations/Budgets	CY2003 Expenses Reported	CY2004 Allocations/Budgets
• 24 – opted for State contractor (IRC) for Post-Certification investigations	• Pre-certification - \$1,114,000	• Pre-certification - \$1,611,367	• Pre-Certification- \$1,064,660
• 19 - contracted Pre and Post-Certification investigations	• Post-certification - \$1,232,000	• Post-certification – \$838,926	• Post-Certification- \$1,275,500
• 17 - contracted for Post-Certification investigations – Pre-certification done “in-house”	• Total - \$2,346,000	• Total - \$2,450,293	• \$2,340,160
• 16 – all investigations done “in-house”	• IRC - \$275,000 budgeted (included in Post-certification)	• IRC - \$23,225 (included in Post-certification expenses)	
		• 11 agencies claimed \$0 for Pre-Certification investigations	
		• 36 agencies claimed \$0 for Post-Certification investigations	
		• 17 IRC agencies claimed \$0 expenses	

Rationale for Change

- Reform of the organizational and financial structure of the program is needed in order to achieve increased and consistent integrity within the Food Stamp, Medical Assistance, W2, Child Care programs.
- Maximization of program integrity efforts will result in identification of trends in errors, increased revenue/retention to offset State/local expenditures, and a reduction in the amount of erroneous benefits being issued.
- Rising caseloads, shrinking budgets, error rate problems, and payment accuracy issues make the current Fraud plan and policy expectations prohibitive and unrealistic because the DHFS Fraud policy requires (via contract under the program integrity portion of the allocation) that the agency (ES staff) be responsible for gathering a large amount of information in making a referral for investigation. By the very nature of the agency's responsibility, in making the investigation referral, the ES staff are performing the majority of the investigative functions when their priority is and should be the delivery and issuance of needed public assistance benefits.
- The responsibilities of the agency, within the Fraud Plan, in making an investigation referral has put a huge strain on the ES Staff, has confused priorities, job roles, duties and responsibilities, and, in part, has caused referrals and detection of errors to be reduced. Because of the required responsibilities, many local agencies have not been able to participate adequately in the program integrity functions, and because funding for the program is financially dependant on overpayment collections, the lack of participation has put the program in financial jeopardy.

Sources of Funding

- Prior to 1998, nearly \$10 million was appropriated for Fraud Prevention Program administration.
 - State and Local Fraud Programs were funded by State GPR, Program Revenue from public assistance collections, Local Revenue, and Federal matching funds
- Since 1998, funding levels have decreased to approximately \$2.3 million. The requirement of local agency mandatory financial participation was eliminated and all GPR fraud funding was reallocated to the W-2 Administrative Appropriation by the legislature. Programs are now funded by:
 - DHFS - Food Stamp and Medicaid Program Revenue with Federal matching funds
 - DWD - TANF and Child Care Block Grant funds- for W-2 and Child Care costs
 - Local Revenue with partial matching funds – for agencies exceeding their contract allocations
 - Cost allocation – DHFS/DWD = 85%/15% - based on the ratio of overpayment claims established for each of the public assistance programs
 - In the past two years, due to insufficient Program Revenue funds, DHFS has used unbudgeted GPR to meet shortfalls in the Food Stamp and Medicaid Fraud Prevention programs.

Other States

- In response to a survey of 7 states:
 - In all other states, 100% of the funding for their Fraud Prevention programs is from State GPR and Federal Match.
 - Program Revenue from benefit recovery is returned to the States' budgets and is not a factor in their administrative budget appropriations for their programs.
 - Designated administrative and investigative staff to perform the functions of the Fraud Prevention programs.
 - Ratio of savings/costs range from approximately \$4 - \$7 saved for every \$1 spent.

Recommendations for CY2005

1. Program Priorities
 - a. Benefit Recovery – emphasis on increased claims/collections to provide Program Revenue to administer programs
 - b. Pre-certification investigations – reduce errors and IM staff workload
 - c. Post-certification investigations – validate overpayments and reduce intentional program violations
2. Combine Program Integrity, Fraud Investigation, and Benefit Recovery administrative funding into a single IM Contract Addendum – eliminating the current separate funding methods
 - a. Ensures that funding is used specifically for the designated functions
 - b. Provides local flexibility to use the total allocation to design and budget their program according to their needs
 - c. Broadens the scope of fraud programs to include benefit recovery as a specialized function.

- d. Requires complete and accurate data reporting and increased monitoring to measure program activity and cost effectiveness
- 2. Require annual Fraud Plans to identify specific Fraud Prevention and Benefit Recovery structure and staffing
 - a. Designate specialized part-time or full-time agency staff or contracted agency/staff to perform Pre and Post-Certification investigations
 - b. Designate specialized part-time or full-time agency or contracted agency/staff to calculate overpayments, establish claims and take actions to recover overissued benefits
 - c. Some agencies may choose to combine the functions in a. and b.
 - d. Promote consortia as an option to maximize available funding, particularly small agencies combining resources with other small agencies or a larger agency – with designated agency or contracted staff serving multiple agencies
- 3. Develop and implement a monitoring plan to adequately measure and document outcomes.
- 4. Evaluate costs of systems enhancements to assist staff in identifying errors, calculate and recover overpayments – through CARES and/or other available software programs in the marketplace
- 5. Review and revise program policies and manuals to meet the needs of the programs
- 6. Provide training for specialized staff in program functions and methods, using state and local staff (WAPAF) for technical assistance, sharing best practices, etc.


Recommendations for CY2006

- 1. Request GPR funding to replace Program Revenue funding to adequately fund and staff State and Local Agency Fraud Prevention program administration
- 2. Revise Priorities:
 - a. Pre-certification investigations – to reduce errors and IM staff workload
 - b. Post-certification investigations – to reduce intention program violations
 - c. Benefit Recovery – to offset GPR expenditures
- 3. If program not fully funded by GPR, continue 15% local agency incentive
- 4. Expand monitoring and evaluation processes to document program effectiveness

4/13/04



WISCONSIN STATE LEGISLATURE



AFDC Collections

COUNTY	1998	1999	2000	2001	2002	TOTAL CLAIMS
Adams(R)	\$0.00	\$0.00	\$0.00	\$0.00	\$0.00	\$0.00
Adams(C)	\$5,642.36	\$3,224.21	\$7,110.37	\$3,327.20	\$3,321.14	\$22,625.28
Adams W2 (R)	\$0.00	\$0.00	\$0.00	\$0.00	\$0.00	\$0.00
Adams W2 (C)	\$0.00	\$0.00	\$0.00	\$0.00	\$0.00	\$0.00
Total	\$5,642.36	\$3,224.21	\$7,110.37	\$3,327.20	\$3,321.14	\$22,625.28
Ashland(R)	\$0.00	\$0.00	\$0.00	\$0.00	\$0.00	\$0.00
Ashland(C)	\$6,274.35	\$5,623.87	\$6,247.77	\$3,216.33	\$3,118.33	\$24,480.65
Ashland W2 (R)	\$0.00	\$0.00	\$0.00	\$0.00	\$0.00	\$0.00
Ashland W2 (C)	\$0.00	\$0.00	\$0.00	\$0.00	\$0.00	\$0.00
Total	\$6,274.35	\$5,623.87	\$6,247.77	\$3,216.33	\$3,118.33	\$24,480.65
Barron(R)	\$0.00	\$0.00	\$0.00	\$0.00	\$0.00	\$0.00
Barron(C)	\$11,982.85	\$11,214.15	\$14,362.88	\$3,896.15	\$3,223.21	\$44,679.24
Barron W2 (R)	\$0.00	\$0.00	\$0.00	\$0.00	\$0.00	\$0.00
Barron W2 (C)	\$625.00	\$986.00	\$1,471.00	\$235.30	\$0.00	\$3,317.30
Total	\$12,607.85	\$12,200.15	\$15,833.88	\$4,131.45	\$3,223.21	\$47,996.54
Bayfield(R)	\$0.00	\$0.00	\$0.00	\$0.00	\$0.00	\$0.00
Bayfield(C)	\$4,395.23	\$4,236.01	\$3,740.20	\$1,128.19	\$2,789.35	\$16,288.98
Bayfield W2 (R)	\$0.00	\$0.00	\$0.00	\$0.00	\$0.00	\$0.00
Bayfield W2 (C)	\$0.00	\$0.00	\$0.00	\$0.00	\$0.00	\$0.00
Total	\$4,395.23	\$4,236.01	\$3,740.20	\$1,128.19	\$2,789.35	\$16,288.98
Brown(R)	\$1,335.00	\$1,156.00	\$0.00	\$0.00	\$0.00	\$2,491.00
Brown(C)	\$101,800.44	\$84,892.07	\$87,309.51	\$45,482.22	\$33,328.19	\$352,812.43
Brown W2 (R)	\$718.00	\$0.00	\$0.00	\$0.00	\$0.00	\$718.00
Brown W2 (C)	\$3,738.00	\$5,609.20	\$4,369.81	\$1,322.32	\$1,338.46	\$16,377.79
Total	\$107,591.44	\$91,657.27	\$91,679.32	\$46,804.54	\$34,666.65	\$372,399.22
Buffalo(R)	\$0.00	\$0.00	\$0.00	\$0.00	\$0.00	\$0.00
Buffalo(C)	\$1,723.41	\$1,738.99	\$1,798.51	\$285.70	\$2,832.77	\$8,379.38
Buffalo W2 (R)	\$0.00	\$0.00	\$0.00	\$0.00	\$0.00	\$0.00
Buffalo W2 (C)	\$0.00	\$0.00	\$0.00	\$0.00	\$0.00	\$0.00
Total	\$1,723.41	\$1,738.99	\$1,798.51	\$285.70	\$2,832.77	\$8,379.38

Burnett(R)	\$67.00	\$0.00	\$0.00	\$0.00	\$0.00	\$0.00	\$0.00	\$0.00	\$0.00	\$0.00	\$0.00	\$67.00
Burnett(C)	\$5,435.01	\$1,694.37	\$4,289.05	\$771.04	\$1,357.20	\$13,546.67						
Burnett W2 (R)	\$0.00	\$0.00	\$0.00	\$0.00	\$0.00	\$0.00						\$0.00
Burnett W2 (C)	\$0.00	\$0.00	\$0.00	\$0.00	\$0.00	\$0.00						\$0.00
Total	\$5,502.01	\$1,694.37	\$4,289.05	\$771.04	\$1,357.20	\$13,613.67						
Calumet(R)	\$67.00	\$0.00	\$0.00	\$0.00	\$0.00	\$67.00						
Calumet(C)	\$6,907.33	\$3,537.44	\$5,804.57	\$2,465.99	\$1,531.07	\$20,246.40						
Calumet W2 (R)	\$0.00	\$0.00	\$0.00	\$0.00	\$0.00	\$0.00						\$0.00
Calumet W2 (C)	\$0.00	\$0.00	\$0.00	\$0.00	\$0.00	\$0.00						\$0.00
Total	\$6,974.33	\$3,537.44	\$5,804.57	\$2,465.99	\$1,531.07	\$20,313.40						
Chippewa(R)	\$383.00	\$792.00	\$0.00	\$0.00	\$0.00	\$1,175.00						
Chippewa(C)	\$23,061.77	\$21,907.05	\$25,505.25	\$18,083.14	\$8,318.49	\$96,875.70						
Chippewa W2 (R)	\$0.00	\$0.00	\$0.00	\$0.00	\$0.00	\$0.00						\$0.00
Chippewa W2 (C)	\$0.00	\$0.00	\$0.00	\$0.00	\$0.00	\$0.00						\$0.00
Total	\$23,444.77	\$22,699.05	\$25,505.25	\$18,083.14	\$8,318.49	\$98,050.70						
Clark(F)	\$0.00	\$0.00	\$0.00	\$0.00	\$0.00	\$0.00						\$0.00
Clark(C)	\$13,096.37	\$9,051.05	\$12,014.49	\$6,059.14	\$5,541.18	\$45,762.23						
Clark W2 (F)	\$0.00	\$0.00	\$0.00	\$0.00	\$0.00	\$0.00						\$0.00
Clark W2 (C)	\$0.00	\$0.00	\$0.00	\$0.00	\$0.00	\$0.00						\$0.00
Total	\$13,096.37	\$9,051.05	\$12,014.49	\$6,059.14	\$5,541.18	\$45,762.23						
Columbia(R)	\$186.00	\$0.00	\$0.00	\$0.00	\$0.00	\$186.00						
Columbia(C)	\$12,430.74	\$8,785.62	\$8,718.47	\$2,386.51	\$1,559.66	\$33,881.00						
Columbia W2 (R)	\$0.00	\$0.00	\$0.00	\$0.00	\$0.00	\$0.00						\$0.00
Columbia W2 (C)	\$0.00	\$0.00	\$0.00	\$0.00	\$0.00	\$0.00						\$0.00
Total	\$12,616.74	\$8,785.62	\$8,718.47	\$2,386.51	\$1,559.66	\$34,067.00						
Crawford(R)	\$0.00	\$0.00	\$0.00	\$0.00	\$0.00	\$0.00						\$0.00
Crawford(C)	\$7,584.36	\$3,631.65	\$3,975.00	\$992.70	\$1,685.38	\$17,869.09						
Crawford W2 (R)	\$0.00	\$0.00	\$0.00	\$0.00	\$0.00	\$0.00						\$0.00
Crawford W2 (C)	\$0.00	\$0.00	\$0.00	\$0.00	\$0.00	\$0.00						\$0.00
Total	\$7,584.36	\$3,631.65	\$3,975.00	\$992.70	\$1,685.38	\$17,869.09						
Dane(R)	\$13,190.00	\$10,521.00	\$0.00	\$67.00	\$0.00	\$23,778.00						
Dane(C)	\$204,080.05	\$204,960.75	\$193,424.84	\$114,595.29	\$102,625.16	\$819,686.09						
Dane W2 (R)	\$0.00	\$0.00	\$0.00	\$0.00	\$0.00	\$0.00						\$0.00
Dane W2 (C)	\$490.00	\$4,359.00	\$2,678.00	\$333.00	\$0.00	\$7,860.00						
Total	\$217,760.05	\$219,840.75	\$196,102.84	\$114,995.29	\$102,625.16	\$851,324.09						

Dodge(R)	\$1,288.00	\$344.00	\$0.00	\$0.00	\$0.00	\$0.00	\$0.00	\$1,632.00
Dodge(C)	\$8,579.35	\$7,036.96	\$8,243.38	\$3,697.34	\$879.46	\$28,436.49	\$0.00	\$28,436.49
Dodge W2 (R)	\$0.00	\$0.00	\$0.00	\$0.00	\$0.00	\$0.00	\$0.00	\$0.00
Dodge W2 (C)	\$0.00	\$0.00	\$1,022.00	\$0.00	\$0.00	\$1,022.00	\$0.00	\$1,022.00
Total	\$9,867.35	\$7,380.96	\$9,265.38	\$3,697.34	\$879.46	\$31,090.49	\$0.00	\$31,090.49
Door(R)	\$248.00	\$0.00	\$0.00	\$0.00	\$0.00	\$248.00	\$0.00	\$248.00
Door(C)	\$5,859.19	\$2,906.85	\$4,206.27	\$2,271.89	\$2,041.22	\$17,285.42	\$0.00	\$17,285.42
Door W2 (R)	\$0.00	\$0.00	\$0.00	\$0.00	\$0.00	\$0.00	\$0.00	\$0.00
Door W2 (C)	\$0.00	\$66.00	\$360.00	\$0.00	\$0.00	\$426.00	\$0.00	\$426.00
Total	\$6,107.19	\$2,972.85	\$4,566.27	\$2,271.89	\$2,041.22	\$17,959.42	\$0.00	\$17,959.42
Douglas(R)	\$1,156.00	\$739.00	\$0.00	\$0.00	\$0.00	\$1,895.00	\$0.00	\$1,895.00
Douglas(C)	\$16,964.74	\$14,839.29	\$17,684.28	\$11,775.92	\$7,690.02	\$68,954.25	\$0.00	\$68,954.25
Douglas W2 (R)	\$0.00	\$0.00	\$0.00	\$0.00	\$0.00	\$0.00	\$0.00	\$0.00
Douglas W2 (C)	\$0.00	\$740.00	\$0.00	\$0.00	\$59.00	\$799.00	\$0.00	\$799.00
Total	\$18,120.74	\$16,318.29	\$17,684.28	\$11,775.92	\$7,749.02	\$71,648.25	\$0.00	\$71,648.25
Dunn(R)	\$256.00	\$186.00	\$0.00	\$0.00	\$0.00	\$442.00	\$0.00	\$442.00
Dunn(C)	\$18,779.52	\$19,850.70	\$31,047.03	\$18,166.64	\$8,827.00	\$96,670.89	\$0.00	\$96,670.89
Dunn W2 (R)	\$2.00	\$67.00	\$0.00	\$0.00	\$0.00	\$69.00	\$0.00	\$69.00
Dunn W2 (C)	\$25.00	\$703.00	\$387.20	\$760.80	\$0.00	\$1,876.00	\$0.00	\$1,876.00
Total	\$19,062.52	\$20,806.70	\$31,434.23	\$18,927.44	\$8,827.00	\$99,057.89	\$0.00	\$99,057.89
EauClaire(R)	\$835.00	\$687.00	\$0.00	\$0.00	\$0.00	\$1,522.00	\$0.00	\$1,522.00
EauClaire(C)	\$57,758.56	\$24,907.82	\$32,855.98	\$12,482.71	\$7,754.72	\$135,759.79	\$0.00	\$135,759.79
EauClaire W2 (R)	\$0.00	\$0.00	\$0.00	\$0.00	\$0.00	\$0.00	\$0.00	\$0.00
EauClaire W2 (C)	\$24.05	\$0.00	\$221.09	\$24.86	\$0.00	\$270.00	\$0.00	\$270.00
Total	\$58,617.61	\$25,594.82	\$33,077.07	\$12,507.57	\$7,754.72	\$137,551.79	\$0.00	\$137,551.79
Florence(R)	\$0.00	\$0.00	\$0.00	\$0.00	\$0.00	\$0.00	\$0.00	\$0.00
Florence(C)	\$3,336.26	\$1,807.44	\$2,227.20	\$1,321.16	\$227.30	\$8,919.36	\$0.00	\$8,919.36
Florence W2 (R)	\$0.00	\$0.00	\$0.00	\$0.00	\$0.00	\$0.00	\$0.00	\$0.00
Florence W2 (C)	\$0.00	\$0.00	\$0.00	\$0.00	\$0.00	\$0.00	\$0.00	\$0.00
Total	\$3,336.26	\$1,807.44	\$2,227.20	\$1,321.16	\$227.30	\$8,919.36	\$0.00	\$8,919.36
Fnd du Lc(R)	\$337.00	\$449.00	\$0.00	\$0.00	\$0.00	\$786.00	\$0.00	\$786.00
Fnd du Lc(C)	\$37,379.19	\$32,536.03	\$32,041.99	\$15,641.32	\$15,005.67	\$132,604.20	\$0.00	\$132,604.20
Fnd du Lc W2 (R)	\$0.00	\$0.00	\$0.00	\$0.00	\$0.00	\$0.00	\$0.00	\$0.00
Fnd du Lc W2 (C)	\$148.00	\$0.00	\$1,212.00	\$0.00	\$0.00	\$1,360.00	\$0.00	\$1,360.00
Total	\$37,864.19	\$32,985.03	\$33,253.99	\$15,641.32	\$15,005.67	\$134,750.20	\$0.00	\$134,750.20

Forest(R)	\$0.00	\$0.00	\$0.00	\$0.00	\$0.00	\$0.00	\$0.00	\$0.00	\$0.00
Forest(C)	\$4,597.28	\$3,382.66	\$5,928.63	\$2,790.56	\$3,189.95	\$19,889.08			
Forest W2 (R)	\$0.00	\$0.00	\$0.00	\$0.00	\$0.00	\$0.00			
Forest W2 (C)	\$0.00	\$0.00	\$0.00	\$0.00	\$0.00	\$0.00			
Total	\$4,597.28	\$3,382.66	\$5,928.63	\$2,790.56	\$3,189.95	\$19,889.08			
Grant(R)	\$0.00	\$0.00	\$0.00	\$0.00	\$0.00	\$0.00			
Grant(C)	\$4,991.41	\$2,710.79	\$3,132.12	\$1,474.71	\$642.54	\$12,951.57			
Grant W2 (R)	\$0.00	\$0.00	\$0.00	\$0.00	\$0.00	\$0.00			
Grant W2 (C)	\$0.00	\$0.00	\$0.00	\$0.00	\$0.00	\$0.00			
Total	\$4,991.41	\$2,710.79	\$3,132.12	\$1,474.71	\$642.54	\$12,951.57			
Green(R)	\$47.00	\$0.00	\$0.00	\$0.00	\$0.00	\$47.00			
Green(C)	\$5,942.14	\$3,678.17	\$6,430.48	\$2,529.11	\$1,506.72	\$20,086.62			
Green W2 (R)	\$0.00	\$0.00	\$0.00	\$0.00	\$0.00	\$0.00			
Green W2 (C)	\$0.00	\$0.00	\$0.00	\$0.00	\$0.00	\$0.00			
Total	\$5,989.14	\$3,678.17	\$6,430.48	\$2,529.11	\$1,506.72	\$20,133.62			
Green Lk(R)	\$0.00	\$0.00	\$0.00	\$0.00	\$0.00	\$0.00			
Green Lk(C)	\$4,663.39	\$2,092.28	\$2,554.96	\$1,139.96	\$2,216.90	\$12,667.49			
Green Lk W2 (R)	\$0.00	\$0.00	\$0.00	\$0.00	\$0.00	\$0.00			
Green Lk W2 (C)	\$0.00	\$0.00	\$0.00	\$0.00	\$0.00	\$0.00			
Total	\$4,663.39	\$2,092.28	\$2,554.96	\$1,139.96	\$2,216.90	\$12,667.49			
Iowa(R)	\$0.00	\$0.00	\$0.00	\$0.00	\$0.00	\$0.00			
Iowa(C)	\$9,112.28	\$2,653.59	\$2,777.24	\$1,372.56	\$565.76	\$16,481.43			
Iowa W2 (R)	\$0.00	\$0.00	\$0.00	\$0.00	\$0.00	\$0.00			
Iowa W2 (C)	\$225.00	\$201.00	\$0.00	\$0.00	\$0.00	\$426.00			
Total	\$9,337.28	\$2,854.59	\$2,777.24	\$1,372.56	\$565.76	\$16,907.43			
Iron(R)	\$0.00	\$0.00	\$0.00	\$0.00	\$0.00	\$0.00			
Iron(C)	\$1,619.52	\$889.14	\$2,198.42	\$1,577.32	\$1,675.96	\$7,960.36			
Iron W2 (R)	\$0.00	\$0.00	\$0.00	\$0.00	\$0.00	\$0.00			
Iron W2 (C)	\$0.00	\$0.00	\$0.00	\$0.00	\$0.00	\$0.00			
Total	\$1,619.52	\$889.14	\$2,198.42	\$1,577.32	\$1,675.96	\$7,960.36			
Jackson(R)	\$439.00	\$186.00	\$0.00	\$0.00	\$0.00	\$625.00			
Jackson(C)	\$5,772.48	\$4,326.51	\$4,610.91	\$564.28	\$595.20	\$15,869.38			
Jackson W2 (R)	\$0.00	\$0.00	\$0.00	\$0.00	\$0.00	\$0.00			
Jackson W2 (C)	\$0.00	\$0.00	\$0.00	\$0.00	\$74.00	\$74.00			
Total	\$6,211.48	\$4,512.51	\$4,610.91	\$564.28	\$669.20	\$16,568.38			

Jefferson(R)	\$129.00	\$0.00	\$0.00	\$0.00	\$0.00	\$0.00	\$0.00	\$129.00
Jefferson(C)	\$9,356.11	\$10,002.23	\$14,081.05	\$7,846.86	\$2,047.02	\$43,333.27		
Jefferson W2 (R)	\$0.00	\$0.00	\$0.00	\$0.00	\$0.00	\$0.00		
Jefferson W2 (C)	\$0.00	\$0.00	\$0.00	\$0.00	\$0.00	\$0.00		
Total	\$9,485.11	\$10,002.23	\$14,081.05	\$7,846.86	\$2,047.02	\$43,462.27		
Juneau(R)	\$574.00	\$0.00	\$0.00	\$0.00	\$0.00	\$574.00		
Juneau(C)	\$4,602.31	\$6,963.91	\$5,669.12	\$2,642.09	\$1,647.64	\$21,525.07		
Juneau W2 (R)	\$0.00	\$0.00	\$0.00	\$0.00	\$0.00	\$0.00		
Juneau W2 (C)	\$0.00	\$0.00	\$0.00	\$0.00	\$0.00	\$0.00		
Total	\$5,176.31	\$6,963.91	\$5,669.12	\$2,642.09	\$1,647.64	\$22,099.07		
Kenosha(R)	\$4,811.00	\$1,801.00	\$174.00	\$134.00	\$0.00	\$6,920.00		
Kenosha(C)	\$83,285.79	\$78,623.50	\$81,384.29	\$33,676.69	\$30,647.00	\$307,617.27		
Kenosha W2 (R)	\$559.00	\$0.00	\$0.00	\$0.00	\$0.00	\$559.00		
Kenosha W2 (C)	\$224.00	\$923.00	\$0.00	\$0.00	\$0.00	\$1,147.00		
Total	\$88,879.79	\$81,347.50	\$81,558.29	\$33,810.69	\$30,647.00	\$316,243.27		
Kwaunee(R)	\$0.00	\$0.00	\$0.00	\$0.00	\$0.00	\$0.00		
Kwaunee(C)	\$3,505.94	\$1,452.31	\$1,650.56	\$530.30	\$218.00	\$7,357.11		
Kwaunee W2 (R)	\$0.00	\$0.00	\$0.00	\$0.00	\$0.00	\$0.00		
Kwaunee W2 (C)	\$0.00	\$0.00	\$0.00	\$0.00	\$0.00	\$0.00		
Total	\$3,505.94	\$1,452.31	\$1,650.56	\$530.30	\$218.00	\$7,357.11		
LaCrosse(R)	\$764.00	\$454.00	\$0.00	\$0.00	\$0.00	\$1,218.00		
LaCrosse(C)	\$42,136.25	\$47,313.42	\$63,914.97	\$26,779.83	\$23,093.70	\$203,238.17		
LaCrosse W2 (R)	\$0.00	\$0.00	\$0.00	\$0.00	\$0.00	\$0.00		
LaCrosse W2 (C)	\$531.00	\$459.00	\$338.00	\$99.00	\$0.00	\$1,427.00		
Total	\$43,431.25	\$48,226.42	\$64,252.97	\$26,878.83	\$23,093.70	\$205,883.17		
Lafayette(R)	\$0.00	\$134.00	\$0.00	\$0.00	\$0.00	\$134.00		
Lafayette(C)	\$2,745.79	\$2,073.46	\$791.43	\$679.45	\$773.50	\$7,063.63		
Lafayette W2 (R)	\$0.00	\$0.00	\$0.00	\$0.00	\$0.00	\$0.00		
Lafayette W2 (C)	\$0.00	\$0.00	\$0.00	\$0.00	\$0.00	\$0.00		
Total	\$2,745.79	\$2,207.46	\$791.43	\$679.45	\$773.50	\$7,197.63		
Langlade(R)	\$501.00	\$0.00	\$0.00	\$0.00	\$0.00	\$501.00		
Langlade(C)	\$11,183.26	\$10,005.81	\$12,951.82	\$4,353.58	\$2,969.06	\$41,463.53		
Langlade W2 (R)	\$0.00	\$0.00	\$0.00	\$0.00	\$0.00	\$0.00		
Langlade W2 (C)	\$500.00	\$923.00	\$0.00	\$0.00	\$0.00	\$1,423.00		
Total	\$12,184.26	\$10,928.81	\$12,951.82	\$4,353.58	\$2,969.06	\$43,387.53		

Lincoln(R)	\$0.00	\$0.00	\$0.00	\$0.00	\$0.00	\$0.00	\$0.00	\$0.00	\$0.00
Lincoln(C)	\$18,771.47	\$15,149.95	\$14,938.45	\$6,510.74	\$6,515.78	\$61,886.39			
Lincoln W2 (R)	\$0.00	\$0.00	\$0.00	\$0.00	\$0.00	\$0.00			
Lincoln W2 (C)	\$0.00	\$0.00	\$0.00	\$0.00	\$0.00	\$0.00			
Total	\$18,771.47	\$15,149.95	\$14,938.45	\$6,510.74	\$6,515.78	\$61,886.39			
Manitwoc(R)	\$84.00	\$10.00	\$0.00	\$0.00	\$0.00	\$94.00			
Manitwoc(C)	\$19,991.18	\$13,188.24	\$17,688.75	\$10,213.09	\$6,770.55	\$67,851.81			
Manitwoc W2 (R)	\$0.00	\$0.00	\$0.00	\$0.00	\$0.00	\$0.00			
Manitwoc W2 (C)	\$0.00	\$0.00	\$0.00	\$0.00	\$0.00	\$0.00			
Total	\$20,075.18	\$13,198.24	\$17,688.75	\$10,213.09	\$6,770.55	\$67,945.81			
Marathon(R)	\$1,106.00	\$1,015.00	\$0.00	\$0.00	\$0.00	\$2,121.00			
Marathon(C)	\$42,568.04	\$39,235.28	\$38,297.99	\$25,979.22	\$23,203.18	\$169,283.71			
Marathon W2 (R)	\$0.00	\$0.00	\$0.00	\$0.00	\$0.00	\$0.00			
Marathon W2 (C)	\$517.00	\$793.00	\$239.00	\$0.00	\$0.00	\$1,549.00			
Total	\$44,191.04	\$41,043.28	\$38,536.99	\$25,979.22	\$23,203.18	\$172,953.71			
Marinet(R)	\$67.00	\$0.00	\$0.00	\$0.00	\$0.00	\$67.00			
Marinet(C)	\$11,895.38	\$11,313.96	\$23,117.09	\$17,815.44	\$8,929.74	\$73,071.61			
Marinet W2 (R)	\$0.00	\$0.00	\$0.00	\$0.00	\$0.00	\$0.00			
Marinet W2 (C)	\$716.00	\$2,938.85	\$2,857.35	\$1,897.08	\$1,539.79	\$9,949.07			
Total	\$12,678.38	\$14,252.81	\$25,974.44	\$19,712.52	\$10,469.53	\$83,087.68			
Marquet(R)	\$0.00	\$0.00	\$0.00	\$0.00	\$0.00	\$0.00			
Marquet(C)	\$4,348.14	\$3,615.07	\$2,284.88	\$2,751.30	\$876.82	\$13,876.21			
Marquet W2 (R)	\$0.00	\$0.00	\$0.00	\$0.00	\$0.00	\$0.00			
Marquet W2 (C)	\$0.00	\$579.00	\$0.00	\$0.00	\$0.00	\$579.00			
Total	\$4,348.14	\$4,194.07	\$2,284.88	\$2,751.30	\$876.82	\$14,455.21			
Menneee(R)	\$1,351.00	\$0.00	\$0.00	\$0.00	\$0.00	\$1,351.00			
Menneee(C)	\$4,611.78	\$6,218.19	\$8,088.18	\$2,223.62	\$1,986.06	\$23,127.83			
Menneee W2 (R)	\$0.00	\$0.00	\$0.00	\$0.00	\$0.00	\$0.00			
Menneee W2 (C)	\$0.00	\$0.00	\$0.00	\$0.00	\$0.00	\$0.00			
Total	\$5,962.78	\$6,218.19	\$8,088.18	\$2,223.62	\$1,986.06	\$24,478.83			

Milwkee(R)	\$308,138.00	\$136,052.00	\$449.00	\$1,838.00	\$1,858.00	\$448,335.00
Milwkee(C)	\$1,645,168.94	\$1,786,287.76	\$2,016,751.69	\$1,587,152.78	\$1,192,220.91	\$8,227,582.08
Milw Reg 1 (R)	\$821.00	\$67.00	\$0.00	\$0.00	\$0.00	\$888.00
Milw Reg 1 (C)	\$0.00	\$890.00	\$863.95	\$1,464.05	\$642.00	\$3,860.00
Milw Reg 2 (R)	\$1,669.00	\$799.00	\$0.00	\$0.00	\$0.00	\$2,468.00
Milw Reg 2 (C)	\$25.00	\$1,764.62	\$994.38	\$0.00	\$310.55	\$3,094.55
Milw Reg 3 (R)	\$4,529.00	\$751.00	\$0.00	\$0.00	\$0.00	\$5,280.00
Milw Reg 3 (C)	\$150.00	\$3,590.00	\$5,659.00	\$2,509.00	\$2,222.88	\$14,130.88
Milw Reg 4 (R)	\$4,022.00	\$1,982.00	\$0.00	\$0.00	\$0.00	\$6,004.00
Milw Reg 4 (C)	\$157.00	\$649.00	\$1,605.00	\$509.00	\$557.00	\$3,477.00
Milw Reg 5 (R)	\$4,173.00	\$1,436.00	\$0.00	\$0.00	\$0.00	\$5,609.00
Milw Reg 5 (C)	\$0.00	\$1,575.00	\$3,130.00	\$131.00	\$723.00	\$5,559.00
Milw Reg 6 (R)	\$2,773.00	\$1,110.00	\$0.00	\$0.00	\$0.00	\$3,883.00
Milw Reg 6 (C)	\$3,820.00	\$1,890.00	\$1,390.00	\$2,989.30	\$470.70	\$10,560.00
Total	\$10,766.00	\$6,011.00	\$4,520.00	\$3,120.30	\$1,193.70	\$25,611.00
Monroe(R)	\$184.00	\$0.00	\$0.00	\$50.00	\$0.00	\$234.00
Monroe(C)	\$14,817.82	\$13,322.47	\$17,525.33	\$14,658.48	\$10,375.31	\$70,699.41
Monroe W2 (R)	\$0.00	\$0.00	\$0.00	\$0.00	\$0.00	\$0.00
Monroe W2 (C)	\$0.00	\$719.23	\$376.00	\$0.00	\$399.00	\$1,494.23
Total	\$15,001.82	\$14,041.70	\$17,901.33	\$14,708.48	\$10,774.31	\$72,427.64
Oconto(R)	\$0.00	\$0.00	\$0.00	\$0.00	\$0.00	\$0.00
Oconto(C)	\$6,626.85	\$6,386.09	\$6,641.62	\$4,305.36	\$1,568.58	\$25,528.50
Oconto W2 (R)	\$0.00	\$0.00	\$0.00	\$0.00	\$0.00	\$0.00
Oconto W2 (C)	\$0.00	\$0.00	\$0.00	\$0.00	\$0.00	\$0.00
Total	\$6,626.85	\$6,386.09	\$6,641.62	\$4,305.36	\$1,568.58	\$25,528.50
Oneida(R)	\$1,286.00	\$124.00	\$0.00	\$0.00	\$0.00	\$1,410.00
Oneida(C)	\$22,672.58	\$17,542.46	\$15,919.45	\$6,707.98	\$8,872.85	\$71,715.32
Oneida W2 (R)	\$0.00	\$0.00	\$0.00	\$0.00	\$0.00	\$0.00
Oneida W2 (C)	\$50.00	\$326.00	\$0.00	\$0.00	\$0.00	\$376.00
Total	\$24,008.58	\$17,992.46	\$15,919.45	\$6,707.98	\$8,872.85	\$73,501.32
Outagmie(R)	\$0.00	\$815.00	\$1,465.00	\$0.00	\$0.00	\$2,280.00
Outagmie(C)	\$41,558.47	\$29,809.29	\$31,945.34	\$17,516.91	\$18,170.65	\$139,000.66
Outagmie W2 (R)	\$0.00	\$0.00	\$0.00	\$0.00	\$0.00	\$0.00
Outagmie W2 (C)	\$0.00	\$0.00	\$0.00	\$0.00	\$0.00	\$0.00
Total	\$41,558.47	\$30,624.29	\$33,410.34	\$17,516.91	\$18,170.65	\$141,280.66

Richland(R)	\$0.00	\$0.00	\$0.00	\$0.00	\$0.00	\$0.00	\$0.00	\$0.00	\$0.00
Richland(C)	\$12,963.91	\$19,745.86	\$8,320.90	\$7,017.22	\$1,137.60	\$49,185.49			
Richland W2 (R)	\$0.00	\$0.00	\$0.00	\$0.00	\$0.00	\$0.00			
Richland W2 (C)	\$0.00	\$0.00	\$0.00	\$0.00	\$0.00	\$0.00			
Total	\$12,963.91	\$19,745.86	\$8,320.90	\$7,017.22	\$1,137.60	\$49,185.49			
Rock(R)	\$2,925.00	\$2,968.00	\$0.00	\$0.00	\$0.00	\$5,893.00			
Rock(C)	\$112,841.41	\$80,419.89	\$89,113.67	\$44,977.16	\$36,275.51	\$363,627.64			
Rock W2 (R)	\$27.00	\$0.00	\$0.00	\$0.00	\$0.00	\$27.00			
Rock W2 (C)	\$848.00	\$1,571.31	\$1,463.00	\$567.88	\$0.00	\$4,450.19			
Total	\$116,641.41	\$84,959.20	\$90,576.67	\$45,545.04	\$36,275.51	\$373,997.83			
Rusk(R)	\$0.00	\$0.00	\$0.00	\$0.00	\$0.00	\$0.00			
Rusk(C)	\$10,736.44	\$13,272.49	\$6,689.91	\$4,874.67	\$1,867.64	\$37,441.15			
Rusk W2 (R)	\$0.00	\$0.00	\$0.00	\$0.00	\$0.00	\$0.00			
Rusk W2 (C)	\$0.00	\$0.00	\$0.00	\$0.00	\$0.00	\$0.00			
Total	\$10,736.44	\$13,272.49	\$6,689.91	\$4,874.67	\$1,867.64	\$37,441.15			
St. Croix(R)	\$67.00	\$0.00	\$0.00	\$0.00	\$0.00	\$67.00			
St. Croix(C)	\$24,359.05	\$12,322.36	\$15,354.63	\$9,234.74	\$4,878.17	\$66,148.95			
St. Croix W2 (R)	\$0.00	\$0.00	\$0.00	\$0.00	\$0.00	\$0.00			
St. Croix W2 (C)	\$0.00	\$0.00	\$0.00	\$0.00	\$0.00	\$0.00			
Total	\$24,426.05	\$12,322.36	\$15,354.63	\$9,234.74	\$4,878.17	\$66,215.95			
Sauk(R)	\$52.00	\$0.00	\$0.00	\$0.00	\$0.00	\$52.00			
Sauk(C)	\$18,517.80	\$11,643.98	\$14,982.10	\$11,244.15	\$6,942.40	\$63,330.43			
Sauk W2 (R)	\$0.00	\$0.00	\$0.00	\$0.00	\$0.00	\$0.00			
Sauk W2 (C)	\$0.00	\$242.00	\$793.92	\$519.34	\$520.88	\$2,076.14			
Total	\$18,569.80	\$11,885.98	\$15,776.02	\$11,763.49	\$7,463.28	\$65,458.57			
Sawyer(R)	\$61.00	\$263.00	\$0.00	\$0.00	\$0.00	\$324.00			
Sawyer(C)	\$13,963.02	\$15,410.14	\$16,492.29	\$8,076.90	\$4,289.94	\$58,232.29			
Sawyer W2 (R)	\$0.00	\$0.00	\$0.00	\$0.00	\$0.00	\$0.00			
Sawyer W2 (C)	\$0.00	\$698.52	\$1,059.81	\$818.34	\$1,132.00	\$3,708.67			
Total	\$14,024.02	\$16,371.66	\$17,552.10	\$8,895.24	\$5,421.94	\$62,264.96			
Shawano(R)	\$134.00	\$214.00	\$0.00	\$0.00	\$0.00	\$348.00			
Shawano(C)	\$24,737.96	\$13,598.11	\$15,761.33	\$5,342.70	\$6,156.70	\$65,596.80			
Shawano W2 (R)	\$483.00	\$0.00	\$0.00	\$0.00	\$0.00	\$483.00			
Shawano W2 (C)	\$0.00	\$563.33	\$345.67	\$0.00	\$0.00	\$909.00			
Total	\$25,354.96	\$14,375.44	\$16,107.00	\$5,342.70	\$6,156.70	\$67,336.80			


Sheboyn(R)	\$248.00	\$563.00	\$0.00	\$0.00	\$0.00	\$0.00	\$0.00	\$0.00	\$811.00
Sheboyn(C)	\$43,481.45	\$26,003.54	\$30,873.23	\$16,426.97	\$12,091.00	\$128,876.19			
Sheboyn W2 (R)	\$0.00	\$0.00	\$0.00	\$0.00	\$0.00	\$0.00			
Sheboyn W2 (C)	\$0.00	\$0.00	\$0.00	\$0.00	\$0.00	\$0.00			
Total	\$43,729.45	\$26,566.54	\$30,873.23	\$16,426.97	\$12,091.00	\$129,687.19			
Taylor(R)	\$0.00	\$0.00	\$0.00	\$0.00	\$0.00	\$0.00			
Taylor(C)	\$4,139.27	\$2,984.13	\$1,790.24	\$720.07	\$669.11	\$10,302.82			
Taylor W2 (R)	\$0.00	\$0.00	\$0.00	\$0.00	\$0.00	\$0.00			
Taylor W2 (C)	\$0.00	\$0.00	\$0.00	\$0.00	\$0.00	\$0.00			
Total	\$4,139.27	\$2,984.13	\$1,790.24	\$720.07	\$669.11	\$10,302.82			
Trempe(R)	\$62.00	\$67.00	\$0.00	\$0.00	\$0.00	\$129.00			
Trempe(C)	\$7,511.14	\$2,625.61	\$3,271.64	\$1,082.07	\$2,678.42	\$17,168.88			
Trempe W2 (R)	\$0.00	\$0.00	\$0.00	\$0.00	\$0.00	\$0.00			
Trempe W2 (C)	\$240.00	\$0.00	\$0.00	\$0.00	\$0.00	\$240.00			
Total	\$7,813.14	\$2,692.61	\$3,271.64	\$1,082.07	\$2,678.42	\$17,537.88			
Vernon(R)	\$86.00	\$0.00	\$0.00	\$0.00	\$0.00	\$86.00			
Vernon(C)	\$4,259.32	\$6,790.40	\$4,640.56	\$3,110.50	\$2,161.80	\$20,962.58			
Vernon W2 (R)	\$0.00	\$0.00	\$0.00	\$0.00	\$0.00	\$0.00			
Vernon W2 (C)	\$0.00	\$0.00	\$0.00	\$0.00	\$0.00	\$0.00			
Total	\$4,345.32	\$6,790.40	\$4,640.56	\$3,110.50	\$2,161.80	\$21,048.58			
Vilas(R)	\$0.00	\$0.00	\$0.00	\$0.00	\$0.00	\$0.00			
Vilas(C)	\$5,481.30	\$3,493.26	\$5,108.27	\$3,029.44	\$3,092.58	\$20,204.85			
Vilas W2 (R)	\$0.00	\$0.00	\$0.00	\$0.00	\$0.00	\$0.00			
Vilas W2 (C)	\$0.00	\$0.00	\$0.00	\$0.00	\$0.00	\$0.00			
Total	\$5,481.30	\$3,493.26	\$5,108.27	\$3,029.44	\$3,092.58	\$20,204.85			
Walworth(R)	\$139.00	\$682.00	\$0.00	\$0.00	\$0.00	\$821.00			
Walworth(C)	\$18,867.76	\$17,688.04	\$20,710.54	\$11,382.48	\$9,442.16	\$78,090.98			
Walworth W2 (R)	\$426.00	\$0.00	\$0.00	\$0.00	\$0.00	\$426.00			
Walworth W2 (C)	\$5.00	\$233.00	\$368.00	\$0.00	\$1,188.61	\$1,794.61			
Total	\$19,437.76	\$18,603.04	\$21,078.54	\$11,382.48	\$10,630.77	\$81,132.59			
Washbrn(R)	\$0.00	\$0.00	\$0.00	\$0.00	\$0.00	\$0.00			
Washbrn(C)	\$4,690.18	\$7,310.88	\$6,641.84	\$3,468.48	\$4,118.18	\$26,229.56			
Washbrn W2 (R)	\$0.00	\$0.00	\$0.00	\$0.00	\$0.00	\$0.00			
Washbrn W2 (C)	\$0.00	\$0.00	\$0.00	\$0.00	\$0.00	\$0.00			
Total	\$4,690.18	\$7,310.88	\$6,641.84	\$3,468.48	\$4,118.18	\$26,229.56			

Wshngtn(R)	\$686.00	\$0.00	\$0.00	\$0.00	\$0.00	\$0.00	\$0.00	\$0.00	\$686.00
Wshngtn(C)	\$24,783.16	\$22,199.26	\$23,617.66	\$9,024.96	\$9,407.06	\$89,032.10			
Wshngtn W2 (R)	\$0.00	\$0.00	\$0.00	\$0.00	\$0.00	\$0.00			\$0.00
Wshngtn W2 (C)	\$0.00	\$0.00	\$19.01	\$729.13	\$985.00	\$1,733.14			
Total	\$25,469.16	\$22,199.26	\$23,636.67	\$9,754.09	\$10,392.06	\$91,451.24			\$91,451.24
Waukscha(R)	\$1,126.00	\$1,369.00	\$0.00	\$0.00	\$0.00	\$2,495.00			
Waukscha(C)	\$70,163.20	\$57,718.09	\$67,747.08	\$33,912.58	\$29,317.41	\$258,858.36			
Waukscha W2 (R)	\$0.00	\$0.00	\$0.00	\$0.00	\$0.00	\$0.00			\$0.00
Waukscha W2 (C)	\$3,649.00	\$258.85	\$973.08	\$2,446.07	\$340.86	\$7,667.86			
Total	\$74,938.20	\$59,345.94	\$68,720.16	\$36,358.65	\$29,658.27	\$269,021.22			
Waupaca(R)	\$144.00	\$67.00	\$0.00	\$0.00	\$0.00	\$211.00			
Waupaca(C)	\$34,370.41	\$13,617.90	\$12,139.58	\$5,736.67	\$5,702.75	\$71,567.31			
Waupaca W2 (R)	\$0.00	\$0.00	\$0.00	\$0.00	\$0.00	\$0.00			\$0.00
Waupaca W2 (C)	\$0.00	\$480.00	\$0.00	\$0.00	\$0.00	\$480.00			
Total	\$34,514.41	\$14,164.90	\$12,139.58	\$5,736.67	\$5,702.75	\$72,258.31			
Wausshara(R)	\$0.00	\$0.00	\$0.00	\$0.00	\$0.00	\$0.00			\$0.00
Wausshara(C)	\$11,291.49	\$5,859.66	\$7,827.33	\$3,910.69	\$1,918.11	\$30,807.28			
Wausshara W2 (R)	\$0.00	\$0.00	\$0.00	\$0.00	\$0.00	\$0.00			\$0.00
Wausshara W2 (C)	\$0.00	\$0.00	\$0.00	\$0.00	\$0.00	\$0.00			\$0.00
Total	\$11,291.49	\$5,859.66	\$7,827.33	\$3,910.69	\$1,918.11	\$30,807.28			
Winnbgo(R)	\$434.00	\$201.00	\$0.00	\$0.00	\$0.00	\$635.00			
Winnbgo(C)	\$54,934.39	\$42,284.88	\$43,305.62	\$25,065.13	\$23,067.47	\$188,657.49			
Winnbgo W2 (R)	\$0.00	\$0.00	\$0.00	\$0.00	\$0.00	\$0.00			\$0.00
Winnbgo W2 (C)	\$40.00	\$945.00	\$808.00	\$395.00	\$0.00	\$2,188.00			
Total	\$55,408.39	\$43,430.88	\$44,113.62	\$25,460.13	\$23,067.47	\$191,480.49			
Wood(R)	\$0.00	\$0.00	\$0.00	\$0.00	\$0.00	\$0.00			\$0.00
Wood(C)	\$24,053.98	\$11,106.86	\$11,471.67	\$5,679.56	\$4,367.66	\$56,679.73			
Wood W2 (R)	\$0.00	\$0.00	\$0.00	\$0.00	\$0.00	\$0.00			\$0.00
Wood W2 (C)	\$1,000.00	\$406.00	\$1,798.00	\$0.00	\$0.00	\$3,204.00			
Total	\$25,053.98	\$11,512.86	\$13,269.67	\$5,679.56	\$4,367.66	\$59,883.73			
Red Cliff(R)	\$0.00	\$0.00	\$0.00	\$0.00	\$0.00	\$0.00			\$0.00
Red Cliff(C)	\$826.11	\$2,358.19	\$1,876.34	\$674.00	\$160.24	\$5,894.88			
Total	\$26,880.09	\$14,277.05	\$16,944.01	\$6,353.56	\$4,527.90	\$68,982.61			

Stk-Mns(R)	\$0.00	\$0.00	\$0.00	\$0.00	\$0.00	\$0.00	\$0.00	\$0.00	\$0.00
Stk-Mns(C)	\$39.00	\$158.00	\$582.00	\$188.00	\$0.00	\$967.00			
Total	\$27,745.20	\$16,793.24	\$19,402.35	\$7,215.56	\$4,688.14	\$75,844.49			
Lac du Fl(R)	\$0.00	\$0.00	\$0.00	\$0.00	\$0.00	\$0.00			\$0.00
Lac du Fl(C)	\$57.00	\$390.00	\$637.00	\$672.00	\$0.00	\$1,756.00			
Lac du Fl W2 (R)	\$0.00	\$0.00	\$0.00	\$0.00	\$0.00	\$0.00			\$0.00
Lac du Fl W2 (C)	\$0.00	\$0.00	\$0.00	\$0.00	\$0.00	\$0.00			\$0.00
Total	\$57.00	\$390.00	\$637.00	\$672.00	\$0.00	\$1,756.00			
Bad Rvr(R)	\$0.00	\$0.00	\$0.00	\$0.00	\$0.00	\$0.00			\$0.00
Bad Rvr(C)	\$583.78	\$787.36	\$3,101.83	\$0.00	\$205.00	\$4,677.97			
Bad Rvr W2 (R)	\$0.00	\$0.00	\$0.00	\$0.00	\$0.00	\$0.00			\$0.00
Bad Rvr W2 (C)	\$0.00	\$0.00	\$0.00	\$0.00	\$0.00	\$0.00			\$0.00
Total	\$583.78	\$787.36	\$3,101.83	\$0.00	\$205.00	\$4,677.97			
Sokaogon(R)	\$0.00	\$0.00	\$0.00	\$0.00	\$0.00	\$0.00			\$0.00
Sokaogon(C)	\$0.00	\$0.00	\$0.00	\$0.00	\$0.00	\$0.00			\$0.00
Total	\$583.78	\$787.36	\$3,101.83	\$0.00	\$205.00	\$4,677.97			
Onieda(R)	\$803.00	\$196.00	\$0.00	\$0.00	\$0.00	\$999.00			
Onieda(C)	\$8,112.40	\$7,483.08	\$5,186.26	\$2,953.98	\$2,512.31	\$26,248.03			
Onieda W2 (R)	\$0.00	\$0.00	\$0.00	\$0.00	\$0.00	\$0.00			\$0.00
Onieda W2 (C)	\$0.00	\$0.00	\$0.00	\$0.00	\$0.00	\$0.00			\$0.00
Total	\$8,915.40	\$7,679.08	\$5,186.26	\$2,953.98	\$2,512.31	\$27,247.03			
TOTALS	\$1,789,001.81	\$1,450,890.03	\$1,546,135.68	\$828,329.60	\$631,220.34	\$6,245,577.46			



WISCONSIN STATE LEGISLATURE



MA Collections

COUNTY	1998	1999	2000	2001	2002	TOTAL CLAIMS
Adams	\$0.00	\$0.00	\$0.00	\$0.00	\$0.00	\$0.00
Adams W2	\$0.00	\$0.00	\$0.00	\$0.00	\$0.00	\$0.00
Total	\$0.00	\$0.00	\$0.00	\$0.00	\$0.00	\$0.00
Ashland	\$0.00	\$0.00	\$24,969.17	\$0.00	\$261.06	\$25,230.23
Ashland W2	\$0.00	\$0.00	\$0.00	\$0.00	\$0.00	\$0.00
Total	\$0.00	\$0.00	\$24,969.17	\$0.00	\$261.06	\$25,230.23
Barron	\$8,854.94	\$654.79	\$11,231.07	\$845.20	\$4,309.15	\$25,895.15
Barron W2	\$0.00	\$0.00	\$0.00	\$0.00	\$0.00	\$0.00
Total	\$8,854.94	\$654.79	\$11,231.07	\$845.20	\$4,309.15	\$25,895.15
Bayfield	\$242.00	\$93.00	\$175.00	\$0.00	\$0.00	\$510.00
Bayfield W2	\$0.00	\$0.00	\$0.00	\$0.00	\$0.00	\$0.00
Total	\$242.00	\$93.00	\$175.00	\$0.00	\$0.00	\$510.00
Brown	\$24,433.31	\$15,002.40	\$30,837.08	\$70,944.20	\$26,623.03	\$167,840.02
Brown W2	\$2,163.52	\$2,687.70	\$1,559.50	\$1,902.60	\$1,084.41	\$9,397.73
Total	\$26,596.83	\$17,690.10	\$32,396.58	\$72,846.80	\$27,707.44	\$177,237.75
Buffalo	\$0.00	\$0.00	\$0.00	\$0.00	\$0.00	\$0.00
Buffalo W2	\$0.00	\$0.00	\$0.00	\$0.00	\$0.00	\$0.00
Total	\$0.00	\$0.00	\$0.00	\$0.00	\$0.00	\$0.00
Burnett	\$0.00	\$0.00	\$0.00	\$0.00	\$0.00	\$0.00
Burnett W2	\$0.00	\$0.00	\$0.00	\$0.00	\$0.00	\$0.00
Total	\$0.00	\$0.00	\$0.00	\$0.00	\$0.00	\$0.00
Calumet	\$0.00	\$0.00	\$0.00	\$0.00	\$0.00	\$0.00
Calumet W2	\$0.00	\$0.00	\$0.00	\$0.00	\$0.00	\$0.00
Total	\$0.00	\$0.00	\$0.00	\$0.00	\$0.00	\$0.00
Chippewa	\$2,578.33	\$1,623.98	\$3,884.39	\$4,411.78	\$5,771.29	\$18,269.77
Chippewa W2	\$0.00	\$0.00	\$0.00	\$0.00	\$0.00	\$0.00
Total	\$2,578.33	\$1,623.98	\$3,884.39	\$4,411.78	\$5,771.29	\$18,269.77
Clark	\$533.61	\$860.83	\$4,868.08	\$5,164.61	\$2,823.81	\$14,250.94
Clark W2	\$0.00	\$486.98	\$0.00	\$0.00	\$0.00	\$486.98
Total	\$533.61	\$1,347.81	\$4,868.08	\$5,164.61	\$2,823.81	\$14,737.92

Grant	\$0.00	\$4,379.06	\$0.00	\$0.00	\$0.00	\$0.00	\$0.00	\$0.00	\$4,379.06
Grant W2	\$0.00	\$0.00	\$0.00	\$0.00	\$0.00	\$0.00	\$0.00	\$0.00	\$0.00
Total	\$0.00	\$4,379.06	\$0.00	\$0.00	\$0.00	\$0.00	\$0.00	\$0.00	\$4,379.06
Green	\$0.00	\$11.90	\$446.10	\$3,314.98	\$15,565.46	\$19,338.44	\$0.00	\$0.00	\$19,338.44
Green W2	\$0.00	\$0.00	\$0.00	\$0.00	\$0.00	\$0.00	\$0.00	\$0.00	\$0.00
Total	\$0.00	\$11.90	\$446.10	\$3,314.98	\$15,565.46	\$19,338.44	\$0.00	\$0.00	\$19,338.44
Green Lk	\$3,466.95	\$0.00	\$0.00	\$0.00	\$388.00	\$3,854.95	\$0.00	\$0.00	\$3,854.95
Green Lk W2	\$0.00	\$0.00	\$0.00	\$0.00	\$0.00	\$0.00	\$0.00	\$0.00	\$0.00
Total	\$3,466.95	\$0.00	\$0.00	\$0.00	\$388.00	\$3,854.95	\$0.00	\$0.00	\$3,854.95
Iowa	\$0.00	\$0.00	\$0.00	\$3,800.75	\$0.00	\$3,800.75	\$0.00	\$0.00	\$3,800.75
Iowa W2	\$0.00	\$0.00	\$0.00	\$0.00	\$0.00	\$0.00	\$0.00	\$0.00	\$0.00
Total	\$0.00	\$0.00	\$0.00	\$3,800.75	\$0.00	\$3,800.75	\$0.00	\$0.00	\$3,800.75
Iron	\$23.00	\$653.00	\$184.00	\$1,876.85	\$1,139.11	\$3,875.96	\$0.00	\$0.00	\$3,875.96
Iron W2	\$0.00	\$225.55	\$154.01	\$0.00	\$0.00	\$379.56	\$0.00	\$0.00	\$379.56
Total	\$23.00	\$878.55	\$338.01	\$1,876.85	\$1,139.11	\$4,255.52	\$0.00	\$0.00	\$4,255.52
Jackson	\$0.00	\$0.00	\$210.00	\$602.46	\$309.87	\$1,122.33	\$0.00	\$0.00	\$1,122.33
Jackson W2	\$0.00	\$0.00	\$0.00	\$0.00	\$0.00	\$0.00	\$0.00	\$0.00	\$0.00
Total	\$0.00	\$0.00	\$210.00	\$602.46	\$309.87	\$1,122.33	\$0.00	\$0.00	\$1,122.33
Jefferson	\$0.00	\$0.00	\$0.00	\$0.00	\$961.65	\$961.65	\$0.00	\$0.00	\$961.65
Jefferson W2	\$0.00	\$0.00	\$0.00	\$0.00	\$0.00	\$0.00	\$0.00	\$0.00	\$0.00
Total	\$0.00	\$0.00	\$0.00	\$0.00	\$961.65	\$961.65	\$0.00	\$0.00	\$961.65
Juneau	\$5,000.00	\$0.00	\$325.00	\$1,775.10	\$23,355.11	\$30,455.21	\$0.00	\$0.00	\$30,455.21
Juneau W2	\$0.00	\$0.00	\$0.00	\$0.00	\$0.00	\$0.00	\$0.00	\$0.00	\$0.00
Total	\$5,000.00	\$0.00	\$325.00	\$1,775.10	\$23,355.11	\$30,455.21	\$0.00	\$0.00	\$30,455.21
Kenosha	\$220.85	\$3,256.43	\$8,030.64	\$4,686.20	\$14,340.88	\$30,535.00	\$0.00	\$0.00	\$30,535.00
Kenosha W2	\$0.00	\$0.00	\$33.32	\$0.00	\$0.00	\$33.32	\$0.00	\$0.00	\$33.32
Total	\$220.85	\$3,256.43	\$8,063.96	\$4,686.20	\$14,340.88	\$30,568.32	\$0.00	\$0.00	\$30,568.32
Kwaunee	\$44,384.98	\$0.00	\$0.00	\$531.38	\$241.38	\$45,157.74	\$0.00	\$0.00	\$45,157.74
Kwaunee W2	\$0.00	\$0.00	\$0.00	\$0.00	\$0.00	\$0.00	\$0.00	\$0.00	\$0.00
Total	\$44,384.98	\$0.00	\$0.00	\$531.38	\$241.38	\$45,157.74	\$0.00	\$0.00	\$45,157.74
LaCrosse	\$3,281.24	\$814.40	\$713.25	\$3,023.36	\$4,441.42	\$12,273.67	\$0.00	\$0.00	\$12,273.67
LaCrosse W2	\$0.00	\$0.00	\$0.00	\$0.00	\$0.00	\$0.00	\$0.00	\$0.00	\$0.00
Total	\$3,281.24	\$814.40	\$713.25	\$3,023.36	\$4,441.42	\$12,273.67	\$0.00	\$0.00	\$12,273.67

Lafayette	\$0.00	\$0.00	\$0.00	\$0.00	\$0.00	\$0.00	\$0.00	\$0.00	\$0.00
Lafayette W2	\$0.00	\$0.00	\$0.00	\$0.00	\$0.00	\$0.00	\$0.00	\$0.00	\$0.00
Total	\$0.00	\$0.00	\$0.00	\$0.00	\$0.00	\$0.00	\$0.00	\$0.00	\$0.00
Langlade	\$23.69	\$0.00	\$0.00	\$1,028.60	\$352.34	\$0.00	\$0.00	\$0.00	\$1,404.63
Langlade W2	\$0.00	\$0.00	\$0.00	\$0.00	\$0.00	\$0.00	\$0.00	\$0.00	\$0.00
Total	\$23.69	\$0.00	\$0.00	\$1,028.60	\$352.34	\$0.00	\$0.00	\$0.00	\$1,404.63
Lincoln	\$1,488.00	\$2,294.00	\$0.00	\$0.00	\$0.00	\$0.00	\$1,778.64	\$0.00	\$5,560.64
Lincoln W2	\$0.00	\$0.00	\$0.00	\$0.00	\$0.00	\$0.00	\$0.00	\$0.00	\$0.00
Total	\$1,488.00	\$2,294.00	\$0.00	\$0.00	\$0.00	\$0.00	\$1,778.64	\$0.00	\$5,560.64
Manitowoc	\$1,267.79	\$16,409.32	\$2,060.10	\$2,060.10	\$1,165.77	\$168.22	\$21,071.20	\$0.00	\$21,071.20
Manitowoc W2	\$0.00	\$0.00	\$0.00	\$0.00	\$0.00	\$0.00	\$0.00	\$0.00	\$0.00
Total	\$1,267.79	\$16,409.32	\$2,060.10	\$2,060.10	\$1,165.77	\$168.22	\$21,071.20	\$0.00	\$21,071.20
Marathon	\$3,582.83	\$2,373.90	\$2,283.20	\$2,283.20	\$7,235.22	\$20,713.29	\$36,188.44	\$0.00	\$36,188.44
Marathon W2	\$0.00	\$0.00	\$0.00	\$0.00	\$0.00	\$0.00	\$0.00	\$0.00	\$0.00
Total	\$3,582.83	\$2,373.90	\$2,283.20	\$2,283.20	\$7,235.22	\$20,713.29	\$36,188.44	\$0.00	\$36,188.44
Marinet	\$8,335.40	\$31,473.74	\$2,240.43	\$2,240.43	\$32,417.54	\$4,114.46	\$78,581.57	\$0.00	\$78,581.57
Marinet W2	\$0.00	\$254.21	\$497.00	\$497.00	\$0.00	\$0.00	\$751.21	\$0.00	\$751.21
Total	\$8,335.40	\$31,727.95	\$2,737.43	\$32,417.54	\$4,114.46	\$79,332.78	\$79,332.78	\$0.00	\$79,332.78
Marquet	\$0.00	\$0.00	\$0.00	\$0.00	\$0.00	\$0.00	\$0.00	\$0.00	\$0.00
Marquet W2	\$0.00	\$0.00	\$0.00	\$0.00	\$0.00	\$0.00	\$0.00	\$0.00	\$0.00
Total	\$0.00	\$0.00	\$0.00	\$0.00	\$0.00	\$0.00	\$0.00	\$0.00	\$0.00
Mennece	\$0.00	\$0.00	\$0.00	\$0.00	\$0.00	\$0.00	\$0.00	\$0.00	\$0.00
Mennece W2	\$0.00	\$0.00	\$0.00	\$0.00	\$0.00	\$0.00	\$0.00	\$0.00	\$0.00
Total	\$0.00	\$0.00	\$0.00	\$0.00	\$0.00	\$0.00	\$0.00	\$0.00	\$0.00
Milwaukee	\$47.61	\$395.00	\$627.80	\$210.00	\$105.61	\$1,386.02	\$1,386.02	\$0.00	\$1,386.02
Milw Reg 1	\$0.00	\$0.00	\$0.00	\$0.00	\$0.00	\$0.00	\$0.00	\$0.00	\$0.00
Milw Reg 2	\$0.00	\$0.00	\$0.00	\$0.00	\$0.00	\$0.00	\$0.00	\$0.00	\$0.00
Milw Reg 3	\$0.00	\$0.00	\$0.00	\$0.00	\$0.00	\$0.00	\$0.00	\$0.00	\$0.00
Milw Reg 4	\$0.00	\$0.00	\$0.00	\$0.00	\$0.00	\$0.00	\$0.00	\$0.00	\$0.00
Milw Reg 5	\$0.00	\$0.00	\$0.00	\$0.00	\$0.00	\$0.00	\$0.00	\$0.00	\$0.00
Milw Reg 6	\$0.00	\$0.00	\$0.00	\$0.00	\$0.00	\$0.00	\$0.00	\$0.00	\$0.00
Total	\$47.61	\$395.00	\$627.80	\$210.00	\$105.61	\$1,386.02	\$1,386.02	\$0.00	\$1,386.02


Monroe	\$8,968.71	\$1,921.30	\$460.00	\$2,852.75	\$5,519.15	\$19,721.91
Monroe W2	\$0.00	\$0.00	\$0.00	\$0.00	\$0.00	\$0.00
Total	\$8,968.71	\$1,921.30	\$460.00	\$2,852.75	\$5,519.15	\$19,721.91
Oconto	\$0.00	\$11,209.95	\$9,747.93	\$0.00	\$50.00	\$21,007.88
Oconto W2	\$0.00	\$0.00	\$0.00	\$0.00	\$0.00	\$0.00
Total	\$0.00	\$11,209.95	\$9,747.93	\$0.00	\$50.00	\$21,007.88
Oneida	\$240.00	\$1,240.00	\$456.00	\$1,118.34	\$3,774.43	\$6,828.77
Oneida W2	\$0.00	\$0.00	\$0.00	\$0.00	\$0.00	\$0.00
Total	\$240.00	\$1,240.00	\$456.00	\$1,118.34	\$3,774.43	\$6,828.77
Outagmie	\$29,422.42	\$18,443.80	\$26,345.67	\$19,050.49	\$21,417.89	\$114,680.27
Outagmie W2	\$0.00	\$0.00	\$0.00	\$0.00	\$0.00	\$0.00
Total	\$29,422.42	\$18,443.80	\$26,345.67	\$19,050.49	\$21,417.89	\$114,680.27
Ozaukee	\$720.00	\$720.00	\$0.00	\$0.00	\$0.00	\$1,440.00
Ozaukee W2	\$0.00	\$0.00	\$0.00	\$0.00	\$0.00	\$0.00
Total	\$720.00	\$720.00	\$0.00	\$0.00	\$0.00	\$1,440.00
Pepin	\$270.00	\$0.00	\$349.20	\$0.00	\$54.00	\$673.20
Pepin W2	\$0.00	\$0.00	\$0.00	\$0.00	\$199.90	\$199.90
Total	\$270.00	\$0.00	\$349.20	\$0.00	\$253.90	\$873.10
Pierce	\$11,645.52	\$16,734.61	\$2,499.51	\$446.53	\$1,409.00	\$32,735.17
Pierce W2	\$681.21	\$0.00	\$0.00	\$0.00	\$0.00	\$681.21
Total	\$12,326.73	\$16,734.61	\$2,499.51	\$446.53	\$1,409.00	\$33,416.38
Polk	\$948.33	\$828.75	\$775.75	\$2,587.83	\$6,511.95	\$11,652.61
Polk W2	\$0.00	\$0.00	\$0.00	\$150.00	\$310.00	\$460.00
Total	\$948.33	\$828.75	\$775.75	\$2,737.83	\$6,821.95	\$12,112.61
Portage	\$8,067.27	\$48,084.82	\$14,398.04	\$15,497.97	\$7,061.30	\$93,109.40
Portage W2	\$4,347.86	\$0.00	\$505.16	\$201.82	\$153.50	\$5,208.34
Total	\$12,415.13	\$48,084.82	\$14,903.20	\$15,699.79	\$7,214.80	\$98,317.74
Price	\$0.00	\$0.00	\$0.00	\$0.00	\$0.00	\$0.00
Price W2	\$0.00	\$0.00	\$0.00	\$0.00	\$0.00	\$0.00
Total	\$0.00	\$0.00	\$0.00	\$0.00	\$0.00	\$0.00
Racine	\$194.25	\$8,332.63	\$718.09	\$4,600.00	\$17,449.83	\$31,294.80
Racine W2	\$0.00	\$0.00	\$0.00	\$0.00	\$0.00	\$0.00
Total	\$194.25	\$8,332.63	\$718.09	\$4,600.00	\$17,449.83	\$31,294.80

Richland	\$2,612.62	\$176.23	\$8,029.05	\$7,409.73	\$354.27	\$18,581.90
Richland W2	\$0.00	\$0.00	\$0.00	\$0.00	\$0.00	\$0.00
Total	\$2,612.62	\$176.23	\$8,029.05	\$7,409.73	\$354.27	\$18,581.90
Rock	\$4,409.60	\$3,303.79	\$0.00	\$1,818.00	\$11,713.89	\$21,245.28
Rock W2	\$0.00	\$0.00	\$0.00	\$0.00	\$0.00	\$0.00
Total	\$4,409.60	\$3,303.79	\$0.00	\$1,818.00	\$11,713.89	\$21,245.28
Rusk	\$931.16	\$309.56	\$227.00	\$175.05	\$289.44	\$1,932.21
Rusk W2	\$25.00	\$169.12	\$0.00	\$0.00	\$0.00	\$194.12
Total	\$956.16	\$478.68	\$227.00	\$175.05	\$289.44	\$2,126.33
St. Croix	\$10,815.91	\$16,275.82	\$10,734.90	\$14,762.15	\$78,799.87	\$131,388.65
St. Croix W2	\$0.00	\$0.00	\$0.00	\$0.00	\$0.00	\$0.00
Total	\$10,815.91	\$16,275.82	\$10,734.90	\$14,762.15	\$78,799.87	\$131,388.65
Sauk(R)	\$0.00	\$0.00	\$357.00	\$0.00	\$0.00	\$357.00
Sauk W2	\$0.00	\$0.00	\$0.00	\$0.00	\$0.00	\$0.00
Total	\$0.00	\$0.00	\$357.00	\$0.00	\$0.00	\$357.00
Sawyer	\$0.00	\$0.00	\$383.78	\$0.00	\$347.17	\$730.95
Sawyer W2	\$0.00	\$0.00	\$0.00	\$0.00	\$0.00	\$0.00
Total	\$0.00	\$0.00	\$383.78	\$0.00	\$347.17	\$730.95
Shawano	\$3,120.34	\$6,175.86	\$16,199.89	\$14,440.33	\$7,623.99	\$47,560.41
Shawano W2	\$0.00	\$0.00	\$0.00	\$0.00	\$0.00	\$0.00
Total	\$3,120.34	\$6,175.86	\$16,199.89	\$14,440.33	\$7,623.99	\$47,560.41
Sheboygn	\$8,794.77	\$44,895.88	\$5,746.77	\$46,650.04	\$28,399.98	\$134,487.44
Sheboygn W2	\$0.00	\$1,555.90	\$297.16	\$214.54	\$1,046.97	\$3,114.57
Total	\$8,794.77	\$46,451.78	\$6,043.93	\$46,864.58	\$29,446.95	\$137,602.01
Taylor	\$0.00	\$0.00	\$0.00	\$5,976.25	\$693.48	\$6,669.73
Taylor W2	\$0.00	\$0.00	\$0.00	\$0.00	\$0.00	\$0.00
Total	\$0.00	\$0.00	\$0.00	\$5,976.25	\$693.48	\$6,669.73
Trempel	\$0.00	\$0.00	\$0.00	\$0.00	\$0.00	\$0.00
Trempel W2	\$0.00	\$0.00	\$0.00	\$0.00	\$0.00	\$0.00
Total	\$0.00	\$0.00	\$0.00	\$0.00	\$0.00	\$0.00
Vernon	\$0.00	\$0.00	\$0.00	\$8,859.46	\$0.00	\$8,859.46
Vernon W2	\$0.00	\$0.00	\$0.00	\$0.00	\$0.00	\$0.00
Total	\$0.00	\$0.00	\$0.00	\$8,859.46	\$0.00	\$8,859.46

Bad Rvr	\$0.00	\$0.00	\$0.00	\$0.00	\$0.00	\$0.00	\$0.00
Bad Rvr W2	\$0.00	\$0.00	\$0.00	\$0.00	\$0.00	\$0.00	\$0.00
Total	\$0.00	\$0.00	\$0.00	\$0.00	\$0.00	\$0.00	\$0.00
Sokaogon	\$0.00	\$0.00	\$0.00	\$0.00	\$0.00	\$0.00	\$0.00
Onieda	\$0.00	\$0.00	\$0.00	\$0.00	\$0.00	\$0.00	\$0.00
Onieda W2	\$0.00	\$0.00	\$0.00	\$0.00	\$0.00	\$0.00	\$0.00
Total	\$0.00	\$0.00	\$0.00	\$0.00	\$0.00	\$0.00	\$0.00
TOTALS	\$434,267.39	\$383,373.82	\$332,479.38	\$508,005.41	\$529,331.36	\$2,187,457.36	



WISCONSIN STATE LEGISLATURE



FS Collections

COUNTY	1998	1999	2000	2001	2002	TOTAL CLAIMS
Adams(R)	\$1,129.00	\$358.00	\$571.00	\$880.00	\$2,134.00	\$5,072.00
Adams(C)	\$4,922.31	\$4,768.41	\$3,876.36	\$3,668.92	\$1,982.44	\$19,218.44
Adams W2 (R)	\$0.00	\$0.00	\$0.00	\$0.00	\$0.00	\$0.00
Adams W2 (C)	\$113.50	\$0.00	\$0.00	\$0.00	\$0.00	\$113.50
Total	\$6,164.81	\$5,126.41	\$4,447.36	\$4,548.92	\$4,116.44	\$24,403.94
Ashland(R)	\$1,857.00	\$1,433.00	\$1,610.00	\$2,333.00	\$2,878.00	\$10,111.00
Ashland(C)	\$2,389.13	\$5,160.65	\$6,587.36	\$1,324.53	\$3,304.69	\$18,766.36
Ashland W2 (R)	\$161.00	\$85.00	\$159.00	\$65.00	\$0.00	\$470.00
Ashland W2 (C)	\$567.00	\$333.00	\$35.00	\$542.00	\$0.00	\$1,477.00
Total	\$4,974.13	\$7,011.65	\$8,391.36	\$4,264.53	\$6,182.69	\$30,824.36
Barron(R)	\$4,370.00	\$5,717.00	\$3,370.00	\$3,770.00	\$5,717.00	\$22,944.00
Barron(C)	\$12,606.82	\$13,982.74	\$9,278.24	\$14,570.62	\$13,982.74	\$64,421.16
Barron W2 (R)	\$1,012.00	\$1,101.00	\$1,177.00	\$939.00	\$462.00	\$4,691.00
Barron W2 (C)	\$1,940.00	\$2,712.00	\$2,550.68	\$1,567.17	\$1,426.00	\$10,195.85
Total	\$19,928.82	\$23,512.74	\$16,375.92	\$20,846.79	\$21,587.74	\$102,252.01
Bayfield(R)	\$1,597.00	\$374.00	\$322.00	\$371.00	\$548.00	\$3,212.00
Bayfield(C)	\$3,553.56	\$3,767.37	\$8,094.28	\$4,807.26	\$1,975.58	\$22,198.05
Bayfield W2 (R)	\$258.00	\$98.00	\$122.00	\$0.00	\$0.00	\$478.00
Bayfield W2 (C)	\$42.00	\$0.00	\$313.00	\$159.00	\$104.00	\$618.00
Total	\$5,450.56	\$4,239.37	\$8,851.28	\$5,337.26	\$2,627.58	\$26,506.05
Brown(R)	\$18,005.00	\$23,319.00	\$24,418.00	\$21,824.00	\$29,558.00	\$117,124.00
Brown(C)	\$63,078.74	\$82,473.64	\$96,779.88	\$56,120.56	\$39,362.46	\$337,815.28
Brown W2 (R)	\$9,075.00	\$4,387.00	\$1,856.00	\$1,929.00	\$845.00	\$18,092.00
Brown W2 (C)	\$7,528.00	\$11,730.08	\$6,768.92	\$1,986.03	\$2,173.92	\$30,186.95
Total	\$97,686.74	\$121,909.72	\$129,822.80	\$81,859.59	\$71,939.38	\$503,218.23
Buffalo(R)	\$62.00	\$0.00	\$17.00	\$0.00	\$188.00	\$267.00
Buffalo(C)	\$818.39	\$1,430.46	\$2,036.78	\$2,745.85	\$0.00	\$7,031.48
Buffalo W2 (R)	\$0.00	\$0.00	\$104.00	\$0.00	\$0.00	\$104.00
Buffalo W2 (C)	\$0.00	\$50.00	\$37.00	\$0.00	\$73.00	\$160.00
Total	\$880.39	\$1,480.46	\$2,194.78	\$2,745.85	\$261.00	\$7,562.48

Burnett(R)	\$972.00	\$588.00	\$232.00	\$654.00	\$1,795.00	\$4,241.00
Burnett(C)	\$2,835.17	\$2,918.50	\$2,193.37	\$1,310.50	\$1,955.02	\$11,212.56
Burnett W2 (R)	\$24.00	\$229.00	\$226.00	\$326.00	\$0.00	\$805.00
Burnett W2 (C)	\$280.00	\$982.00	\$412.00	\$388.00	\$395.89	\$2,457.89
Total	\$4,111.17	\$4,717.50	\$3,063.37	\$2,678.50	\$4,145.91	\$18,716.45
Calumet(R)	\$926.00	\$255.00	\$373.00	\$1,126.00	\$1,684.00	\$4,364.00
Calumet(C)	\$5,136.10	\$5,254.59	\$2,327.11	\$1,822.03	\$1,473.64	\$16,013.47
Calumet W2 (R)	\$117.00	\$926.00	\$964.00	\$874.00	\$607.00	\$3,488.00
Calumet W2 (C)	\$193.00	\$359.00	\$1,927.00	\$645.00	\$292.00	\$3,416.00
Total	\$6,372.10	\$6,794.59	\$5,591.11	\$4,467.03	\$4,056.64	\$27,281.47
Chippewa(R)	\$7,297.00	\$4,942.00	\$4,662.00	\$6,549.00	\$5,165.00	\$28,615.00
Chippewa(C)	\$18,490.53	\$20,148.59	\$17,304.00	\$11,568.50	\$9,147.26	\$76,658.88
Chippewa W2 (C)	\$994.00	\$606.00	\$216.00	\$115.00	\$350.00	\$2,281.00
Chippewa W2 (R)	\$108.00	\$124.00	\$350.00	\$32.00	\$0.00	\$614.00
Total	\$26,889.53	\$25,820.59	\$22,532.00	\$18,264.50	\$14,662.26	\$108,168.88
Clark(F)	\$2,820.00	\$1,851.00	\$966.00	\$1,911.00	\$2,906.00	\$10,454.00
Clark(C)	\$9,306.61	\$4,833.85	\$8,798.29	\$8,129.93	\$9,547.27	\$40,615.95
Clark W2 (F)	\$266.00	\$121.00	\$42.00	\$0.00	\$0.00	\$429.00
Clark W2 (C)	\$521.00	\$184.00	\$200.00	\$982.25	\$0.00	\$1,887.25
Total	\$12,913.61	\$6,989.85	\$10,006.29	\$11,023.18	\$12,453.27	\$53,386.20
Columbia(R)	\$2,148.00	\$1,293.00	\$1,024.00	\$849.00	\$2,812.00	\$8,126.00
Columbia(C)	\$8,788.31	\$10,359.08	\$8,529.45	\$7,847.41	\$8,093.48	\$43,617.73
Columbia W2 (C)	\$399.00	\$263.00	\$38.00	\$20.00	\$0.00	\$720.00
Columbia W2 (R)	\$0.00	\$1,075.00	\$317.00	\$1,142.00	\$0.00	\$2,534.00
Total	\$11,335.31	\$12,990.08	\$9,908.45	\$9,858.41	\$10,905.48	\$54,997.73
Crawford(R)	\$1,346.00	\$1,008.00	\$808.00	\$995.00	\$1,218.00	\$5,375.00
Crawford(C)	\$3,973.77	\$2,878.31	\$2,735.64	\$957.00	\$1,230.00	\$11,774.72
Crawford W2 (H)	\$99.00	\$0.00	\$132.00	\$44.00	\$0.00	\$275.00
Crawford W2 (C)	\$153.00	\$126.00	\$0.00	\$0.00	\$0.00	\$279.00
Total	\$5,571.77	\$4,012.31	\$3,675.64	\$1,996.00	\$2,448.00	\$17,703.72

Dane(R)	\$37,482.00	\$36,179.00	\$38,164.00	\$33,704.00	\$44,105.00	\$189,634.00
Dane(C)	\$125,868.72	\$108,002.86	\$135,495.79	\$96,537.16	\$53,376.96	\$519,281.49
Dane W2 (R)	\$3,702.00	\$4,174.00	\$3,152.00	\$5,412.00	\$3,356.00	\$19,796.00
Dane W2 (C)	\$769.00	\$7,309.58	\$5,295.70	\$10,574.20	\$6,681.78	\$30,630.26
Total	\$167,821.72	\$155,665.44	\$182,107.49	\$146,227.36	\$107,519.74	\$759,341.75
Dodge(R)	\$1,071.00	\$313.00	\$282.00	\$227.00	\$1,776.00	\$3,669.00
Dodge(C)	\$3,701.52	\$3,430.66	\$2,453.49	\$2,908.24	\$937.44	\$13,431.35
Dodge W2 (R)	\$59.00	\$96.00	\$221.00	\$378.00	\$233.00	\$987.00
Dodge W2 (C)	\$0.00	\$672.01	\$359.00	\$88.60	\$340.46	\$1,460.07
Total	\$4,831.52	\$4,511.67	\$3,315.49	\$3,601.84	\$3,286.90	\$19,547.42
Door(R)	\$1,087.00	\$118.00	\$145.00	\$460.00	\$1,880.00	\$3,690.00
Door(C)	\$1,373.41	\$2,614.84	\$1,083.27	\$7,715.63	\$1,294.77	\$14,081.92
Door W2 (R)	\$90.00	\$91.00	\$96.00	\$116.00	\$145.00	\$538.00
Door W2 (C)	\$297.08	\$174.56	\$468.47	\$0.00	\$113.00	\$1,053.11
Total	\$2,847.49	\$2,998.40	\$1,792.74	\$8,291.63	\$3,432.77	\$19,363.03
Douglas(R)	\$5,950.00	\$5,034.00	\$4,683.00	\$5,668.00	\$7,615.00	\$28,950.00
Douglas(C)	\$10,239.23	\$11,581.30	\$15,871.62	\$8,923.00	\$10,703.30	\$57,318.45
Douglas W2 (R)	\$692.00	\$897.00	\$532.00	\$616.00	\$625.00	\$3,362.00
Douglas W2 (C)	\$702.00	\$888.20	\$432.00	\$900.00	\$1,035.25	\$3,957.45
Total	\$17,583.23	\$18,400.50	\$21,518.62	\$16,107.00	\$19,978.55	\$93,587.90
Dunn(R)	\$6,883.00	\$5,777.00	\$4,477.00	\$6,293.00	\$9,006.00	\$32,436.00
Dunn(C)	\$18,790.41	\$21,182.44	\$21,953.45	\$12,219.49	\$11,817.94	\$85,963.73
Dunn W2 (R)	\$2,340.00	\$2,287.00	\$1,227.00	\$610.00	\$344.00	\$6,808.00
Dunn W2 (C)	\$2,290.00	\$4,640.13	\$4,350.61	\$1,982.90	\$0.00	\$13,263.64
Total	\$30,303.41	\$33,886.57	\$32,008.06	\$21,105.39	\$21,167.94	\$138,471.37
EauClaire(R)	\$8,907.00	\$7,127.00	\$8,615.00	\$7,945.00	\$12,185.00	\$44,779.00
EauClaire(C)	\$43,432.83	\$23,055.30	\$26,942.31	\$15,438.43	\$24,230.09	\$133,098.96
EauClaire W2 (R)	\$1,258.00	\$974.00	\$603.00	\$176.00	\$264.00	\$3,275.00
EauClaire W2 (C)	\$1,578.00	\$1,171.00	\$2,226.00	\$1,393.10	\$181.90	\$6,550.00
Total	\$55,175.83	\$32,327.30	\$38,386.31	\$24,952.53	\$36,860.99	\$187,702.96

Florence(R)	\$1,286.00	\$618.00	\$690.00	\$733.00	\$780.00	\$4,107.00
Florence(C)	\$2,600.86	\$4,193.00	\$3,043.87	\$1,770.33	\$6,101.96	\$17,710.02
Florence W2 (R)	\$119.00	\$130.00	\$215.00	\$224.00	\$0.00	\$688.00
Florence W2 (C)	\$27.00	\$34.00	\$98.35	\$0.00	\$15.00	\$174.35
Total	\$4,032.86	\$4,975.00	\$4,047.22	\$2,727.33	\$6,896.96	\$22,679.37
Fnd du Lc(R)	\$6,611.00	\$5,837.00	\$5,074.00	\$5,317.00	\$7,342.00	\$30,181.00
Fnd du Lc(C)	\$16,324.83	\$19,812.72	\$22,898.32	\$22,389.32	\$9,889.19	\$91,314.38
Fnd du Lc W2 (R)	\$613.00	\$626.00	\$905.00	\$822.00	\$365.00	\$3,331.00
Fnd du Lc W2 (C)	\$523.00	\$1,143.30	\$2,662.70	\$552.00	\$1,935.00	\$6,816.00
Total	\$24,071.83	\$27,419.02	\$31,540.02	\$29,080.32	\$19,531.19	\$131,642.38
Forest(R)	\$110.00	\$0.00	\$0.00	\$92.00	\$0.00	\$202.00
Forest(C)	\$2,774.00	\$1,059.00	\$1,651.70	\$20.00	\$1,748.00	\$7,252.70
Forest W2 (R)	\$0.00	\$0.00	\$0.00	\$0.00	\$0.00	\$0.00
Forest W2 (C)	\$0.00	\$0.00	\$0.00	\$0.00	\$0.00	\$0.00
Total	\$2,884.00	\$1,059.00	\$1,651.70	\$112.00	\$1,748.00	\$7,454.70
Grant(R)	\$554.00	\$1,801.00	\$1,763.00	\$1,956.00	\$2,064.00	\$8,138.00
Grant(C)	\$5,807.11	\$4,976.69	\$14,311.37	\$3,437.82	\$1,615.74	\$30,148.73
Grant W2 (R)	\$0.00	\$0.00	\$0.00	\$0.00	\$0.00	\$0.00
Grant W2 (C)	\$0.00	\$0.00	\$0.00	\$0.00	\$0.00	\$0.00
Total	\$6,361.11	\$6,777.69	\$16,074.37	\$5,393.82	\$3,679.74	\$38,286.73
Green(R)	\$3,167.00	\$1,753.00	\$678.00	\$2,209.00	\$4,512.00	\$12,319.00
Green(C)	\$5,282.57	\$7,260.95	\$2,543.13	\$1,689.00	\$2,098.56	\$18,874.21
Green W2 (R)	\$0.00	\$0.00	\$0.00	\$0.00	\$0.00	\$0.00
Green W2 (C)	\$0.00	\$0.00	\$151.00	\$0.00	\$0.00	\$151.00
Total	\$8,449.57	\$9,013.95	\$3,372.13	\$3,898.00	\$6,610.56	\$31,344.21
Green Lk(R)	\$1,173.00	\$967.00	\$1,006.00	\$796.00	\$1,418.00	\$5,360.00
Green Lk(C)	\$1,033.25	\$2,229.74	\$1,373.63	\$1,344.56	\$3,390.14	\$9,371.32
Green Lk W2 (R)	\$0.00	\$126.00	\$0.00	\$714.00	\$317.00	\$1,157.00
Green Lk W2 (C)	\$43.00	\$0.00	\$0.00	\$0.00	\$0.00	\$43.00
Total	\$2,249.25	\$3,322.74	\$2,379.63	\$2,854.56	\$5,125.14	\$15,931.32

Iowa(R)	\$729.00	\$1,022.00	\$1,217.00	\$337.00	\$187.00	\$3,492.00
Iowa(C)	\$2,748.27	\$2,480.00	\$3,948.65	\$1,466.00	\$1,038.20	\$11,681.12
Iowa W2 (R)	\$136.00	\$20.00	\$132.00	\$543.00	\$0.00	\$831.00
Iowa W2 (C)	\$95.22	\$418.78	\$1,389.71	\$288.00	\$0.00	\$2,191.71
Total	\$3,708.49	\$3,940.78	\$6,687.36	\$2,634.00	\$1,225.20	\$18,195.83
Iron(R)	\$280.00	\$388.00	\$65.00	\$300.00	\$0.00	\$1,033.00
Iron(C)	\$496.62	\$549.00	\$964.70	\$594.00	\$367.85	\$2,972.17
Iron W2 (R)	\$105.00	\$30.00	\$136.00	\$0.00	\$0.00	\$271.00
Iron W2 (C)	\$156.00	\$300.00	\$0.00	\$1,227.00	\$0.00	\$1,683.00
Total	\$1,037.62	\$1,267.00	\$1,165.70	\$2,121.00	\$367.85	\$5,959.17
Jackson(R)	\$2,147.00	\$1,491.00	\$1,017.00	\$1,385.00	\$1,570.00	\$7,610.00
Jackson(C)	\$12,268.12	\$7,913.24	\$7,331.61	\$3,003.00	\$2,997.55	\$33,513.52
Jackson W2 (R)	\$1,285.00	\$391.00	\$0.00	\$66.00	\$0.00	\$1,742.00
Jackson W2 (C)	\$1,176.00	\$2,962.00	\$2,032.35	\$53.65	\$240.00	\$6,464.00
Total	\$16,876.12	\$12,757.24	\$10,380.96	\$4,507.65	\$4,807.55	\$49,329.52
Jefferson(R)	\$856.00	\$608.00	\$597.00	\$1,821.00	\$3,456.00	\$7,338.00
Jefferson(C)	\$7,931.34	\$6,093.95	\$3,778.61	\$6,295.36	\$5,742.78	\$29,842.04
Jefferson W2 (R)	\$64.00	\$305.00	\$612.00	\$448.00	\$170.00	\$1,599.00
Jefferson W2 (C)	\$629.00	\$491.00	\$1,622.72	\$1,803.54	\$914.01	\$5,460.27
Total	\$9,480.34	\$7,497.95	\$6,610.33	\$10,367.90	\$10,282.79	\$44,239.31
Juneau(R)	\$1,165.00	\$860.00	\$912.00	\$1,312.00	\$4,301.00	\$8,550.00
Juneau(C)	\$5,268.28	\$3,674.03	\$4,271.47	\$4,401.77	\$4,040.20	\$21,655.75
Juneau W2 (R)	\$631.00	\$357.00	\$216.00	\$201.00	\$99.00	\$1,504.00
Juneau W2 (C)	\$152.00	\$921.13	\$2,409.87	\$1,363.62	\$59.33	\$4,905.95
Total	\$7,216.28	\$5,812.16	\$7,809.34	\$7,278.39	\$8,499.53	\$36,615.70
Kenosha(R)	\$23,015.00	\$27,104.00	\$29,610.00	\$39,574.00	\$57,791.00	\$177,094.00
Kenosha(C)	\$52,010.37	\$46,153.73	\$63,364.13	\$42,720.66	\$49,204.39	\$253,453.28
Kenosha W2 (R)	\$319.00	\$257.00	\$181.00	\$307.00	\$306.00	\$1,370.00
Kenosha W2 (C)	\$0.00	\$135.00	\$509.35	\$0.00	\$0.00	\$644.35
Total	\$75,344.37	\$73,649.73	\$93,664.48	\$82,601.66	\$107,301.39	\$432,561.63

Kwaunee(R)	\$773.00	\$741.00	\$193.00	\$111.00	\$379.00	\$2,197.00
Kwaunee(C)	\$2,063.21	\$2,618.64	\$2,377.13	\$701.05	\$1,981.52	\$9,741.55
Kwaunee W2 (R)	\$0.00	\$0.00	\$0.00	\$0.00	\$0.00	\$0.00
Kwaunee W2 (C)	\$0.00	\$0.00	\$0.00	\$0.00	\$0.00	\$0.00
Total	\$2,836.21	\$3,359.64	\$2,570.13	\$812.05	\$2,360.52	\$11,938.55
LaCrosse(R)	\$9,508.00	\$8,121.00	\$4,692.00	\$5,751.00	\$11,676.00	\$39,748.00
LaCrosse(C)	\$38,338.96	\$35,480.86	\$30,126.43	\$13,234.76	\$12,279.49	\$129,460.50
LaCrosse W2 (R)	\$1,833.00	\$3,334.00	\$4,192.00	\$4,482.00	\$1,644.00	\$15,485.00
LaCrosse W2 (C)	\$1,637.00	\$8,128.07	\$9,075.08	\$6,874.02	\$7,731.16	\$33,445.33
Total	\$51,316.96	\$55,063.93	\$48,085.51	\$30,341.78	\$33,330.65	\$218,138.83
Lafayette(R)	\$547.00	\$906.00	\$278.00	\$198.00	\$516.00	\$2,445.00
Lafayette(C)	\$1,878.80	\$3,088.00	\$2,101.55	\$1,252.00	\$1,092.99	\$9,413.34
Lafayette W2 (R)	\$431.00	\$405.00	\$546.00	\$172.00	\$92.00	\$1,646.00
Lafayette W2 (C)	\$828.00	\$889.00	\$2,049.47	\$1,555.53	\$286.00	\$5,608.00
Total	\$3,684.80	\$5,288.00	\$4,975.02	\$3,177.53	\$1,986.99	\$19,112.34
Langlade(R)	\$2,057.00	\$1,119.00	\$663.00	\$690.00	\$2,004.00	\$6,533.00
Langlade(C)	\$4,596.68	\$5,051.73	\$8,259.94	\$408.61	\$2,357.11	\$20,674.07
Langlade W2 (R)	\$342.00	\$991.00	\$1,204.00	\$711.00	\$842.00	\$4,090.00
Langlade W2 (C)	\$562.00	\$933.00	\$1,369.34	\$3,596.71	\$914.57	\$7,375.62
Total	\$7,557.68	\$8,094.73	\$11,496.28	\$5,406.32	\$6,117.68	\$38,672.69
Lincoln(R)	\$4,563.00	\$2,747.00	\$1,034.00	\$618.00	\$1,148.00	\$10,110.00
Lincoln(C)	\$14,053.21	\$8,021.09	\$6,099.53	\$1,952.36	\$1,437.90	\$31,564.09
Lincoln W2 (R)	\$162.00	\$30.00	\$25.00	\$516.00	\$45.00	\$778.00
Lincoln W2 (C)	\$250.00	\$1,354.40	\$1,472.60	\$2,020.00	\$540.00	\$5,637.00
Total	\$19,028.21	\$12,152.49	\$8,631.13	\$5,106.36	\$3,170.90	\$48,089.09
Manitowoc(R)	\$3,093.00	\$1,763.00	\$1,155.00	\$1,665.00	\$2,848.00	\$10,524.00
Manitowoc(C)	\$22,128.61	\$18,385.93	\$10,243.61	\$2,944.75	\$4,588.36	\$58,291.26
Manitowoc W2 (R)	\$40.00	\$23.00	\$193.00	\$239.00	\$74.00	\$569.00
Manitowoc W2 (C)	\$525.00	\$612.00	\$528.00	\$1,465.85	\$0.00	\$3,130.85
Total	\$25,786.61	\$20,783.93	\$12,119.61	\$6,314.60	\$7,510.36	\$72,515.11

Marathon(R)	\$6,481.00	\$9,395.00	\$13,556.00	\$14,604.00	\$14,102.00	\$58,138.00
Marathon(C)	\$33,571.87	\$43,431.96	\$52,424.64	\$36,481.70	\$31,425.17	\$197,335.34
Marathon W2 (R)	\$1,899.00	\$4,093.00	\$2,011.00	\$2,176.00	\$207.00	\$10,386.00
Marathon W2 (C)	\$6,347.00	\$5,656.00	\$7,582.35	\$4,503.72	\$3,503.72	\$27,592.79
Total	\$48,298.87	\$62,575.96	\$75,573.99	\$57,765.42	\$49,237.89	\$293,452.13
Marinet(R)	\$3,460.00	\$4,096.00	\$4,715.00	\$5,557.00	\$9,999.00	\$27,827.00
Marinet(C)	\$10,447.83	\$19,347.52	\$37,530.91	\$22,323.93	\$27,194.75	\$116,844.94
Marinet W2 (R)	\$931.00	\$664.00	\$739.00	\$299.00	\$80.00	\$2,713.00
Marinet W2 (C)	\$5,213.42	\$9,828.35	\$10,712.07	\$7,549.47	\$5,893.00	\$39,196.31
Total	\$20,052.25	\$33,935.87	\$53,696.98	\$35,729.40	\$43,166.75	\$186,581.25
Marquet(R)	\$718.00	\$677.00	\$538.00	\$478.00	\$1,295.00	\$3,706.00
Marquet(C)	\$2,680.10	\$7,133.00	\$11,386.41	\$2,619.47	\$53,363.31	\$77,182.29
Marquet W2 (R)	\$251.00	\$216.00	\$370.00	\$303.00	\$45.00	\$1,185.00
Marquet W2 (C)	\$152.00	\$248.00	\$0.00	\$0.00	\$64.00	\$464.00
Total	\$3,801.10	\$8,274.00	\$12,294.41	\$3,400.47	\$54,767.31	\$82,537.29
Mennee(R)	\$794.00	\$366.00	\$441.00	\$1,159.00	\$4,724.00	\$7,484.00
Mennee(C)	\$2,775.02	\$1,694.00	\$1,488.70	\$692.35	\$366.65	\$7,016.72
Mennee W2 (R)	\$74.00	\$0.00	\$0.00	\$253.00	\$190.00	\$517.00
Mennee W2 (C)	\$65.00	\$18.00	\$0.00	\$0.00	\$86.80	\$169.80
Total	\$3,708.02	\$2,078.00	\$1,929.70	\$2,104.35	\$5,367.45	\$15,187.52
Milwkee(R)	\$379,392.00	\$297,569.00	\$279,565.00	\$382,533.00	\$507,291.00	\$1,846,350.00
Milwkee(C)	\$793,516.95	\$797,512.88	\$932,717.47	\$767,836.62	\$704,970.54	\$3,996,554.46
Milw Reg 1 (R)	\$1,010.00	\$973.00	\$1,346.00	\$3,019.00	\$2,019.00	\$8,367.00
Milw Reg 1 (C)	\$300.00	\$2,047.57	\$958.98	\$1,371.00	\$287.00	\$4,964.55
Milw Reg 2 (R)	\$5,687.00	\$5,298.00	\$3,330.00	\$1,913.00	\$1,610.00	\$17,838.00
Milw Reg 2 (C)	\$383.00	\$2,173.48	\$4,330.00	\$5,982.00	\$1,207.59	\$14,076.07
Milw Reg 3 (R)	\$6,186.00	\$5,715.00	\$3,198.00	\$2,952.00	\$1,742.00	\$19,793.00
Milw Reg 3 (C)	\$652.00	\$3,048.00	\$7,183.52	\$3,270.00	\$5,739.40	\$19,892.92
Milw Reg 4 (R)	\$1,976.00	\$4,012.00	\$4,084.00	\$2,422.00	\$1,429.00	\$13,923.00
Milw Reg 4 (C)	\$180.00	\$1,797.83	\$1,404.17	\$3,140.25	\$4,101.75	\$10,624.00
Milw Reg 5 (R)	\$3,822.00	\$2,567.00	\$2,736.00	\$1,791.00	\$659.00	\$11,575.00
Milw Reg 5 (C)	\$67.20	\$1,179.85	\$4,560.95	\$1,645.91	\$2,662.09	\$10,116.00
Milw Reg 6 (R)	\$5,573.00	\$5,964.00	\$5,809.00	\$4,208.00	\$3,003.00	\$24,557.00
Milw Reg 6 (C)	\$5,277.00	\$4,843.88	\$11,336.13	\$8,416.25	\$1,062.00	\$30,935.26
Total	\$1,204,022.15	\$1,134,701.49	\$1,262,559.22	\$1,190,500.03	\$1,237,783.37	\$6,029,566.26

Monroe(R)	\$2,402.00	\$2,127.00	\$1,578.00	\$3,094.00	\$2,440.00	\$11,641.00
Monroe(C)	\$6,811.80	\$9,888.82	\$7,019.61	\$12,156.17	\$6,170.40	\$42,046.80
Monroe W2 (R)	\$203.00	\$361.00	\$145.00	\$27.00	\$0.00	\$736.00
Monroe W2 (C)	\$383.00	\$139.00	\$0.00	\$225.00	\$0.00	\$747.00
Total	\$9,799.80	\$12,515.82	\$8,742.61	\$15,502.17	\$8,610.40	\$55,170.80
Oconto(R)	\$1,613.00	\$1,259.00	\$1,724.00	\$1,724.00	\$2,220.00	\$8,540.00
Oconto(C)	\$5,133.57	\$13,920.87	\$6,445.98	\$83,131.43	\$4,762.44	\$113,394.29
Oconto W2 (R)	\$98.00	\$0.00	\$270.00	\$0.00	\$0.00	\$368.00
Oconto W2 (C)	\$0.00	\$0.00	\$184.00	\$0.00	\$0.00	\$184.00
Total	\$6,844.57	\$15,179.87	\$8,623.98	\$84,855.43	\$6,982.44	\$122,486.29
Oneida(R)	\$6,983.00	\$5,144.00	\$3,589.00	\$3,661.00	\$4,395.00	\$23,772.00
Oneida(C)	\$30,933.00	\$25,505.84	\$31,748.49	\$14,303.98	\$15,642.85	\$118,134.16
Oneida W2 (R)	\$0.00	\$0.00	\$0.00	\$0.00	\$0.00	\$0.00
Oneida W2 (C)	\$0.00	\$0.00	\$0.00	\$0.00	\$0.00	\$0.00
Total	\$37,916.00	\$30,649.84	\$35,337.49	\$17,964.98	\$20,037.85	\$141,906.16
Outagmie(R)	\$7,709.00	\$8,068.00	\$6,961.00	\$7,915.00	\$15,609.00	\$46,262.00
Outagmie(C)	\$33,712.13	\$29,097.81	\$28,589.01	\$25,252.08	\$30,151.80	\$146,802.83
Outagmie W2 (R)	\$2,461.00	\$3,468.00	\$3,163.00	\$1,959.00	\$391.00	\$11,442.00
Outagmie W2 (C)	\$1,673.00	\$2,383.88	\$3,398.12	\$2,239.41	\$3,456.66	\$13,151.07
Total	\$45,555.13	\$43,017.69	\$42,111.13	\$37,365.49	\$49,608.46	\$217,657.90
Ozaukee(R)	\$742.00	\$524.00	\$113.00	\$374.00	\$1,193.00	\$2,946.00
Ozaukee(C)	\$1,818.57	\$2,530.00	\$825.99	\$1,366.25	\$3,045.86	\$9,586.67
Ozaukee W2 (R)	\$0.00	\$0.00	\$0.00	\$0.00	\$0.00	\$0.00
Ozaukee W2 (C)	\$0.00	\$0.00	\$0.00	\$0.00	\$0.00	\$0.00
Total	\$2,560.57	\$3,054.00	\$938.99	\$1,740.25	\$4,238.86	\$12,532.67
Pepin(R)	\$708.00	\$119.00	\$725.00	\$563.00	\$369.00	\$2,484.00
Pepin(C)	\$928.83	\$1,507.08	\$1,336.31	\$1,091.40	\$418.69	\$5,282.31
Pepin W2 (R)	\$30.00	\$23.00	\$0.00	\$0.00	\$0.00	\$53.00
Pepin W2 (C)	\$0.00	\$196.00	\$247.00	\$0.00	\$0.00	\$443.00
Total	\$1,666.83	\$1,845.08	\$2,308.31	\$1,654.40	\$787.69	\$8,262.31

Pierce(R)	\$460.00	\$427.00	\$126.00	\$374.00	\$238.00	\$1,625.00
Pierce(C)	\$1,422.44	\$1,459.51	\$3,196.37	\$938.70	\$1,249.42	\$8,266.44
Pierce W2 (R)	\$0.00	\$74.00	\$2.00	\$0.00	\$0.00	\$76.00
Pierce W2 (C)	\$0.00	\$497.00	\$0.00	\$0.00	\$0.00	\$497.00
Total	\$1,882.44	\$2,457.51	\$3,324.37	\$1,312.70	\$1,487.42	\$10,464.44
Polk(R)	\$4,490.00	\$3,037.00	\$1,876.00	\$2,561.00	\$2,761.00	\$14,725.00
Polk(C)	\$12,910.50	\$18,015.65	\$13,585.21	\$12,113.74	\$8,530.34	\$65,155.44
Polk W2 (R)	\$186.00	\$273.00	\$818.00	\$988.00	\$28.00	\$2,293.00
Polk W2 (C)	\$65.00	\$0.00	\$0.00	\$627.00	\$443.33	\$1,135.33
Total	\$17,651.50	\$21,325.65	\$16,279.21	\$16,289.74	\$11,762.67	\$83,308.77
Portage(R)	\$5,002.00	\$5,433.00	\$5,439.00	\$3,995.00	\$3,862.00	\$23,731.00
Portage(C)	\$36,124.55	\$39,651.90	\$4,805.93	\$29,323.40	\$15,052.58	\$124,958.36
Portage W2 (R)	\$1,196.00	\$1,077.00	\$1,260.00	\$815.00	\$640.00	\$4,988.00
Portage W2 (C)	\$1,443.24	\$4,001.16	\$9,814.46	\$2,303.78	\$2,194.95	\$19,757.59
Total	\$43,765.79	\$50,163.06	\$21,319.39	\$36,437.18	\$21,749.53	\$173,434.95
Price(R)	\$338.00	\$599.00	\$427.00	\$104.00	\$570.00	\$2,038.00
Price(C)	\$2,583.05	\$3,023.61	\$1,832.34	\$1,535.79	\$631.00	\$9,605.79
Price W2 (R)	\$0.00	\$0.00	\$0.00	\$0.00	\$0.00	\$0.00
Price W2 (C)	\$0.00	\$0.00	\$0.00	\$0.00	\$0.00	\$0.00
Total	\$2,921.05	\$3,622.61	\$2,259.34	\$1,639.79	\$1,201.00	\$11,643.79
Racine(R)	\$24,224.00	\$26,957.00	\$27,628.00	\$28,681.00	\$38,516.00	\$146,006.00
Racine(C)	\$59,179.49	\$60,401.88	\$80,638.16	\$50,406.42	\$30,594.30	\$281,220.25
Racine W2 (R)	\$1,480.00	\$5,009.00	\$8,954.00	\$6,639.00	\$2,826.00	\$24,908.00
Racine W2 (C)	\$272.00	\$1,801.00	\$4,175.52	\$6,563.50	\$4,518.02	\$17,330.04
Total	\$85,155.49	\$94,168.88	\$121,395.68	\$92,289.92	\$76,454.32	\$469,464.29
Richland(R)	\$1,651.00	\$1,633.00	\$1,414.00	\$1,445.00	\$1,922.00	\$8,065.00
Richland(C)	\$8,860.98	\$9,653.29	\$7,452.97	\$3,446.71	\$5,725.30	\$35,139.25
Richland W2 (R)	\$0.00	\$0.00	\$0.00	\$0.00	\$0.00	\$0.00
Richland W2 (C)	\$0.00	\$28.00	\$0.00	\$0.00	\$0.00	\$28.00
Total	\$10,511.98	\$11,314.29	\$8,866.97	\$4,891.71	\$7,647.30	\$43,232.25

Rock(R)	\$20,102.00	\$14,808.00	\$17,061.00	\$25,828.00	\$32,977.00	\$110,776.00
Rock(C)	\$70,653.19	\$65,590.83	\$60,213.96	\$38,621.29	\$36,119.95	\$271,199.22
Rock W2 (R)	\$6,194.00	\$7,819.00	\$5,998.00	\$6,273.00	\$2,729.00	\$29,013.00
Rock W2 (C)	\$3,417.82	\$11,047.43	\$7,588.05	\$6,817.82	\$5,356.40	\$34,227.52
Total	\$100,367.01	\$99,265.26	\$90,861.01	\$77,540.11	\$77,182.35	\$445,215.74
Rusk(R)	\$1,358.00	\$829.00	\$586.00	\$263.00	\$805.00	\$3,841.00
Rusk(C)	\$3,033.02	\$3,895.65	\$1,546.72	\$2,939.55	\$272.00	\$11,686.94
Rusk W2 (R)	\$543.00	\$715.00	\$67.00	\$0.00	\$0.00	\$1,325.00
Rusk W2 (C)	\$919.00	\$66.00	\$1,227.00	\$834.00	\$0.00	\$3,046.00
Total	\$5,853.02	\$5,505.65	\$3,426.72	\$4,036.55	\$1,077.00	\$19,898.94
St. Croix(R)	\$1,875.00	\$982.00	\$1,855.00	\$1,636.00	\$2,634.00	\$8,982.00
St. Croix(C)	\$15,482.90	\$17,340.29	\$9,965.83	\$2,973.94	\$9,331.77	\$55,094.73
St. Croix W2 (R)	\$120.00	\$48.00	\$60.00	\$127.00	\$30.00	\$385.00
St. Croix W2 (C)	\$720.00	\$135.00	\$1,150.00	\$0.00	\$753.00	\$2,758.00
Total	\$18,197.90	\$18,505.29	\$13,030.83	\$4,736.94	\$12,748.77	\$67,219.73
Sauk(R)	\$2,473.00	\$1,131.00	\$483.00	\$979.00	\$2,034.00	\$7,100.00
Sauk(C)	\$10,001.19	\$7,357.10	\$9,559.32	\$7,354.29	\$9,135.97	\$43,407.87
Sauk W2 (R)	\$680.00	\$492.00	\$526.00	\$276.00	\$70.00	\$2,044.00
Sauk W2 (C)	\$0.00	\$674.00	\$1,158.70	\$1,785.65	\$648.00	\$4,266.35
Total	\$13,154.19	\$9,654.10	\$11,727.02	\$10,394.94	\$11,887.97	\$56,818.22
Sawyer(R)	\$5,048.00	\$7,786.00	\$5,862.00	\$5,917.00	\$6,671.00	\$31,284.00
Sawyer(C)	\$15,325.30	\$18,792.00	\$19,121.13	\$8,544.13	\$17,768.41	\$79,550.97
Sawyer W2 (R)	\$116.00	\$346.00	\$208.00	\$140.00	\$0.00	\$810.00
Sawyer W2 (C)	\$100.00	\$89.82	\$5,449.35	\$1,988.65	\$100.31	\$7,728.13
Total	\$20,589.30	\$27,013.82	\$30,640.48	\$16,589.78	\$24,539.72	\$119,373.10
Shawano(R)	\$4,429.00	\$1,182.00	\$1,488.00	\$2,975.00	\$4,461.00	\$14,535.00
Shawano(C)	\$8,441.58	\$12,745.26	\$9,718.62	\$9,245.10	\$7,756.50	\$47,907.06
Shawano W2 (R)	\$174.00	\$253.00	\$208.00	\$148.00	\$20.00	\$803.00
Shawano W2 (C)	\$0.00	\$10.00	\$200.00	\$426.00	\$0.00	\$636.00
Total	\$13,044.58	\$14,190.26	\$11,614.62	\$12,794.10	\$12,237.50	\$63,881.06

Sheboyn(R)	\$7,374.00	\$7,003.00	\$5,821.00	\$4,638.00	\$10,300.00	\$35,136.00
Sheboyn(C)	\$31,820.90	\$35,050.22	\$20,845.22	\$18,905.30	\$19,155.33	\$125,776.97
Sheboyn W2 (R)	\$101.00	\$746.00	\$173.00	\$0.00	\$0.00	\$1,020.00
Sheboyn W2 (C)	\$246.00	\$1,595.00	\$586.00	\$747.00	\$0.00	\$3,174.00
Total	\$39,541.90	\$44,394.22	\$27,425.22	\$24,290.30	\$29,455.33	\$165,106.97
Taylor(R)	\$449.00	\$1,047.00	\$476.00	\$329.00	\$730.00	\$3,031.00
Taylor(C)	\$1,715.25	\$716.76	\$832.84	\$1,936.00	\$2,808.00	\$8,008.85
Taylor W2 (R)	\$0.00	\$40.00	\$0.00	\$0.00	\$0.00	\$40.00
Taylor W2 (C)	\$0.00	\$0.00	\$81.00	\$0.00	\$0.00	\$81.00
Total	\$2,164.25	\$1,803.76	\$1,389.84	\$2,265.00	\$3,538.00	\$11,160.85
Trempe(R)	\$1,133.00	\$1,041.00	\$847.00	\$1,190.00	\$1,551.00	\$5,762.00
Trempe(C)	\$3,380.12	\$6,700.08	\$8,586.12	\$4,594.03	\$1,676.63	\$24,936.98
Trempe W2 (R)	\$20.00	\$0.00	\$151.00	\$0.00	\$0.00	\$171.00
Trempe W2 (C)	\$105.00	\$0.00	\$184.00	\$0.00	\$0.00	\$289.00
Total	\$4,638.12	\$7,741.08	\$9,768.12	\$5,784.03	\$3,227.63	\$31,158.98
Vernon(R)	\$586.00	\$187.00	\$227.00	\$854.00	\$1,546.00	\$3,400.00
Vernon(C)	\$1,789.16	\$2,450.66	\$7,732.22	\$294.74	\$1,452.00	\$13,718.78
Vernon W2 (R)	\$0.00	\$0.00	\$0.00	\$0.00	\$0.00	\$0.00
Vernon W2 (C)	\$0.00	\$38.00	\$0.00	\$250.00	\$0.00	\$288.00
Total	\$2,375.16	\$2,675.66	\$7,959.22	\$1,398.74	\$2,998.00	\$17,406.78
Vilas(R)	\$517.00	\$2,547.00	\$592.00	\$585.00	\$664.00	\$4,905.00
Vilas(C)	\$3,511.29	\$1,770.00	\$6,949.23	\$4,126.87	\$891.00	\$17,248.39
Vilas W2 (R)	\$0.00	\$0.00	\$0.00	\$0.00	\$0.00	\$0.00
Vilas W2 (C)	\$0.00	\$0.00	\$0.00	\$0.00	\$0.00	\$0.00
Total	\$4,028.29	\$4,317.00	\$7,541.23	\$4,711.87	\$1,555.00	\$22,153.39
Walworth(R)	\$3,333.00	\$1,542.00	\$1,885.00	\$3,071.00	\$5,539.00	\$15,370.00
Walworth(C)	\$22,923.27	\$14,759.39	\$23,352.17	\$2,378.56	\$4,652.03	\$68,065.42
Walworth W2 (R)	\$1,504.00	\$1,727.00	\$1,207.00	\$2,019.00	\$1,077.00	\$7,534.00
Walworth W2 (C)	\$2,702.00	\$5,383.00	\$11,916.76	\$3,039.20	\$3,673.85	\$26,714.81
Total	\$30,462.27	\$23,411.39	\$38,360.93	\$10,507.76	\$14,941.88	\$117,684.23

Washbrn(R)	\$1,047.00	\$1,177.00	\$482.00	\$1,104.00	\$1,392.00	\$5,202.00
Washbrn(C)	\$7,179.10	\$5,050.51	\$4,052.54	\$2,384.25	\$2,459.57	\$21,125.97
Washbrn W2 (R)	\$0.00	\$60.00	\$148.00	\$1,077.00	\$661.00	\$1,946.00
Washbrn W2 (C)	\$72.00	\$165.00	\$770.00	\$739.70	\$1,044.12	\$2,790.82
Total	\$8,298.10	\$6,452.51	\$5,452.54	\$5,304.95	\$5,556.69	\$31,064.79
Wshngtn(R)	\$3,416.00	\$2,213.00	\$1,618.00	\$3,094.00	\$7,527.00	\$17,868.00
Wshngtn(C)	\$14,764.06	\$11,895.51	\$11,828.08	\$9,395.47	\$10,056.43	\$57,939.55
Wshngtn W2 (R)	\$1,101.00	\$2,061.00	\$3,415.00	\$4,396.00	\$1,773.00	\$12,746.00
Wshngtn W2 (C)	\$1,047.00	\$4,235.60	\$4,951.37	\$3,849.70	\$3,327.96	\$17,411.63
Total	\$20,328.06	\$20,405.11	\$21,812.45	\$20,735.17	\$22,684.39	\$105,965.18
Wauksha(R)	\$6,132.00	\$7,521.00	\$8,623.00	\$8,911.00	\$12,376.00	\$43,563.00
Wauksha(C)	\$53,831.55	\$47,320.71	\$58,017.07	\$35,086.32	\$22,444.94	\$216,700.59
Wauksha W2 (R)	\$684.00	\$331.00	\$245.00	\$174.00	\$176.00	\$1,610.00
Wauksha W2 (C)	\$1,101.00	\$1,687.00	\$928.35	\$1,282.25	\$1,339.59	\$6,338.19
Total	\$61,748.55	\$56,859.71	\$67,813.42	\$45,453.57	\$36,336.53	\$268,211.78
Waupaca(R)	\$2,070.00	\$2,840.00	\$2,176.00	\$2,357.00	\$6,290.00	\$15,733.00
Waupaca(C)	\$19,264.50	\$10,328.51	\$18,280.25	\$13,795.93	\$16,040.36	\$77,709.55
Waupaca W2 (R)	\$321.00	\$99.00	\$0.00	\$54.00	\$645.00	\$1,119.00
Waupaca W2 (C)	\$0.00	\$513.39	\$0.00	\$0.00	\$0.00	\$513.39
Total	\$21,655.50	\$13,780.90	\$20,456.25	\$16,206.93	\$22,975.36	\$95,074.94
Wausshara(R)	\$1,304.00	\$1,010.00	\$946.00	\$716.00	\$3,369.00	\$7,345.00
Wausshara(C)	\$10,039.26	\$6,421.20	\$3,793.30	\$6,726.71	\$5,740.80	\$32,721.27
Wausshara W2 (R)	\$0.00	\$204.00	\$151.00	\$90.00	\$95.00	\$540.00
Wausshara W2 (C)	\$0.00	\$375.00	\$0.00	\$91.00	\$0.00	\$466.00
Total	\$11,343.26	\$8,010.20	\$4,890.30	\$7,623.71	\$9,204.80	\$41,072.27
Winnbgo(R)	\$9,210.00	\$5,512.00	\$3,563.00	\$4,475.00	\$6,698.00	\$29,458.00
Winnbgo(C)	\$28,791.52	\$37,408.03	\$30,032.24	\$10,012.99	\$7,591.98	\$113,836.76
Winnbgo W2 (R)	\$1,605.00	\$744.00	\$2,431.00	\$2,528.00	\$1,327.00	\$8,635.00
Winnbgo W2 (C)	\$1,548.00	\$2,555.58	\$2,809.35	\$6,148.19	\$1,797.62	\$14,858.74
Total	\$41,154.52	\$46,219.61	\$38,835.59	\$23,164.18	\$17,414.60	\$166,788.50

Wood(R)	\$6,371.00	\$3,487.00	\$2,333.00	\$3,269.00	\$5,859.00	\$21,319.00
Wood(C)	\$14,278.56	\$11,745.88	\$9,527.34	\$9,185.49	\$6,091.69	\$50,828.96
Wood W2 (R)	\$1,429.00	\$2,129.00	\$2,766.00	\$2,019.00	\$1,113.00	\$9,456.00
Wood W2 (C)	\$1,175.00	\$5,925.05	\$2,108.24	\$1,471.76	\$1,118.00	\$11,798.05
Total	\$23,253.56	\$23,286.93	\$16,734.58	\$15,945.25	\$14,181.69	\$93,402.01
Red Cliff(R)	\$1,045.00	\$705.00	\$362.00	\$570.00	\$233.00	\$2,915.00
Red Cliff(C)	\$109.00	\$50.00	\$260.00	\$2,542.00	\$2,860.00	\$5,821.00
Total	\$1,154.00	\$755.00	\$622.00	\$3,112.00	\$3,093.00	\$8,736.00
Stk-Mns(R)	\$0.00	\$100.00	\$558.00	\$406.00	\$112.00	\$1,176.00
Stk-Mns(C)	\$0.00	\$672.00	\$607.00	\$217.25	\$1,344.80	\$2,841.05
Total	\$0.00	\$772.00	\$1,165.00	\$623.25	\$1,456.80	\$4,017.05
Lac du Fl(R)	\$2,210.00	\$1,806.00	\$1,073.00	\$99.00	\$812.00	\$6,000.00
Lac du Fl(C)	\$108.00	\$2,597.00	\$585.00	\$288.00	\$1,021.00	\$4,599.00
Lac du Fl W2 (R)	\$0.00	\$0.00	\$0.00	\$0.00	\$0.00	\$0.00
Lac du Fl W2 (C)	\$0.00	\$0.00	\$0.00	\$0.00	\$0.00	\$0.00
Total	\$2,318.00	\$4,403.00	\$1,658.00	\$387.00	\$1,833.00	\$10,599.00
Bad Rvr(R)	\$58.00	\$0.00	\$0.00	\$32.00	\$120.00	\$210.00
Bad Rvr(C)	\$31.12	\$0.00	\$609.23	\$0.00	\$0.00	\$640.35
Bad Rvr W2 (R)	\$68.00	\$189.00	\$139.00	\$103.00	\$45.00	\$544.00
Bad Rvr W2 (C)	\$0.00	\$0.00	\$0.00	\$0.00	\$0.00	\$0.00
Total	\$157.12	\$189.00	\$748.23	\$135.00	\$165.00	\$1,394.35
Sokaogon(R)	\$0.00	\$0.00	\$0.00	\$0.00	\$23.00	\$23.00
Sokaogon(C)	\$0.00	\$0.00	\$0.00	\$0.00	\$0.00	\$0.00
Total	\$0.00	\$0.00	\$0.00	\$0.00	\$23.00	\$23.00
Onieda(R)	\$1,408.00	\$1,438.00	\$1,717.00	\$1,089.00	\$2,456.00	\$8,108.00
Onieda(C)	\$1,932.65	\$5,519.00	\$5,150.59	\$929.15	\$1,651.97	\$15,183.36
Onieda W2 (R)	\$201.00	\$335.00	\$988.00	\$578.00	\$1,551.00	\$3,653.00
Onieda W2 (C)	\$0.00	\$798.00	\$669.00	\$209.00	\$1,877.80	\$3,553.80
Total	\$3,541.65	\$8,090.00	\$8,524.59	\$2,805.15	\$7,536.77	\$30,498.16
TOTALS	\$2,748,246.30	\$2,713,211.21	\$2,897,269.95	\$2,510,901.29	\$2,516,927.77	\$13,386,556.52