

# 2003 Joint Committee on Audit

## Regulation and Licensing Credentialing Fees

03hr\_JC-Au\_Misc\_pt13a through pt13c

**STATE OF WISCONSIN**

**Department of Regulation and Licensing**

**Fee Study**

**MAY 13, 2003**

**Grant Thornton **

STATE OF WISCONSIN  
Department of Regulation and Licensing  
Fee Study  
May 13, 2003

**BACKGROUND**

The Wisconsin Department of Regulation and Licensing (the Department) engaged Grant Thornton LLP in April 2003 to conduct a study of the fees charged for new and renewal credentials. The Department regulates more than 130 occupations with over 300,000 new and renewed credentials issued in each biennial cycle. Its budget, which is based entirely on fees generated, was approximately \$23.0 million for the 2001-03 biennium and included approximately 126 employees. The Department conducted the study to provide support that each occupation regulated by the Department is assessed appropriately given the costs incurred for credentialing and regulation of that profession, and to meet the requirements of Wisconsin State Statutes Chapter 440, as follows:

The department shall include all of the following with each biennial budget request that it makes under s. 16.42:

440.03(9)(a)

(a) A recalculation of the administrative and enforcement costs of the department that are attributable to the regulation of each occupation or business under chs. 440 to 480 and that are included in the budget request.

440.03(9)(b)

(b) A recommended change to each fee specified under s. 440.05 (1) for an initial credential for which an examination is not required, under s. 440.05 (2) for a reciprocal credential and under s. 440.08 (2) (a) for a credential renewal if the change is necessary to reflect the approximate administrative and enforcement costs of the department that are attributable to the regulation of the particular occupation or business during the period in which the initial or reciprocal credential or credential renewal is in effect and, for purposes of the recommended change to each fee specified under s. 440.08 (2) (a) for a credential renewal, to reflect an estimate of any additional moneys available for the department's general program operations, during the budget period to which the biennial budget request applies, as a result of appropriation transfers that have been or are estimated to be made under s. 20.165 (1) (i) prior to and during that budget period.

The focus of our study was the creation of a spreadsheet-based model to allocate the Department's budget in a way that fairly represents the actual cost of performing the licensing and regulatory services for each occupation. For each profession, we computed the costs associated with initial licensing as well as costs for supporting certificate-holders (including holders of reciprocal credentials) after issuing the first license. These renewal costs include not only the activities associated with processing the renewal itself, but also the great majority of enforcement activities, since enforcement actions relate primarily to existing credential-holders rather than new ones.

STATE OF WISCONSIN  
Department of Regulation and Licensing

Fee Study  
May 13, 2003

In this report, we will summarize the approach used to allocate the costs of each unit within the Department. The model allocates costs as projected for fiscal year 2007 in order to mitigate the fee adjustment process to a four year cycle.

Grant Thornton worked closely with the managers and supervisors in the Department to identify allocation methodologies that:

- Utilized data that was already available or could be gathered within the time period encompassed by our study, and
- Represented a reasonable approach for associating Department costs with a particular occupation.

Because personnel costs are a substantial majority of all Department costs, much of our effort involved finding ways to assign the time spent by the 119 employees in the Department funded from license fees with the professions that they license and regulate. Most employees do not keep detailed records of their time. If detailed time records were not available, we interviewed supervisors to obtain their best estimates of time spent by their staff for each occupation the staff member supports (some staff members specialize in one or a small group of occupations). Where time records were available for a significant portion of the employees' time, it was assumed that the time as allocated in those records was representative of all of those employees' time. In still other cases, means other than time records or estimates were considered more accurate for allocating employee time, as explained in more detail later in this report.

The Department's work load for a particular occupation can vary between the two years within a biennium, because most occupations are granted two-year licenses, we asked managers and supervisors to consider a two-year period in supplying us with time records and estimates. When a division's management had information suggesting that the time spent during the current biennium was not representative of the effort typically required to support a given occupation, we asked them to "normalize" the data, i.e., to adjust the estimates or records to show a pattern more likely to occur over the next four years. A relatively small number of occupations were affected by this normalization process.

The affect on the allocation of costs to fees of extraordinary regulatory time activity suggests that a truer allocation of costs could be calculated by using the data from a longer period to set annual and biennial fees. The Department believes, in the future, a four-year period would provide the normalizing effect without the need to adjust data for any one year.

To prepare for future studies of this type, we recommend that the Department implement a more comprehensive system for recording the time of each employee who performs services that can be associated with specific occupations. Given the high percentage of Department

STATE OF WISCONSIN  
Department of Regulation and Licensing

Fee Study  
May 13, 2003

costs related directly to employees, accurate time records will enhance the precision with which costs can be allocated. It would seem appropriate to implement an expanded time-keeping process as of the new fiscal year that begins July 1, 2003.

STATE OF WISCONSIN  
Department of Regulation and Licensing  
Fee Study  
May 13, 2003

### ALLOCATION METHODOLOGY

The following methodology was used to allocate costs and estimate the number of new and renewal credentials to be issued over the period of a biennium:

#### General

- Actual licenses issued during the two-year period between May 1, 2001 and April 30, 2003 were used to estimate the number of new and renewed licenses to be issued for the next two biennia. Department staff have compared numbers of credentials processed for past biennia and have found that the numbers are very consistent from one time period to the next (attrition is approximately equal to new additions).
- Salary, overhead, and fringe costs from the Office of the Secretary, Division of Management Services, and certain general overhead costs are allocated equally to all professions based on total issued licenses for the above 2-year period. As a result, approximately 13 percent of these costs are allocated to new licenses and 87 percent are allocated to renewed licenses (which is equal to the proportion of new licenses to renewed licenses issued over that period).
- Occupancy and other infrastructure related costs were allocated on a per employee basis. It is assumed that employees share in the use of these costs equally. These costs are then allocated in the manner in which each employee's salary and fringe costs are allocated.
- Historical time allocation estimates and other historical board and occupational level statistics are assumed to be the best estimate of future time allocations and other statistics. In a small number of circumstances, based on discussion with management, these estimates were adjusted for abnormalities to reflect activity at the occupational level in a typical year.
- Fees are calculated to cover estimated expenses for the last year of the four-year study period (FY 2007.)
- Licenses that do not require renewals (Engineer-in-Training, Agents for Burial Agreements, etc.) required the allocation of all costs to the new credential fee for that license.
- Salary expense for Department employees are projected to increase 5.5% and 1.0% in the next two biennia, respectively, based on negotiated contracts.
- General costs are assumed to increase 3 percent annually.

#### Division of Professional Credentialing

- Allocation of salary, fringe, and overhead expenses is based on employee assignments to specific occupations and employees' and supervisors' best estimates of time allocations for new credentialing staff.

STATE OF WISCONSIN  
Department of Regulation and Licensing

Fee Study  
May 13, 2003

- Position #002405, a new credential staff, spends a portion of his time on processing new credentials, and a portion of his time on renewals. This is reflected in his time allocation.
- Renewal and receiving staff expenses (Position #'s 009906, 038952, 309709, 315351, 301067) are allocated equally to each renewal licensee.
- The costs for supervisory and division wide support staff (Position #'s 03211, 039222, and 300413) are divided equally to each of the other division employees and included in their costs as overhead.
- Position # 326988 and 039222 spend 25% of their time supervising (allocated evenly to employee overhead) and 75% on new credentialing (allocated based on time estimates.)
- A number of professions (Electrology Instructors, School of Aesthetics, School of Electrology, Fund Raising Counsel, and Soil Scientists) did not have any new credentials issued for the time period studied. As a result, our costing method did not generate any fee for these professions. Management provided the fees presented for these professions using the allocation of costs to professions with similar credentialing needs

#### Division of Board Services

- It is assumed the Administrative Policy Advisor, Executive Staff Assistant, and Support Staff spend the majority of their time in support of the Division Administrator and Bureau Directors; therefore the costs of these support staff was spread evenly over the Division Administrator and Bureau Directors.
- Time estimates provided by the Division Administrator and Bureau Directors were used to allocate their costs (salary, fringe, overhead, and allocated cost of the Administrative Policy Advisor, Executive Staff Assistant, and Support Staff) to the Board level.
- Travel costs incurred by the Boards were allocated to the board level by looking at actual Fiscal Year 2001-2002 expenses by Board.
- Costs captured at the Board level (both Salary, Fringe and Overhead as well as Board travel expenses) were then allocated to the professions regulated by the Boards proportional to the number of licenses issued (during the two year period ending April 30, 2003), for each profession within that Board.

#### Division of Enforcement

- The Business and Health Team salary, fringe, and overhead expenses are allocated based on individual time tracking to the board level. The RISAM (Reception, Records, Intake, Screening, Auditing and Monitoring) Team salary, fringe, and overhead expenses are allocated based on a number of different statistics tracked by subgroups within RISAM as detailed below.

STATE OF WISCONSIN  
Department of Regulation and Licensing

Fee Study  
May 13, 2003

- It is assumed the Administrator and her support staff support the entire Division of Enforcement, and therefore their costs were allocated equally among all other DOE employees.
- It is assumed the Business and Health Team Supervisors support the staff managed, and therefore their costs were allocated equally among all other Business and Health Team employees.
- Approximately 55 – 60 percent of the time of the Business and Health Team is billed (recorded time) to the Board or Board Section level. This cost is captured by employee type (attorney, paralegal, consumer protection investigator (CPI)). It was assumed that 100 percent of the costs of these employees should be allocated to the Board level in the same proportion as the 55 – 60 percent billed. Costs allocated to the Board or Board section level were then allocated to the individual professions by the number of occupational level respondents within that Board for the two year period ending December 31, 2002.
- Time spent on "Unlicensed Practice" is not currently assigned to an individual registration type or board. Therefore this time is assumed to mirror the allocation of each staff member's recorded time charged to the registration type or board level.
- Individuals who split their time between the Business and Health Team and RISAM were assumed to spend 100 percent of their time in the position that represented the majority of their time. Consequently, in allocating the costs of the RISAM supervisor, no cost was allocated to those individuals who report spending a larger portion of their time in the Business and Health Team and had therefore been included in the Business and Health Team pool rather than allocated as part of RISAM.
- The RISAM supervisor was allocated equally over all RISAM staff, the RISAM Program Assistant Supervisor was allocated equally over all intake staff, and the reception and general and administration staff were allocated equally over intake, monitoring and audit staff.
- Intake staff costs were allocated to occupations by the number of occupational level respondents for the two-year period ending December 31, 2002. This assumes individual respondents, on average, require a similar level of effort through the intake process.
- Monitoring staff costs were allocated to occupations by the current number of licensees being monitored. This assumes, on average, each monitored licensee takes a similar level of effort to monitor.
- Audit staff costs were allocated to occupations by the number of audits performed for each occupation during the two-year period ending December 31, 2002. This assumes individual audits, on average, take a similar level of effort
- Expenses related to the Division of Enforcement were allocated to the professions in the same proportion as DOE salaries, fringe and overhead costs.

**Office of Management Services**

- The Human Resource staff (HR Director and Payroll Specialist) support all employees of the Department of Regulation and Licensing equally; therefore their costs are equally spread over all employees of the Department.



STATE OF WISCONSIN  
Department of Regulation and Licensing

Fee Study  
May 13, 2003

- The remainder of salary, overhead, and fringe expense in the Division of Management Services is spread equally over the total number of new and renewal licenses (total issued licenses.)

**Office of Legal Counsel (OLC)**

- OLC staff estimates that 70% of their time is spent as General Counsel to professionals – this time was allocated per staff time estimates to the occupational level.
- 30 percent of OLC staff time is estimated to be spent as administrative law judges and was allocated to occupations according to the number of contested cases for each occupation (between July 2001 and March 2003). The allocation method assumes, on average, contested cases take a similar length of time, and historical numbers of contested cases are representative of future number of contested cases.
- Since position # 319991 supports the office of the secretary 85 percent of the time, 85 percent is allocated to that office.
- The remaining 15 percent of time for position # 319991 is allocated based on time estimate.
- Expenses related to the Office of Legal Counsel were allocated to the professions in the same proportion as OLC salaries, fringe and overhead costs.

**Impaired Professional Program**

- Total costs for the Impaired Professional Program are equal to the salary, fringe, and overhead for one FTE PA 3 position (# 314863).
- The allocation of costs is based on the current number of active participants (at the occupational level) in the program.

**Office of the Secretary**

- The Office of the Secretary oversees and supervises the operations of the entire Department of Regulation and Licensing, and therefore the salary, overhead, and fringe expense of the Office of the Secretary is spread equally over the total number of new and renewed licenses (total issued licenses.)

**FEE SCHEDULE AND SUPPORTING DOCUMENTS**

The fee schedule and support documents are provided on the following pages.

STATE OF WISCONSIN  
Department of Regulation and Licensing  
Fee Study  
May 13, 2003

**List of supporting source documentation:**

Fiscal Year 2003 Registration Fee Table  
Salary and Fringe Information by Position Number  
Office of Legal Counsel – Allocation of Time by Profession  
Office of Legal Counsel – Number of Contested Cases (January 2001 through March 31, 2003)  
Impaired Professionals Program – Number of Active Participants  
Division of Enforcement – Case Respondent Statistics by Registration Type (Calendar year 2001 – 2002)  
Division of Enforcement – Billing/Time Totals by Attorney, Investigator, and Paralegal for the Years 2001 and 2002  
Division of Enforcement – Audit Program Statistics  
Division of Enforcement – Monitoring Program Statistics  
Division of Enforcement – Time Allocation Summary  
Fiscal Year 2002 Supplies and Equipment Costs  
Budgeted Building Costs  
Board Travel Expenses (Fiscal Year 2001-2002)  
Division of Enforcement Cost Initiatives  
Summary of IT Initiatives, Cost Projections (Fiscal Year 2004 – 2007)



State of Wisconsin \ LEGISLATIVE AUDIT BUREAU

JANICE MUELLER  
STATE AUDITOR

22 E. MIFFLIN ST., STE. 500  
MADISON, WISCONSIN 53703  
(608) 266-2818  
FAX (608) 267-0410  
Leg.Audit.Info@legis.state.wi.us

DATE: September 24, 2003

TO: Senator Carol A. Roessler and  
Representative Suzanne Jeskewitz, Co-chairpersons  
Joint Legislative Audit Committee

FROM: Janice Mueller  
State Auditor *Janice Mueller*

SUBJECT: Proposed Audit of the Department of Regulation and Licensing's  
Credentialing Fees—Background Information

At your request, we have gathered some background information the Joint Legislative Audit Committee may find useful in considering an audit of credentialing fees set by the Department of Regulation and Licensing. During the 2003-2005 biennial budget process, the Department indicated that their current methodology for establishing credentialing fees was inadequate and that it was not possible to determine whether fees were accurately representing the Department's costs. Subsequently, the Legislature inserted a proposal in the budget bill for the Legislative Audit Bureau to conduct an evaluation of the Department's credentialing fees, which was included in 2003 Wisconsin Act 33.

Created in 1967, the Department of Regulation and Licensing provides centralized administrative service to 25 boards, examining boards, and affiliated credentialing boards that regulate certain occupations and businesses to ensure that the public's health, safety, and welfare are adequately protected. In addition, the Department shares authority with several boards or directly regulates several businesses.

The Department and its attached boards issue credentials—such as licenses, certificates, registrations, or permits—to regulated occupations and businesses, for which there may be three separate charges. First, all applicants must pay a standard fee for initial credentials. Second, for those occupations that require an examination, the Department establishes a fee that reflects the estimated cost of administering the examination. Third, the Department charges credentialing renewal fees every two years for most occupations. Since the 1991-93 biennium, the Department has used two components to determine the renewal fee for a given occupation or business: a fixed administrative cost component, and a variable cost component that reflects the Department's enforcement costs for a given occupation or business.

In fiscal year (FY) 2003-04, the Department's total budget is \$11.1 million, funded entirely from program revenues. The largest source of funding for the Department's operations is credential issuance and renewal fees. The Department also receives funds raised from the sale of study

guides, penalties charged for late renewals, and fees for wall certificates, reciprocal credentials, and the endorsement of credential holders to other states.

An evaluation of credentialing fees could determine whether:


- the methodologies for determining fees are adequately documented and administered correctly;
- the fees represent the actual costs associated with the Department's regulation of credentialed holders;
- the fees provide sufficient revenues to support the Department's operations; and
- the fees and methodologies compare favorably to those in other midwestern states.

If you have any questions regarding this request, please contact me.

JM/DB/bm

cc: Senator Robert Cowles	Representative Samantha Kerkman
Senator Alberta Darling	Representative Dean Kaufert
Senator Gary George	Representative David Cullen
Senator Jeffrey Plale	Representative Mark Pocan

Ms. Donsia Strong Hill, Secretary  
Department of Regulation and Licensing



WISCONSIN STATE LEGISLATURE

Joint Audit Committee

Committee Co-Chairs:  
State Senator Carol Roessler  
State Representative Suzanne Jeskewitz

September 24, 2003

Ms. Donsia Strong Hill, Secretary  
Department of Regulation and Licensing  
1400 East Washington Avenue, Room 173  
Madison, Wisconsin 53708

Dear Ms. Strong Hill:

The Joint Legislative Audit Committee will hold a public hearing on Wednesday, October 1, 2003 at 8:30 a.m. in Room 411 South of the State Capitol. At this hearing, the Committee will consider a proposed audit of credential fees set by the Department of Regulation and Licensing.

As this proposed audit relates to the activities of your Department, we ask you to be present at the hearing to offer comments on the proposed audit and to respond to questions from committee members.

Should you have any questions about the hearing, please contact us.

Sincerely,

Senator Carol A. Roessler  
Co-chairperson  
Joint Legislative Audit Committee

Representative Suzanne Jeskewitz  
Co-chairperson  
Joint Legislative Audit Committee

Enclosure

cc: Janice Mueller  
State Auditor

Jim Doyle  
Governor

WISCONSIN DEPARTMENT OF  
REGULATION & LICENSING

1400 E Washington Ave  
PO Box 8935  
Madison WI 53708-8935

Donsia Strong Hill  
Secretary



Email: [web@drl.state.wi.us](mailto:web@drl.state.wi.us)  
Voice: 608-266-2112  
FAX: 608-267-0644  
TTY: 608-267-2416

September 29, 2003

The Honorable Carol Roessler  
Wisconsin State Senate  
119 Martin Luther King Blvd  
P.O. Box 7882  
Madison WI 53707-7882

The Honorable Suzanne Jeskewitz  
Wisconsin Assembly  
314 North, State Capitol  
P.O. Box 8952  
Madison WI 53708-8952

Dear Co-Chairs Roessler and Jeskewitz:

Thank you for the invitation to appear at the Joint Legislative Audit Committee public hearing on October 1, 2003.

While I am happy to appear, I think the Committee and the Department would be better served by the presence of Deputy Secretary Mary Woolsey Schlaefer and Enforcement Division Administrator Sandy Rowe. These two officials undertook much of the legwork associated with the audit conducted by Grant Thornton. In addition, I have a previously scheduled commitment until 9:30 a.m. that morning.

Should you have any questions or comments about our appearance, please contact me.

Sincerely

  
Donsia Strong Hill  
Secretary

**Asbjornson, Karen**

---

**From:** Halbur, Jennifer  
**Sent:** Tuesday, September 30, 2003 12:00 PM  
**To:** Asbjornson, Karen  
**Subject:** FW: Department of Regulation and Licensing Fee Study Source Documents

for  
Grant  
Thornton

Here is that information I mentioned last week regarding Reg and Lic fees.

-----Original Message-----

**From:** Schlaefer, Mary - DRL  
**Sent:** Friday, September 26, 2003 12:02 PM  
**To:** Halbur, Jennifer  
**Cc:** Klein, Christopher  
**Subject:** Department of Regulation and Licensing Fee Study Source Documents

Hello, Jennifer:

You requested copies of the source documents referred to in the Grant Thornton fee study. A file containing all of the source documents is attached.

The information in some of the documents may not be self-explanatory. I would be happy to answer any questions that Senator Roessler or you have about the material. Please call me, if you have questions.

As I indicated on the phone, Secretary Strong Hill submitted background on the proposed fee structure to members of the Joint Finance Committee during the budget deliberation process. I'll send copies of that information to you under separate e-mail.

Please let me know, if I can provide any additional information.



grant thornton  
source docs.PDF...

Mary Woolsey Schlaefer  
Deputy Secretary  
Department of Regulation and Licensing  
1400 E. Washington Ave.  
P.O. Box 8935  
Madison, Wisconsin 53708-8935  
(608) 267-2435 Phone  
(608) 261-2381 Fax  
Mary.Schlaefer@drl.state.wi.us

WISCONSIN STATE SENATE  
DEPARTMENT OF REGULATION AND LICENSING  
FY '03 REGISTRATION FEE TABLE

Numerical Registration Type



Reg. Type	Function Title	Renewal Date	License Fee	With Late Fee	Appx. # of Credential Holders
1	CPA	12/31/2003	59.00	84.00	11939
3	ACCOUNTING FIRM	12/31/2003	56.00	81.00	379
4	APPRAISER, LICENSED	12/31/2003	*235.00	260.00	555
5	ARCHITECT	07/31/2004	60.00	85.00	4374
6	ENGINEER, PROFESSIONAL	07/31/2004	58.00	83.00	17812
7	DESIGNER OF ENGINEERING SYSTEMS	01/31/2004	58.00	83.00	1021
8	LAND SURVEYOR	01/31/2004	77.00	102.00	1529
9	APPRAISER, CERTIFIED RESIDENTIAL	12/31/2003	*217.00	242.00	872
10	APPRAISER, CERTIFIED GENERAL	12/31/2003	*212.00	237.00	612
11	CERTIFICATE OF AUTHORIZATION (Arch or Eng. Corp.)	01/31/2004	70.00	95.00	1070
12	CHIROPRACTOR	12/31/2002	168.00	193.00	1969
13	GEOLOGIST, PROFESSIONAL	07/31/2004	59.00	84.00	942
14	LANDSCAPE ARCHITECT	07/31/2004	56.00	81.00	398
15	DENTIST	09/30/2003	131.00	156.00	4582
16	DENTAL HYGIENIST	09/30/2003	57.00	82.00	4604
18	PERFUSIONIST	10/31/2003	56.00	81.00	New
19	PHYSICAL THERAPIST ASSISTANT	10/31/2003	44.00	69.00	New
20	MEDICINE AND SURGERY (MD)	10/31/2003	106.00	131.00	18892
21	MEDICINE AND SURGERY (DO)	10/31/2003	106.00	131.00	852
23	PHYSICIAN ASSISTANT	10/31/2003	72.00	97.00	1116
24	PHYSICAL THERAPIST	10/31/2003	62.00	87.00	4429
25	PODIATRIST	10/31/2003	150.00	175.00	327
26	OCCUPATIONAL THERAPIST	10/31/2003	59.00	84.00	3052
27	OCCUPATIONAL THERAPY ASSISTANT	10/31/2003	62.00	87.00	1270
28	RESPIRATORY CARE PRACTITIONER	10/31/2003	65.00	90.00	2304
29	DIETITIAN, CERTIFIED	10/31/2002	56.00	81.00	1410
30	NURSE, REGISTERED	02/29/2004	66.00	91.00	67267
31	NURSE, LICENSED PRACTICAL	04/30/2003	69.00	94.00	15689
32	NURSE-MIDWIFE	02/29/2004	70.00	95.00	128
33	NURSE, ADVANCED PRACTICE PRESCRIBER	09/30/2002	73.00	98.00	1970
35	OPTOMETRIST	12/31/2003	65.00	90.00	1248
36	ART THERAPIST	09/30/2003	53.00	78.00	45
37	DANCE THERAPIST	09/30/2003	53.00	78.00	9
38	MUSIC THERAPIST	09/30/2003	53.00	78.00	57
39	ATHLETIC TRAINERS	06/30/2004	53.00	78.00	429
40	PHARMACIST	05/31/2004	97.00	122.00	5763
42	PHARMACY	05/31/2004	56.00	81.00	1207
44	DRUG MANUFACTURER	05/31/2004	70.00	95.00	54
45	DISTR OF PRESCRIPTION DRUGS	05/31/2004	70.00	95.00	591
46	MASSAGE THERAPIST AND BODYWORKER	02/28/2003	53.00	78.00	2232
50	VETERINARIAN	12/31/2003	105.00	130.00	3161
51	VETERINARY TECHNICIAN	12/31/2003	58.00	83.00	927
52	AUCTIONEER	12/31/2002	174.00	199.00	1051
53	AUCTION COMPANY	12/31/2002	56.00	81.00	185
55	ACUPUNCTURIST	06/30/2003	70.00	95.00	250
57	PSYCHOLOGIST	09/30/2003	157.00	182.00	1496
58	PSYCHOLOGIST, PRIVATE PRACTICE SCHOOL	09/30/2003	103.00	128.00	102
59	AESTHETICS SCHOOL	06/30/2003	115.00	140.00	3
60	HEARING INSTRUMENT SPECIALIST (year changed)	01/31/2003	106.00	131.00	220
62	PRIVATE DETECTIVE AGENCY	08/31/2004	53.00	78.00	460
63	PRIVATE DETECTIVE	08/31/2004	***107.00	132.00	710
65	NURSING HOME ADMINISTRATOR	06/30/2004	120.00	145.00	948

\* Includes Register Fee of \$50.00 even years and in odd years fee would be \$25.00 less


\*\* Includes \$10.00 UW Fee

\*\*\* Includes \$6.00 CIB fee - check system to verify if needed

Fees are effective 10/01/01



WISCONSIN STATE SENATE




Reg. Type	Function Title	Renewal Date	License Fee	With Late Fee	Appx. # of Credential Holders
66	AESTHETICS SPECIALTY SCHOOL	06/30/2003	53.00	78.00	0
67	ELECTROLOGY SPECIALTY SCHOOL	06/30/2003	53.00	78.00	0
68	MANICURING SPECIALTY SCHOOL	06/30/2003	53.00	78.00	0
69	AESTHETICS ESTABLISHMENT	06/30/2003	70.00	95.00	117
70	ELECTROLOGY ESTABLISHMENT	06/30/2003	56.00	81.00	149
71	MANICURING ESTABLISHMENT	06/30/2003	53.00	78.00	791
72	AESTHETICS INSTRUCTOR	06/30/2003	70.00	95.00	14
73	ELECTROLOGY INSTRUCTOR	06/30/2003	86.00	111.00	5
74	MANICURING INSTRUCTOR	06/30/2003	53.00	78.00	24
75	FUNERAL DIRECTOR EXCLUDING EMBALMING	12/31/2003	135.00	160.00	7
76	FUNERAL DIRECTOR CERTIFICATE GOOD STANDING	12/31/2003	135.00	160.00	38
77	FUNERAL DIRECTOR	12/31/2003	135.00	160.00	1299
78	FUNERAL ESTABLISHMENT	05/31/2003	56.00	81.00	601
79	FUNERAL DIRECTOR EMBALMING ONLY	12/31/2003	135.00	160.00	0
80	BARBERING OR COSMETOLOGY ESTABLISHMENT	06/30/2003	56.00	81.00	6968
81	BARBERING OR COSMETOLOGY MANAGER	06/30/2003	71.00	96.00	15566
82	BARBER OR COSMETOLOGIST	06/30/2003	63.00	88.00	18938
83	BARBERING OR COSMETOLOGY INSTRUCTOR	06/30/2003	91.00	116.00	491
84	ELECTROLOGIST	06/30/2003	76.00	101.00	307
85	MANICURIST	06/30/2003	133.00	158.00	2700
86	AESTHETICIAN	06/30/2003	87.00	112.00	506
87	BARBERING OR COSMETOLOGY SCHOOL	06/30/2003	138.00	163.00	17
88	ELECTROLOGY SCHOOL	06/30/2003	71.00	96.00	2
89	MANICURING SCHOOL	06/30/2003	118.00	143.00	10
90	REAL ESTATE BROKER	12/31/2002	**138.00	163.00	13597
91	REAL ESTATE BUSINESS ENTITY	12/31/2002	**66.00	91.00	2328
93	TIMESHARE SALESPERSON	12/31/2002	119.00	144.00	307
94	REAL ESTATE SALESPERSON	12/31/2002	**93.00	118.00	11657
95	CEMETERY AUTHORITY	12/31/2002	343.00	368.00	66
96	CEMETERY SALESPERSON	12/31/2002	90.00	115.00	238
100	FUND RAISER, PROFESSIONAL	08/31/2004	93.00	118.00	67
101	CEMETERY PRENEED SELLER	12/31/2002	61.00	86.00	234
102	CEMETERY AUTHORITY-RELIGIOUS	--	--	--	0
105	FUND-RAISING COUNSEL	08/31/2004	53.00	78.00	1
106	HOME INSPECTORS	12/31/2002	53.00	78.00	547
107	AGENTS FOR BURIAL AGREEMENTS-ICF ONLY	--	--	--	0
108	PRIVATE SECURITY PERSONS	08/31/2004	***59.00	84.00	4975
109	INTERIOR DESIGNERS	07/31/2004	56.00	81.00	299
111	HYDROLOGIST, PROFESSIONAL	07/31/2004	53.00	78.00	167
112	SOIL SCIENTIST	07/31/2004	53.00	78.00	171
120	SOCIAL WORKER	06/30/2003	63.00	88.00	6085
121	SOCIAL WORKER, ADVANCED PRACTICE	06/30/2003	70.00	95.00	1335
122	SOCIAL WORKER, INDEPENDENT	06/30/2003	58.00	83.00	579
123	SOCIAL WORKER, INDEPENDENT CLINICAL	06/30/2003	73.00	98.00	3850
124	MARRIAGE AND FAMILY THERAPIST	06/30/2003	84.00	109.00	537
125	COUNSELOR, PROFESSIONAL	06/30/2003	76.00	101.00	2398
126	COUNSELOR, PROFESSIONAL TRAINEE	--	--	--	0
127	SOCIAL WORKER TRAINEE	--	--	--	0
154	SPEECH-LANGUAGE PATHOLOGIST	01/31/2003	63.00	88.00	1776
156	AUDIOLOGIST	01/31/2003	106.00	131.00	321
201	GEOLOGY FIRM	07/31/2004	53.00	78.00	38
202	HYDROLOGY FIRM	07/31/2004	53.00	78.00	11
203	SOIL SCIENCE FIRM	07/31/2004	53.00	78.00	12
263	BOXING				0
700	FUNERAL DIRECTOR APPRENTICE (annual)	12/31/2002	10.00	35.00	154
800	CHARITABLE ORGANIZATION (annual)	07/31/2004	15.00	40.00	4278

\* Includes Register Fee of \$50.00 even years and in odd years fee would be \$25.00 less  
 \*\* Includes \$10.00 UW Fee  
 \*\*\* Includes \$6.00 CIB fee - check system to verify if needed

Fees are effective 10/01/01

WISCONSIN STATE SENATE




**Carol Roessler**  
STATE SENATOR

DEPARTMENT OF REGULATION AND LICENSING  
SALARY AND FRINGE INFORMATION BY POSITION NUMBER

POSITION NUMBER	POSITION TITLE	DATE	RATE	FRINGE	TOTAL	DIVISION
002049	PROGRAM ASSISTANT 3	28-Dec-02	1,00	943	24,624	34,207 DBS
006183	ADMIN POLICY ADVISOR		1.00	2,144	55,958	77,737 DBS
006252	PROGRAM ASSISTANT 3		1.00	943	24,624	34,207 DBS
001742	PROGRAM ASSISTANT 3		1.00	1,162	30,324	42,126 DBS
002850	RECORDS MANAGEMENT PROGRAM SUPV		1.00	1,616	42,180	58,596 DBS
004374	RECORDS MANAGEMENT PROGRAM SUPV		1.00	2,144	55,958	77,737 DBS
000232	EXEC STAFF ASSISTANT		1.00	1,253	32,713	45,444 DBS
003780	PROGRAM ASSISTANT 3		1.00	943	24,624	34,207 DBS
006558	REG & LIC 20.923(12) NTE ESG 1		1.00	2,077	54,200	75,295 DBS
006559	REG & LIC 20.923(12) NTE ESG 1		1.00	2,077	54,200	75,295 DBS
006614	REG & LIC 20.923(12) NTE ESG 1		1.00	2,107	55,000	76,406 DBS
006645	REG & LIC 20.923 (12) NTE ESG 1		1.00	2,218	57,900	80,435 DBS
004863	PROGRAM ASSISTANT 3	04-Jan-03	1.00	943	24,624	34,207 DBS
004865	PROGRAM ASSISTANT 3		1.00	1,162	30,324	42,126 DBS
004558	IS DATA SERVICES SPECIALIST		1.00	2,290	59,773	83,037 DMS
002311	PROGRAM ASSISTANT 3	28-Dec-02	1.00	943	24,624	34,207 DMS
006355	WORD PROCESSING OPERATOR 2		0.50	507	13,243	5,154 DMS
003431	SHIPPING AND MAILING CLERK 1		1.00	750	19,562	7,614 DMS
000068	IS COMPREHENSIVE SERVICES SENIOR		1.00	1,726	45,059	59,597 DMS
000167	IS SYSTEMS DEVMT SERVICES SENIOR		1.00	1,911	49,868	71,275 DMS
001049	IS COMPREHENSIVE SERVICES SPEC	15-Jan-00	1.00	1,883	49,139	83,264 DMS
002054	IS (IS) NETWORK SUPP TECH-SENIOR		1.00	1,538	40,146	55,771 DMS
003833	FINANCIAL SPECIALIST 3		1.00	1,254	32,729	45,468 DMS
006723	REG LIC 20 923 12 NTE ESG1		1.00	2,490	65,002	90,300 DMS
007558	PROGRAM ASSISTANT 3		1.00	1,076	28,071	36,996 DMS
001466	PROGRAM ASSISTANT 1		1.00	806	21,047	28,239 DMS
001467	PROGRAM ASSISTANT 1		1.00	832	21,717	30,170 DMS
003473	MANAGEMENT INFORMATION MANAGER		1.00	2,386	62,277	86,515 DMS
00352	PAYROLL & BENEFITS SPEC-ADV-CONF		1.00	1,262	32,928	45,743 DMS
006570	IS NETWORK SERVICES SPECIALIST		1.00	2,177	56,817	78,930 DMS
007241	HUMAN RESOURCES PROGRAM OFFICER	22-Feb-03	1.00	1,781	46,473	64,560 DMS
008044	BUDGET & POLICY MANAGER		1.00	2,687	70,125	97,418 DMS
007369	IS SYSTEMS DEVMT SERVICES SENIOR		1.00	1,716	44,788	62,219 DMS
001215	REG & LICENSING PROGRAM SUPV		1.00	1,816	47,387	65,830 DOE
002476	ATTORNEY		1.00	2,299	60,001	83,353 DOE
003500	CONSUMER PROTECTION INVESTR 1		1.00	984	25,693	35,692 DOE
005789	ATTORNEY		1.00	3,374	88,068	122,344 DOE
008595	ATTORNEY		1.00	3,388	88,433	122,851 DOE
009717	ATTORNEY		1.00	2,299	60,001	83,353 DOE
010552	EXEC STAFF ASSISTANT		0.75	1,191	31,087	43,186 DOE
011832	CONSUMER PROTECTION INVESTR 3		1.00	1,510	39,403	54,738 DOE

WISCONSIN STATE SENATE



**Carol Roessler**  
STATE SENATOR

DEPARTMENT OF REGULATION AND LICENSING  
SALARY AND FRINGE INFORMATION BY POSITION NUMBER

POSITION NUMBER	POSITION TITLE	RATE	FRINGE	TOTAL	DIVISION
017004	PROGRAM ASSISTANT 3	1,022	26,662	10,377	DOE
020855	CONSUMER PROTECTION INVESTR 3	1,510	39,403	15,336	DOE
021029	ATTORNEY	3,530	92,120	35,853	DOE
022351	CONSUMER PROTECTION INVESTR 3	705	18,396	7,160	DOE
024864	REG & LICENSING PROGRAM SUPV	1,816	47,387	18,443	DOE
025453	CONSUMER PROTECTION INVESTR 3	1,211	31,608	12,302	DOE
026049	CONSUMER PROTECTION INVESTR 3	1,453	37,918	14,758	DOE
028948	PROGRAM ASSISTANT 3	1,000	26,098	10,157	DOE
033389	CONSUMER PROTECTION INVESTR 3	1,495	39,014	15,184	DOE
0378047	CONSUMER PROTECTION INVESTR 3	1,692	44,167	17,190	DOE
080647	AUDITOR	1,682	43,900	17,086	DOE
0800136	REG & LIC 20.923(12) NTE ESG 1	2,874	75,001	29,190	DOE
090166	ATTORNEY	3,579	93,403	36,352	DOE
090168	PROGRAM ASSISTANT SUPERVISOR	1,415	36,943	14,378	DOE
0901054	CONSUMER PROTECTION INVESTR 3	1,424	37,158	14,462	DOE
090387471	AUDITOR	1,236	32,253	12,553	DOE
0906548	ATTORNEY	3,502	91,406	35,575	DOE
0908040	CONSUMER PROTECTION INVESTR 3	1,510	39,403	15,336	DOE
0908041	CONSUMER PROTECTION INVESTR 3	1,609	41,992	16,343	DOE
091457	ATTORNEY SUPERVISOR	3,536	92,296	35,922	DOE
091459	ATTORNEY	2,540	66,300	25,804	DOE
091460	ATTORNEY	2,742	71,577	27,858	DOE
091461	ATTORNEY	3,002	78,348	30,493	DOE
091462	ATTORNEY	2,893	75,502	29,385	DOE
091464	CONSUMER PROTECTION INVESTR 3	1,382	36,082	14,035	DOE
091465	CONSUMER PROTECTION INVESTR 3	1,410	36,793	14,320	DOE
091466	CONSUMER PROTECTION INVESTR 3	1,467	38,283	14,900	DOE
0915350	CONSUMER PROTECTION INVESTR 2	1,153	30,084	11,709	DOE
091334	CONSUMER PROTECTION INVESTR 3	1,495	39,014	15,184	DOE
091335	CONSUMER PROTECTION INVESTR 3	1,623	42,359	16,486	DOE
091336	ATTORNEY	2,942	76,778	29,882	DOE
091749	PARALEGAL-OBJ	1,550	40,455	15,745	DOE
092277	PARALEGAL-OBJ	1,215	31,717	12,344	DOE
092279	PARALEGAL-OBJ	1,180	30,806	11,990	DOE
092348	PROGRAM ASSISTANT 2	1,096	28,608	11,134	DOE
092986	PARALEGAL-OBJ	1,215	31,717	12,344	DOE
092987	CONSUMER PROTECTION INVESTR 3	1,580	41,236	16,049	DOE
092162	PROGRAM ASSISTANT 3	1,130	29,480	11,474	DOE
092164	PARALEGAL-OBJ	1,180	30,806	11,990	DOE
092165	PARALEGAL-OBJ	1,180	30,806	11,990	DOE
330777	ATTORNEY SUPERVISOR	3,806	99,343	38,664	DOE
330874	PARALEGAL-OBJ	1,152	30,069	11,703	DOE

WISCONSIN STATE SENATE




**Carol Roessler**  
STATE SENATOR

DEPARTMENT OF REGULATION AND LICENSING  
SALARY AND FRINGE INFORMATION BY POSITION NUMBER

POSITION NUMBER	POSITION TITLE	RATE	PERIOD	SALE	MAINTENANCE	TRAVEL	RECREATION	UNEMPLOYMENT	DISABILITY	RETIREMENT	TOTAL	DIVISION		
002405	PROGRAM ASSISTANT 3	1.00	1,226		32,005						12,456	44,461 DPC		
004949	PROGRAM ASSISTANT 3	1.00	1,022		26,662						10,377	37,038 DPC		
005979	PROGRAM ASSISTANT 3	1.00	1,054		27,507						10,706	38,213 DPC		
008042	PROGRAM ASSISTANT 3	1.00	968		25,254						9,829	35,083 DPC		
009906	PROGRAM ASSISTANT 1	1.00	974		25,428						9,896	35,324 DPC		
014346	PROGRAM ASSISTANT 3	1.00	1,266		33,038						12,859	45,897 DPC		
029809	PROGRAM ASSISTANT 3	1.00	1,211		31,608						12,302	43,910 DPC		
032111	PROGRAM ASSISTANT 1	1.00	806		21,047						8,192	29,239 DPC		
035592	PROGRAM ASSISTANT 3	1.00	943		24,624						9,584	34,207 DPC		
036497	PROGRAM ASSISTANT 3	1.00	989		25,816						10,048	35,864 DPC		
038952	PROGRAM ASSISTANT 3	1.00	978		25,536						9,939	35,475 DPC		
039222	REGULATORY OPERATIONS SUPERVISOR	1.00	2,107		55,000						21,406	76,406 DPC		
039257	PROGRAM ASSISTANT SUPERVISOR	1.00	1,447		37,776						14,702	52,479 DPC		
043641	PROGRAM ASSISTANT 3	1.00	1,261		32,909						12,808	45,717 DPC		
040413	PROGRAM ASSISTANT 1	1.00	1,035		27,017						10,515	37,532 DPC		
0401053	PROGRAM ASSISTANT 4	1.00	1,345		35,095						13,659	48,754 DPC		
0401067	PROGRAM ASSISTANT 1	1.00	923		24,102						9,380	33,482 DPC		
0408042	PROGRAM ASSISTANT 3	1.00	968		25,254						9,829	35,083 DPC		
0409709	PROGRAM ASSISTANT 3	1.00	1,211		31,608						12,302	43,910 DPC		
0411305	PROGRAM ASSISTANT 1	1.00	806		21,047						8,192	29,239 DPC		
0415351	PROGRAM ASSISTANT 1	1.00	806		21,047						8,192	29,239 DPC		
0419836	PROGRAM ASSISTANT 3	1.00	978		25,536						9,939	35,475 DPC		
0426988	PROGRAM ASSISTANT SUPERVISOR	1.00	1,280		33,408						13,002	46,410 DPC		
006485	EXEC STAFF ASSISTANT	1.00	1,240		32,372						12,599	44,972 OFS		
012282	ATTORNEY	1.00	3,424		89,356						34,777	124,133 OFS		
029104	INDEF GOV APPT-20.923(4) ESG 4	1.00	3,448		90,001						35,028	125,030 OFS		
029939	DEPUTY-20.923(8) NTE ESG 3	1.00	2,874		75,001						29,190	104,191 OFS		
038887	EXEC ASST 20.923(9) NTE ESG 2	1.00	2,490		65,002						25,299	90,300 OFS		
040069	PROGRAM ASSISTANT 2	1.00	908		23,688						9,220	32,908 OFS		
041051	ATTORNEY	1.00	2,280		59,508						23,161	82,669 OFS		
040740	PARALEGAL-OBJ	1.00	1,527		39,849						15,509	55,359 OFS		
041458	ATTORNEY	1.00	3,013		78,630						30,603	109,233 OFS		
041737	EXECUTIVE STAFF SECRETARY	1.00	1,195		31,201						12,143	43,344 OFS		
0417584	ATTORNEY	1.00	2,851		74,406						28,959	103,365 OFS		
0418042	ATTORNEY	0.80	2,027		52,900						20,589	73,489 OFS		
0419991	ATTORNEY CONFIDENTIAL/SUPERVISOR	1.00	3,954		103,201						40,166	143,368 OFS		
0423														
											199,090	5,196,244	2,022,378	7,218,622

WISCONSIN STATE SENATE

OFFICE OF LEGAL COUNSEL  
Allocation of Time by Profession



Employee	Profession	Legal Counsel Time %
<b>William Dusso</b>	<b>Carol Roessler</b> Auctioneer Companies STATE SENATOR	1%
	Auctioneers	4%
	Boxing	0%
	Certified Public Accountants	9%
	CPA Firms	1%
	Unallocated by profession	85%
	<b>Wayne Austin</b>	
	Architects,	3%
	Barber & Cosmetologists	14%
	Designers	3%
	Engineers	3%
	Land Surveyors	3%
	Landscape Architects	3%
	Occupational Therapists	5%
	Physical Therapists	5%
	Physicians	21%
	Podiatrists	3%
	Practical Nurses	14%
	Registered Nurses	14%
	Respiratory Care Practitioners	2%
	Veterinarians:	7%
<b>William Black</b>		
	Acupuncture	1%
	Athletic Trainers	5%
	Charitable Organizations	1%
	Controlled Substances	5%
	Drug Manufacturers	5%
	Fund Raisers	1%
	Geologists,	2%
	Hydrologists	2%
	Massage Therapists & Bodyworkers,	15%
	Pharmacies	15%
	Pharmacists	15%
	Prescription Drug Distributors	5%
	Private Detectives	2%
	Private Detectives Agencies,	2%
	Real Estate	20%
	Security Guards	2%
	Soil Scientists	2%

WISCONSIN STATE SENATE

OFFICE OF LEGAL COUNSEL  
Allocation of Time by Profession



Employee	Profession	Legal Council Time %
<b>Ruby Jefferson-Moore</b>	<b>Carol Roessler</b>	
	SENATOR	
	Speech-Language	5%
	Hearing Instrument Specialists,	5%
	Nursing Home Administrators	15%
	Optometrists	20%
	Pathologists	
	Real Estate Appraisers	50%
	Speech-Language	5%
<b>Jacquelynn Rothstein</b>		
	Cemeteries	25%
	Cemetery Salespersons	3%
	Dental Hygienists	20%
	Dentists	30%
	Dietitians	1%
	Funeral Directors	10%
	Funeral Establishments	5%
	Home Inspectors	2%
	Interior Designers	1%
	Preneed Sellers	3%
<b>John Schweitzer</b>		
	Chiropractors	15%
	Marriage & Family Therapists	10%
	Music, Art & Dance Therapists	11%
	Professional Counselors	11%
	Psychologists	18%
	Social Workers	36%



WISCONSIN STATE SENATE

OFFICE OF LEGAL COUNSEL  
Allocation of Time by Profession



Employee	Profession	Percentage
Pamela Haack	<b>Carol Roessler</b>	
	STATE SENATOR	
	Accountants	1%
	Architects,	1%
	Athletic Trainers	1%
	Barber & Cosmetologists	2%
	Chiropractors	5%
	Controlled Substances	1%
	Dental Hygienists	1%
	Dentists	2%
	Funeral Directors	1%
	Hearing Instrument Specialists,	1%
	Marriage & Family Therapists	1%
	Massage Therapists & Bodyworkers,	10%
	Music, Art & Dance Therapists	5%
	Nurses	5%
	Occupational Therapists	5%
	Pathologists	1%
	Pharmacies	5%
	Pharmacists	15%
	Physical Therapists	5%
	Physicians	5%
	Podiatrists	1%
	Professional Counselors	1%
	Psychologists	5%
	Real Estate	2%
	Real Estate Appraisers	1%
	Social Workers.	15%
	Speech-Language	1%
	Veterinarians:	1%
	Total	100%

WISCONSIN STATE SENATE


OFFICE OF LEGAL COUNSEL  
Allocation of Time by Profession



Employee	Profession	Leg. II Column Time %
Kelly Niesen	<b>Carol Roessler</b>	
	ST Accountants SENATOR	under 1%
	Auctioneer Companies	under 1%
	Auctioneers	under 1%
	Barber & Cosmetologists	4%
	Boxing	under 1%
	Cemetery Salespersons	under 1%
	Chiropractors	2%
	Dentists	5%
	Funeral Directors	2%
	Hearing Instrument Specialists,	under 1%
	Home Inspectors	under 1%
	Land Surveyors	under 1%
	Marriage & Family Therapists	under 1%
	Massage Therapists & Bodyworkers,	under 1%
	Not allocated by profession	under 1%
	Nurses	42%
	Nursing Home Administrators	under 1%
	Occupational Therapists	under 1%
	Optometrists	under 1%
	Pharmacies	1%
	Pharmacists	15%
	Physical Therapists	under 1%
	Physicians	12%
	Podiatrists	under 1%
	Private Detectives	under 1%
	Professional Counselors	under 1%
	Professional Engineers	1%
	Psychologists	1%
	Real Estate	5%
	Real Estate Appraisers	1%
	Security Guards	2%
	Social Workers.	2%
	Speech-Language	under 1%
	Veterinarians:	2%



WISCONSIN STATE SENATE



**Carol Roessler**  
 Number of Contested  
 STATE SENATOR  
 Cases January 2001  
 through March 31, 2003

Profession	Number of Contested Cases January 2001 through March 31, 2003	Percentage of Total
boxing club	1	0.63%
boxing manager	1	0.63%
chiropractor	6	3.77%
clinical social worker	2	1.26%
dentist	11	6.92%
funeral director	4	2.52%
land surveyor	2	1.26%
licensed appraiser	1	0.63%
massage therapist	2	1.26%
nursing home administrator	1	0.63%
pharmacist	2	1.26%
pharmacy	1	0.63%
physician	33	20.75%
podiatry	1	0.63%
practical nurse	19	11.95%
private detective	1	0.63%
private security person	3	1.89%
professional counselor	1	0.63%
psychologist	6	3.77%
real estate broker	13	8.18%
real estate business entity	3	1.89%
real estate salesperson	5	3.14%
registered nurse	34	21.38%
respiratory care practitioner	1	0.63%
social worker	3	1.89%
veterinarian	2	1.26%
<b>Total</b>	<b>159</b>	<b>100.00%</b>

WISCONSIN STATE SENATE

IMPAIRED PROFESSIONALS PROGRAM  
Number of Active Participants



**Carol Roessler**

STATE SENATOR

IPP Allocation: 124 active participants

- 1 Vet
- 2 Social Workers
- 1 Real Estate
- 1 Audiologist
- 1 Podiatrist
- 84 Nurses
- 2 Physical Therapists
- 6 Pharmacists
- 4 Dentists
- 21 Physicians
- 1 Message Therapist

WISCONSIN STATE SENATE

Division of Enforcement  
 Case Respondent Statistics by Registration Type  
 (Calendar year 2001 & 2002)



Reg #	Profession - Registration Type	Number of Respondents
1	Certified Public Accountant	39
2	Public Accountant	3
3	Accounting Firm	9
4	Licensed Appraiser	31
5	Architect	16
6	Professional Engineer	19
7	Designer of Engineering Systems	2
8	Land Surveyor	45
9	Certified Residential Appraiser and Licensed Appraiser	51
10	Certified General Appraiser and Licensed Appraiser	24
11	Architectural or Engineering Corp - Certificate of Authorization	9
12	Chiropractic	151
13	Professional Geologist	3
14	Landscape Architect	1
15	Dentistry	312
16	Dental Hygiene	8
18	Perfusionist	0
19	Physical Therapist Assistant	0
20	Medicine and Surgery	912
21	Medicine and Surgery	36
22	Dr of Osteopathy and Surgery	0
23	Physician Assistant	14
24	Physical Therapist	30
25	Podiatric Medicine and Surgery	26
26	Occupational Therapist	24
27	Occupational Therapy Assistant	6
28	Respiratory Care Practitioner	9
29	Certified Dietitian	1
30	Registered Nurse	510
31	Licensed Practical Nurse	190
32	Nurse - Midwife	3
33	Advanced Practice Nurse Prescriber	12
35	Optometry	20
36	Art Therapist	0
37	Dance Therapist	0
38	Music Therapist	0
39	Athletic Trainer	5
40	Pharmacist	226
41	Assistant Pharmacist	0
42	Pharmacy	150
44	Manufacturer	1
45	Distributor	25
46	Massage Therapist Or Bodyworker	8
47	Massage Therapist Or Bodyworker	2
50	Veterinary Medicine	144
51	Veterinary Technician	3
52	Auctioneer	67
53	Auction Company	24
54	Registered Speech Language Pathologist	0
55	Acupuncture	1
56	Registered Audiologist	0
57	Psychologist	96

*Carol Roessler*  
 STATE SENATOR

WISCONSIN STATE SENATE

Division of Enforcement  
 Case Respondent Statistics by Registration Type  
 (Calendar Year 2001-2002)



Reg #	Profession - Registration Type	Number of Respondents
58	Private Practice of School Psychology	4
59	School of Aesthetics	0
60	Hearing Instrument Specialist	39
62	Private Detective Agency	53
63	Private Detective	53
65	Nursing Home Administrator	62
66	Aesthetics Specialty School	0
67	Electrology Specialty School	0
68	Manicuring Specialty School	0
69	Aesthetics Establishment	2
70	Electrology Establishment	5
71	Manicuring Establishment	66
72	Aesthetics Instructor	1
73	Electrology Instructor	0
74	Manicuring Instructor	0
75	Funeral Director Excluding Embalming	2
76	Funeral Director in Good Standing	0
77	Funeral Director	101
78	Funeral Establishment	67
79	Funeral Director Embalming Only	0
80	Barbering and Cosmetology Establishment	121
81	Barbering or Cosmetology Manager	148
82	Barbering or Cosmetology Practitioner	73
83	Barbering or Cosmetology Instructor	0
84	Electrologist	7
85	Manicurist	83
86	Aesthetician	1
87	School of Barbering or Cosmetology	23
88	School of Electrology	0
89	School of Manicuring	0
90	Real Estate Broker (Statistics for 90-94 reflect actual actions taken against these professions)	42
91	Real Estate Business Entity	17
93	Timeshare Salesperson	1
94	Real Estate Salesperson	12
95	Cemetery Authority (27 - 15 for cases where the Authority was named in the suit due to a suit against a Salesperson or Preneed Seller)	12
96	Cemetery Salesperson	5
100	Professional Fund Raiser	1
101	Cemetery Preneed Seller	10
102	Cemetery Authority-Religious	2
103	Cemetery Authority-Municipal	0
104	Cemetery Warehouse	0
105	Fund-Raising Counsel	0
106	Home Inspector	23
107	Agent For Burial Agreements	1
108	Private Security Person	69
109	Wisconsin Registered Interior Designer	0
110	Peddlers	0
111	Professional Hydrologist	0
112	Professional Soil Scientist	2

**Division of Enforcement**  
**Case Respondent Statistics by Registration Type**  
 (Calendar year 2001 - 2002)

Reg #	Profession - Registration Type	Number of Respondents
119	Industrial Designers	0
120	Social Worker	61
121	Advanced Practice Social Worker	16
122	Independent Social Worker	3
123	Clinical Social Worker	79
124	Marriage and Family Therapist	15
125	Professional Counselor	44
126	Professional Counselor Training Certificate	1
127	Social Worker Training Certificate	2
128	Marriage and Family Therapist Training Certificate	0
154	Speech-Language Pathology	4
156	Audiology	7
201	Geology Firm	0
202	Hydrology Firm	0
203	Soil Science Firm	1
261	Amateur Boxing Club	0
262	Professional Boxing Club	0
263	Professional Boxer	1
264	Boxing Show Permits	0
265	Second	1
500	Engineer In Training	0
600	Barber/Cosmetology Apprentice	6
700	Funeral Director Apprentice	2
800	Charitable Organization	29
850	Temporary Education Training Permit	0
	Unlicensed Practice	317
	<b>TOTAL</b>	<b>6,438</b>

**STATE OF WISCONSIN**  
**DEPARTMENT OF REGULATION LICENSING**  
**Division of Enforcement**

Billing/Time Totals by Attorney, Investigator, Paralegal for the Years 2001, 2002

BOARD NAME	BOARD ID	COMBINED TOTALS FOR 2001 and 2002		
		(in hours)		
		ATTORNEY	INVESTIGATOR	PARALEGAL
Accounting Examining Board	ACC	91.75	54.18	82.17
Real Estate Appraisers Board	APP	793.40	695.25	58.75
Architects Section-Examining Bd. Of Architects, Landscape Architects, Pro. Engineers, Designers & Land Surveyors	ARC	10.25	64.42	0.00
Athletic Trainers Affiliated Credentialing Board	ATB	0.73	0.00	5.50
Auctioneer Board	AUC	320.83	309.33	153.67
Barbering & Cosmetology Examining Board	BAC	333.88	1819.95	301.67
Chiropractic Examining Board	CHI	922.20	844.77	279.75
Certified Professional Counselors Section-Social Workers, Marriage & Family Therapists & Cert. Prof. Counselors Board	CPC	113.57	263.50	79.58
Dentistry Examining Board	DEN	3060.78	2340.52	578.83
Designers Section-Examining Board of Architects, Landscape Architects, Professional Engineers, Designers & Land Surveyors	DSN	0.67	14.00	0.00
Professional Engineers Section-Examining Board of Architects, Landscape Architects, Professional Engineers, Designers & Land Surveyors	ENG	164.00	185.18	153.00
Funeral Directors Examining Board	FDR	541.02	652.92	126.25
Professional Geologists Section-Examining Board of Professional Geologists, Hydrologists & Soil Scientists	GEO	26.35	56.35	4.00
Hearing and Speech Examining Board	HAD	97.73	213.75	54.67
Land Surveyors Section-Examining Board of Architects, Landscape Architects, Professional Engineers, Designers & Land Surveyors	LSR	148.33	170.00	161.25
Medical Examining Board	MED	4672.70	4879.05	3583.88
Marriage & Family Therapists Section-Social Workers, Marriage & Family Therapists & Certified Professional Counselors Board	MFT	24.95	57.50	7.58
Regulation & Licensing-Registry of Massage Therapists and Bodyworkers	MTB	27.45	99.22	35.83
Nursing Home Administrators Examining Board	NHA	214.15	625.28	57.50
Nursing, Board of	NUR	3603.33	7237.28	1353.10
Optometry Examining Board	OPT	4.42	11.67	29.75
Occupational Therapists Affiliated Credentialing Board	OTB	18.70	112.30	19.17
Pharmacy Examining Board	PHM	677.92	1510.58	322.00
Physical Therapists Affiliated Credentialing Board	PHT	81.75	203.35	25.27
Podiatrists Affiliated Credential Board	POD	58.77	137.85	2.33
Psychology Examining Board	PSY	643.28	538.35	630.58
Regulation & Licensing-Private Detective and Agencies	RAL	196.33	223.67	64.00
Regulation & Licensing-Barbering & Cosmetology Schools	RBC	0.87	40.58	0.00
Regulation & Licensing-Boxing	RBX	178.42	125.75	104.50
Regulation & Licensing-Charitable Organization	RCO	5.18	37.58	0.33
Real Estate Board	REB	2630.07	4116.45	1585.17
Regulation & Licensing-Home Inspectors	RHI	7.17	24.25	0.50
Regulation & Licensing-Cemeteries (Adjusted for extraordinary CPT Hours per discussion with Mike Berndt)	RLC	112.02	165.00	0.50
Regulation & Licensing-Registered Security Guards	RSG	171.65	580.08	1913.27
Social Workers Section-Social Workers, Marriage & Family Therapists & Certified Professional Counselors Board	SOC	430.42	933.33	502.00
Registered Soil Scientists Section-Examining Board of Professional Geologists, Hydrologists and Soil Scientists	SSC	0.08	0.00	0.00
Regulation & Licensing-Unlicensed practice	UNL	738.68	1498.97	326.75
Veterinary Examining Board	VET	652.60	1034.75	603.80
<b>TOTALS</b>		<b>21776.40</b>	<b>32154.22</b>	<b>13206.90</b>

**Summary of DOE Auditing Program:**

The RISAM Team (Reception, Records, Intake, Screening, Auditing, and Monitoring) in the Division of Enforcement had two fulltime auditors working during the two year period **January 1, 2001- December 31, 2002**. The auditors' only job is to conduct audits. Between the two positions the following audits were conducted:

<b>Board/Authority</b>	<b>Reg. Type</b>	<b>Description</b>	<b># of audits</b>
REB	90	Real Estate Broker	81
REB	92	Real Estate Entity	185
AUC	52	Auctioneer	9
AUC	53	Auctioneer Company	4
RLC	95	Cemetery Authorities	14
RLC	101	Cemetery Preneed Sellers	0
<b>TOTAL</b>			<b>293</b>

### Monitoring Program:

When formal action is taken against a credential holder, the Board taking the action or the Department in some cases, issues a formal order. The Department Monitor is charged with the responsibility of making sure that the credential holder complies with the requirements of the order. For planning purposes orders are divided into two different types of monitoring. Active monitoring of an order means we are constantly receiving reports of some kind on the credential holder and have to do something with the reports – file them, take them to the board, etc. We need to keep the boards informed on those credential holders we are actively monitoring, usually on a quarterly basis. We normally have ticklers sets up in our computer system to remind us when reports are due and deadlines approaching.

Inactive monitoring of an order means a person is under an order to do something but it doesn't really require any active work on our part until they trigger it. For example, if a person is suspended from practice, and in order to get their license back they have to complete 30 hours of continuing education, we would designate that as inactive monitoring. We have to keep the monitoring file open because they have not completed the requirements of their board order, but we don't have to do anything. The burden is on them to notify us that they have completed the 30 hours. There are no ticklers entered, no deadlines to watch, etc.

Currently there are over 750 credential holders under orders. The .5 FTE assigned to the monitoring program spends 100% of their time monitoring these credential holders. The number of orders to be monitored by registration type is as follows:

Reg #	Profession - Registration Type	Number of credential holders being monitored
1	Certified Public Accountant	6
3	Accounting Firm	1
4	Licensed Appraiser	7
5	Architect	2
6	Professional Engineer	3
8	Land Surveyor	2
9	Certified Residential Appraiser and Licensed Appraiser	1
10	Certified General Appraiser and Licensed Appraiser	5
12	Chiropractic	22
15	Dentistry	29
16	Dental Hygiene	2
20	Medicine and Surgery	64
21	Medicine and Surgery	5
23	Physician Assistant	1
25	Podiatric Medicine and Surgery	2
26	Occupational Therapist	1



28	Respiratory Care Practitioner	4
30	Registered Nurse	231
31	Licensed Practical Nurse	108
33	Advanced Practice Nurse Prescriber	1
35	Optometry	1
40	Pharmacist	70
42	Pharmacy	4
44	Manufacturer	3
46	Massage Therapist Or Bodyworker	2
47	Massage Therapist Or Bodyworker	1
50	Veterinary Medicine	13
51	Veterinary Technician	1
52	Auctioneer	6
53	Auction Company	1
55	Acupuncture	1
57	Psychologist	16
58	Private Practice of School Psychology	1
60	Hearing Instrument Specialist	2
63	Private Detective	1
65	Nursing Home Administrator	2
71	Manicuring Establishment	2
77	Funeral Director	3
80	Barbering and Cosmetology Establishment	4
81	Barbering or Cosmetology Manager	6
82	Barbering or Cosmetology Practitioner	8
84	Electrologist	1
85	Manicurist	8
90	Real Estate Broker	29
91	Real Estate Business Entity	1
93	Timeshare Salesperson	2
94	Real Estate Salesperson	39
96	Cemetery Salesperson	5
100	Professional Fund Raiser	1
101	Cemetery Preneed Seller	2
106	Home Inspector	1
108	Private Security Person	14
120	Social Worker	3
121	Advanced Practice Social Worker	2
122	Independent Social Worker	1
123	Clinical Social Worker	5
124	Marriage and Family Therapist	2
125	Professional Counselor	2
154	Speech-Language Pathology	1
156	Audiology	1
265	Second	1
	<b>TOTAL</b>	<b>766</b>

**DIVISION OF BOARD SERVICES**  
Time Allocation Summary

**BUREAU OF HEALTH SERVICES PROFESSIONS**

BOARD	# OF BOARD MEMBERS	# OF MEETINGS PER YEAR	MEMBER MEETING PER YEAR	DIV. ADM. % OF TIME	BUR. DIR. % OF TIME
Acupuncture Advisory Committee	7	As needed	#VALUE!	0.60%	0.5%
Chiropractic Examining Board	6	12	72	3.61%	12.0%
Marriage & Family Therapy, Professional Counseling & Social Work	13	4	52	1.20%	4.0%
Marriage & Family Therapist Section	4	4	16	1.20%	4.0%
Massage Therapy & Body Worker Council	7	As needed	#VALUE!	1.20%	4.0%
Music, Art & Dance Therapy Advisory Committee	8	3	24	0.60%	0.5%
Nursing Board	9	12	108	6.02%	26.0%
Optometry Examining Board	7	6	42	2.41%	4.0%
Professional Counselor Section	4	5	20	1.20%	4.0%
Psychology Examining Board	6	11	66	3.61%	12.0%
Social Worker Section	5	12	60	3.61%	29.0%
				25.30%	100%

**BUREAU OF BUSINESS & DESIGN PROFESSIONS**

BOARD	# OF BOARD MEMBERS	# OF MEETINGS PER YEAR	MEMBER MEETING PER YEAR	DIV. ADM. % OF TIME	BUR. DIR. % OF TIME
Accounting Examining Board	7	6	42	2.41%	10.53%
Architects, Landscape Architects, Professional Engineers, Designers & Land	25	2	50	1.20%	31.58%
Architects, Landscape Architects, Professional Engineers, Designers & Land	10	4	40	1.20%	Included under AE Joint
Architects Section	5	4	20	1.20%	Included under AE Joint
Barbering & Cosmetology Examining Board	9	6	54	2.41%	21.05%
Designers Section	5	3	15	1.20%	Included under AE Joint
Engineers Section	5	6	30	1.20%	Included under AE Joint
Geologists, Hydrologists and Soil Scientists Joint Board	12	2	24	1.20%	5.26%
Geologists, Hydrologists and Soil Scientists Joint Board Rules Committee	6	2	12	1.20%	Included under GHSS Joint
Geologists Section	4	4	16	1.20%	Included under GHSS Joint
Hydrologists Section	4	4	16	1.20%	Included under GHSS Joint
Landscape Architects Section	5	4	20	1.20%	Included under AE Joint
Land Surveyors Section	5	4	20	1.20%	Included under AE Joint
Real Estate Appraisers Board	7	6	42	2.41%	31.58%
Soil Scientists Section	4	4	16	1.20%	Included under GHSS Joint
				21.69%	100.00%

DIVISION OF BOARD SERVICES  
Time Allocation Summary

BUREAU OF REAL ESTATE AND DIRECT LICENSING

BOARD	# OF BOARD MEMBERS	# OF MEETINGS PER YEAR	MEMBER MEETING PER/YEAR	DIV. ADM. % OF TIME	BUR. DIR. % OF TIME	Conversion to 100%
Auctioneer Board	7	6	42	1.20%	24.2%	12.1%
Funeral Directors Examining Board	6	6	36	1.20%	24.2%	12.1%
Nursing Home Administrators Examining Board	10	5	50	1.20%	24.2%	12.1%
Real Estate Board	7	11	77	1.20%	24.2%	12.1%
Real Estate Contractual Forms Advisory Council	11	As Needed	#VALUE!	1.20%	1.6%	0.8%
Real Estate Curriculum & Examining Council	7	As Needed	#VALUE!	1.20%	1.6%	0.8%
				7.23%	100%	

DIRECT LICENSING PROFESSIONS

BOARD	# OF BOARD MEMBERS	# OF MEETINGS PER YEAR	MEMBER MEETING PER/YEAR	DIV. ADM. % OF TIME	BUR. DIR. % OF TIME
Boxing Administration	No Advisory Committee	As Needed	#VALUE!	1.20%	28.6%
Cemetery Advisory Committee	9	As Needed (2-3)	#VALUE!	2.41%	14.3%
Charitable Organization	No Advisory Committee	As Needed	#VALUE!	1.20%	2.9%
Firearms Advisory Committee	9	As Needed (1-2)	#VALUE!	1.20%	5.7%
Home Inspectors Advisory Committee	9	As Needed (1-2)	#VALUE!	1.20%	8.6%
Interior Designers Advisory Committee	8	As Needed (1-2)	#VALUE!	1.20%	8.6%
Private Detective Advisory Committee	9	As Needed (1-2)	#VALUE!	3.61%	14.3%
Private Security Persons Advisory Committee	14	As Needed (1-2)	#VALUE!	3.61%	14.3%
Peddlers	No Advisory Committee	As Needed	#VALUE!	0.60%	1.4%
Professional Fund Raisers & Councils	No Advisory Committee	As Needed	#VALUE!	0.60%	1.4%
				16.87%	100%

BUREAU OF HEALTH PROFESSIONS

BOARD	# OF BOARD MEMBERS	# OF MEETINGS PER YEAR	MEMBER MEETING PER/YEAR	DIV. ADM. % OF TIME	BUR. DIR. % OF TIME
Athletic Trainers Affiliated Credentialing Board	6	4	24	1.20%	0.51%
Controlled Substances Board	6	6	36	1.20%	7.14%
Dentistry Examining Board	11	6	66	3.61%	20.41%
Dietitians Affiliated Credentialing Board	4	2	8	1.20%	0.51%
Hearing & Speech Examining Board	8	4	32	1.20%	3.06%
Medical Examining Board	13	12	156	4.82%	26.53%
Occupational Therapists Affiliated Credentialing Board	4	6	24	1.20%	2.04%
Perfusionists Examining Council (only if oral exams)	5	As needed	#VALUE!	1.20%	0.51%
Pharmacy Examining Board	7	12	84	4.82%	25.51%
Physical Therapists Affiliated Credentialing Board	4	6	24	1.20%	3.06%
Physician Assistants Council (only if oral exams)	5	As needed	#VALUE!	1.20%	0.51%
Podiatrists Affiliated Credentialing Board	4	4	16	1.20%	6.12%
Respiratory Care Examining Council	4	3	12	1.20%	0.51%
Speech-Language Pathology & Audiology Council	5	As needed	#VALUE!	1.20%	0.51%
Veterinary Examining Board	8	12	96	2.41%	3.06%
				28.92%	100%

# Fiscal Year 2002 Supplies and Equipment Costs

DRL 121 All 121	OBJ Code	Detail Supplies & Services												PROJECTED COST TOTAL		
		JULY	AUG	SEPT	OCT	NOV	DEC	JAN	FEB	MAR	APR	MAY	JUNE		July/13	
Travel in state	2100	925	3,045	2,607	3,197	1,892	1,665	1,242	1,938	1,938	1,525	2,696	2,273	2,364	1,889	27,259
Travel in state, conf. trg	2110	279	370	120	131	0	0	0	285	285	301	285	245	0	350	2,366
Travel out state	2120	0	0	449	0	1,021	0	0	0	0	0	0	0	0	0	2,202
Travel out state, conf. trg	2130	0	718	1,212	2,214	1,331	350	2,310	1,065	1,065	948	860	569	753	0	11,284
Fleet charges, vehicle	2140	0	2,696	3,005	3,093	2,995	2,519	1,602	2,267	2,267	2,847	1,540	3,514	1,840	1,341	29,248
Fleet charges, air	2150	0	0	0	0	181	0	219	0	0	0	0	237	0	0	637
Travel-moving expenses	2155	0	0	0	0	0	0	0	0	0	0	0	0	0	0	0
Travel, Non-state employees	2160	0	0	0	0	0	0	0	0	0	0	0	0	0	0	0
Travel Expense Board	2165	11,372	7,475	11,233	9,014	15,800	7,392	10,054	6,893	6,893	11,951	12,127	20,955	7,036	18,583	149,866
Travel-Purchasing Card	2190	0	0	0	0	0	0	0	0	0	0	0	0	0	0	0
Telecommunications equip/srv	2200	12,999	7,095	7,308	7,354	2,029	5,991	7,899	6,119	6,119	5,819	5,915	5,082	5,471	6,629	86,310
Long distance, non-STIS	2210	0	0	0	0	0	0	0	0	0	0	0	0	0	0	0
Additional local calls	2220	0	0	0	0	0	0	0	0	0	0	0	0	0	0	0
One time install/modify	2230	0	0	0	0	0	0	0	0	0	0	0	0	0	0	0
STIS calls	2240	0	1,075	1,186	972	1,049	1,007	746	1,065	1,065	948	860	569	816	373	10,565
STIS data access/data network	2250	0	726	726	726	726	726	726	726	726	726	726	726	726	726	8,112
Other telecom	2260	0	0	0	0	0	0	0	0	0	0	0	0	0	0	0
Rent state space	2310	0	0	0	0	0	0	0	0	0	0	0	0	0	0	0
Rent private space	2320	0	0	0	0	0	0	0	0	0	0	0	0	0	0	0
Operating lease/private space	2325	48,177	48,177	48,177	48,177	48,177	48,177	48,177	48,658	48,658	51,258	48,658	48,658	0	0	534,459
Rent WP/DP equip	2330	0	0	0	0	0	0	0	0	0	0	0	0	0	0	0
Operating lease WP/DP equip	2335	0	0	0	0	0	0	0	0	0	0	0	0	0	0	0
Rental of vehicles	2340	0	0	0	0	0	0	0	0	0	0	0	0	0	0	0
Rental of other equipment	2360	0	0	0	0	0	0	0	0	0	0	0	0	0	0	0
Operating lease other equipment	2370	8,036	0	0	0	0	0	0	0	0	0	0	0	0	0	0
Maint & repair leased prop	2410	0	0	0	0	0	0	0	0	0	0	0	0	0	0	0
Housekeeping & janitorial svcs	2450	0	0	0	0	0	0	0	0	0	0	0	0	0	0	0
Maintenance & Repair DP	2460	0	0	0	0	0	111	0	0	0	0	5,686	1,550	1,836	0	0
Maintenance & Repair Other	2480	2,619	6,028	1,461	1,756	3,497	2,665	2,198	3,933	3,933	2,310	1,126	5,610	4,547	15,020	52,756
DP services-state agcy	2600	0	0	0	0	0	0	0	0	0	0	0	0	0	0	0
DP services-private	2650	0	0	0	0	0	0	0	0	0	0	0	0	0	0	0
Professional services, general	2740	713	9,398	8,299	16,046	19,014	7,393	8,273	28,177	28,177	10,544	12,864	43,502	4,380	92,439	260,961
Legal services, other	2756	0	0	0	0	0	0	0	0	0	0	0	0	0	0	0
Legal services, hearing examiners	2758	0	0	0	0	0	0	0	0	0	0	0	0	0	0	0
Postage	3100	0	20,766	19,477	30,550	45,860	57,926	19,727	25,858	25,858	20,868	17,479	19,095	16,671	74,721	369,010
Freight & Handling	3110	114	4,105	6,622	6,622	10,207	10,292	5,971	5,816	5,816	5,555	4,107	4,043	3,652	14,575	79,607
Subscriptions	3120	418	2,169	2,125	1,404	2,177	909	3,105	1,267	1,267	1,665	1,833	1,674	1,397	1,289	21,431
Dues & Memberships	3130	4,775	0	100	3,925	200	250	350	0	0	0	200	100	0	0	9,900
Advertising & Promotions	3140	0	0	0	0	0	0	0	0	0	0	0	0	0	0	0
Prizes & Awards	3150	0	0	0	0	0	0	0	0	0	0	0	0	0	0	0
Indirect Cost Allowance	3160	0	0	0	0	0	0	0	0	0	0	0	0	0	0	0
IT Applications charge back	3190	0	0	0	0	0	0	0	0	0	0	0	0	0	0	0
Interest Paid/prompt pay	3200	0	0	0	0	0	0	0	0	0	0	0	0	0	0	0
Interest Paid-Other	3210	0	0	112	360	0	0	0	0	0	0	0	0	0	0	0
Miscellaneous Services	3300	1,736	1,728	6,408	1,296	1,573	1,763	19,982	50,183	50,183	11,779	3,181	2,486	7,713	5,707	115,535
Insurance-Property	3420	0	0	0	0	0	0	0	0	0	0	0	0	0	0	0
Insurance-Liability	3425	0	0	0	0	0	0	0	1,103	1,103	0	0	0	0	0	1,103
Insurance-Workers Comp	3430	0	0	0	0	0	0	0	6,760	6,760	0	0	0	0	0	6,760
Insurance-Fidelity bond	3435	0	0	0	0	0	0	0	0	0	0	0	0	0	0	0
Printing internal	3510	712	3,853	9,046	6,628	8,020	3,253	643	1,018	1,018	8,890	8,479	826	12,562	8,401	72,331
Printing external	3550	0	0	0	0	0	0	0	0	0	0	0	0	0	0	0
Supplies, building maint & oper	3630	0	0	0	0	0	0	0	0	0	0	0	0	0	0	0
Computer software	3730	0	0	36,738	0	0	0	0	3,615	3,615	0	0	0	0	0	0
Materials & supplies, other	3740	6,766	2,223	4,340	10,059	4,316	8,408	7,216	9,509	9,509	2,579	7,339	2,476	50,950	23,811	111,499
Procurement card	3800	3,465	1,239	4,101	2,700	520	237	1,799	3,492	3,492	2,002	2,628	2,108	5,570	0	29,860
Minor equip, inventoried	3910	0	0	0	0	0	0	8,840	28,288	28,288	0	0	1,038	0	60,000	98,166
PP	4000+	0	0	0	0	0	0	14,954	83,669	83,669	0	0	0	0	19,760	118,383
		103,006	122,721	216,328	175,146	190,718	172,108	183,551	339,897	339,897	153,250	156,571	187,421	149,729	366,566	2,517,012
		103,006	225,727	442,055	617,201	807,919	980,027	1,163,578	1,503,475	1,503,475	1,656,725	1,813,296	2,000,717	2,150,446	2,517,012	

DEPARTMENT OF REGULATION AND LICENSING  
Budgeted Building Costs

**Rent Projections:**

8/1/02-7/31/03	\$619,519.15
8/1/03-12/31/03	638,104.72

1/1/04-12/31/04	739,282.16
1/1/05-12/31/05	763,037.00
1/1/06-12/31/06	778,873.57
1/1/07-12/31/07	794,710.14

**4 Year Average (2004 - 2007) \$768,976**

**Furniture Replacement Budgeted Costs:**

Rm/Area	Furniture description	Qty	Cost per	Total cost
private offices	PO freestanding furniture	37	\$4,000.00	\$148,000.00
med-large conference rms (5)	30x60 tables (3 per rm)	15	490.00	7,350.00
	BSI alta side chair (15 per rm)	75	139.00	10,425.00
Hearing rm(s) (2)	30x60 tables (4 in each rm)	8	490.00	3,920.00
	BSI engage task chair (5 per rm)	10	420.00	4,200.00
Exam rm(s) (3)	30x60 table (2 per rm)	6	490.00	2,940.00
	BSI engage task chair (4 per rm)	12	420.00	5,040.00
Board rm(s) (3)	30x60 tables (5 per rm)	15	490.00	7,350.00
	credenza (1 per rm)	3	500.00	1,500.00
	BSI alta side chair (25 per rm)	75	139.00	10,425.00
Break rm	42" round table	5	467.00	2,335.00
	BSI cheyenne chair	25	84.00	2,100.00
			sub-total	\$ 205,585.00
			10% contingency	20,558.50
<b>Total Budgeted Furniture Replacement Cost</b>				<b>\$ 226,143.50</b>

Schenck, Pat  
5/9/2003  
10:38 AM

**DIVISION OF BOARD SERVICES**  
**Board Travel Expenses**  
FY 2001-2002

Per Diems  
Travel Vouchers  
Hotel and Meals

BOARD	MBRS	#MTG	Fiscal Yr	PER DIEM	VOUCHER	HOTEL	MEALS	TOTAL
Accounting	6	6	2001-2002	\$675.00	\$1,387.03	\$0.00	\$253.45	\$2,315.48
A-E JOINT	8	4	2001-2002	\$0.00	\$0.00	\$0.00	\$365.25	\$365.25
Architect	3	4	2001-2002	\$1,000.00	\$2,404.08	\$310.00	\$65.25	\$3,779.33
Engineers	4	6	2001-2002	\$725.00	\$1,428.00	\$373.00	\$132.50	\$2,658.50
Design	5	3	2001-2002	\$775.00	\$2,203.93	\$372.00	\$105.00	\$3,455.93
Land Surveyors	3	4	2001-2002	\$775.00	\$1,742.04	\$310.00	44.25	\$2,871.29
Landscape Arch	4	4	2001-2002	\$300.00	\$697.70	\$744.00	111.25	\$1,852.95
Athletic Trainers ACB	6	4	2001-2002	\$250.00	\$518.17	\$0.00	\$0.00	\$768.17
Auctioneers	5	6	2001-2002	\$850.00	\$1,610.74	\$744.00	\$0.00	\$3,204.74
Barber/Cos	8	6	2001-2002	\$1,600.00	\$2,568.76	\$372.00	\$369.00	\$4,909.76
Chiropractic	6	12	2001-2002	\$1,675.00	\$4,482.57	\$744.00	\$399.00	\$7,300.57
Dentistry	11	6	2001-2002	\$2,450.00	\$5,444.97	\$2,666.00	\$497.00	\$11,057.97
Firearms	9	2	2001-2002	\$0.00	\$0.00	\$0.00	\$201.90	\$201.90
Funeral Directors	3	6	2001-2002	\$900.00	\$1,989.47	\$744.00	\$243.25	\$3,876.72
GHSS	10	2	2001-2002	\$0.00	\$0.00	\$0.00	\$204.00	\$204.00
Geologists	3	4	2001-2002	\$275.00	\$338.00	\$311.00	\$58.00	\$982.00
Hydrologist	3	5	2001-2002	\$300.00	\$478.73	\$0.00	\$30.00	\$808.73
Soil Science	4	4	2001-2002	\$125.00	\$416.00	\$310.00	\$0.00	\$851.00
Hearing & Speech	8	4	2001-2002	\$600.00	\$1,494.98	\$620.00	\$589.90	\$3,304.88
Speech Lang & Path Cncl	6	2	2001-2002	\$0.00	\$24.70	\$0.00	\$0.00	\$24.70
Interior Design	8	1	2001-2002	\$0.00	\$0.00	\$0.00	\$0.00	\$0.00
Massage Therapist & Bodwrk	9	2	2001-2002	\$0.00	\$999.05	\$0.00	\$0.00	\$999.05
Medical Exam Board	11	12	2001-2002	\$8,987.50	\$13,270.19	\$3,844.00	\$1,305.05	\$27,406.74
Respiratory Care Pract Cncl	4	3	2001-2002	\$275.00	\$692.15	\$0.00	\$62.00	\$1,029.15
Music Art Dance	8	2	2001-2002	\$0.00	\$326.69	\$0.00	\$55.65	\$382.34
Nursing	7	12	2001-2002	\$3,150.00	\$5,430.49	\$2,472.85	\$793.51	\$11,846.85
Nursing Home Admin	7	4	2001-2002	\$675.00	\$2,176.07	\$248.00	274.95	\$3,374.02
Occupational Therap Aff CB	4	6	2001-2002	\$1,012.50	\$2,575.59	\$369.00	\$32.00	\$3,989.09
Optometry	7	6	2001-2002	\$850.00	\$2,580.18	\$776.00	\$0.00	\$4,206.18
Pharmacy Examining Board	7	12	2001-2002	\$4,112.50	\$5,794.51	\$2,790.00	\$653.60	\$13,350.61
Physical Therapist ACB	4	6	2001-2002	\$450.00	\$1,525.42	\$682.00	\$0.00	\$2,657.42
Podiatrist Aff Cred Board	4	4	2001-2002	\$175.00	\$378.95	\$186.00	\$0.00	\$739.95
Private detective	9	2 or 4	2001-2002	\$0.00	\$53.62	\$0.00	\$105.00	\$158.62
Psychology	6	11	2001-2002	\$1,800.00	\$2,133.56	\$664.00	\$89.50	\$4,687.06
Real Estate	5	10	2001-2002	\$2,400.00	\$2,388.20	\$0.00	441.35	\$5,229.55
Cemetery	9	3	2001-2002	\$0.00	\$83.75	\$0.00	\$323.95	\$407.70
Real Estate Appraisers	6	5	2001-2002	\$1,050.00	\$2,474.09	\$620.00	283.25	\$4,427.34
Social Work Section	4	12	2001-2002	\$2,200.00	\$4,323.74	\$2,542.00	\$457.75	\$9,523.49
Marriage & Family Ther Sec	4	4	2001-2002	\$650.00	\$1,871.77	\$177.00	\$0.00	\$2,698.77
Professional Counselor	4	5	2001-2002	\$300.00	\$658.70	\$0.00	\$0.00	\$958.70
Veterinary Exam Board	8	6	2001-2002	\$1,375.00	\$2,691.48	\$0.00	\$393.20	\$4,459.68
<b>TOTAL</b>								<b>\$157,326.18</b>

Division of Enforcement Cost Initiatives

Expert Witness Hourly Rate Upgrade (see attached)	13,000
Physician competency testing expense (\$7,000 per test, 10 per year)	70,000
Additional audit expenses for travel, etc.	8,400
Additional FTE for physician death cases (statute of limitations requirement) (Salary \$60,000, Fringes \$23,350)	<u>83,350</u>
	<u><u>174,750</u></u>

EXPERT WITNESSES FOR 2002

Name of Expert	Board Id	Case Number	Credential Type	Case Name	Hourly Rate	Amount Paid for Services	Hours
Ballard, Robert	MED	00MED421	20	Seifert	75.00	300.00	4.00
Baratz, Robert	MED	94MED094	20	Kadile	175.00	38,507.65	220.04
	MED	96MED287	20	"			
	MED	97MED101	20	Waters	175.00	8,426.30	48.15
	MED	97MED108	20	"			
Beasley, John	MED	01MED089	20	Deming	250.00	750.00	3.00
Benzer, David	MED	01MED080	20	Alexis	75.00	1,768.12	23.57
Chappell, Terry	MED	94MED094	20	Kadile	400.00	3,600.00	9.00
Correll, Paul	DEN	97DEN014	15	Hussain	75.00	1,762.50	23.50
Douglas, Steve	CHI	01CHI025	12	Price	75.00	225.00	3.00
Ehler, David	DEN	01DEN085	15	Krahenbuhl	200.00	800.00	4.00
Fabry, Zsuzsanna	CHI	97CHI016	12	Dykema	75.00	450.00	6.00
Fronczak, Frank	ENG	00ENG002	6	Jelenik	100.00	3,700.00	37.00
Gandhi, Shantilal	MED	97MED407	20	Spottswood	75.00	450.00	6.00
Kessenich, Andrew	APP	00APP007	9	Buchta	85.00	3,612.50	42.50
Kotowski, Sharon	NUR	01NUR160	30	Bushong	75.00	375.00	5.00
Luisier, David	DEN	97DEN014	15	Hussain	75.00	825.00	11.00
Oldenhoff, Jane	NUR	98NUR189	31	Schneider	25.00	112.50	4.50
Patterson, Jeffrey	MED	00MED217	20	Wetzler	75.00	150.00	2.00
Resnick, Daniel	MED	95MED423	20	Lippman	75.00	188.00	2.51
Rice, Mary	PHM	01PHM020	0	Taycheedah	75.00	300.00	4.00
Sager, Lawrence	REB	00REB070	90	Rogers	75.00	187.50	2.50
	REB	01REB132	94	Mazzoni	75.00	187.50	2.50
	REB	01REB242	90	Ihm	75.00	337.50	4.50
	REB	01REB330	90	Riopel	75.00	187.50	2.50
Sandsnes, Arden	LSR	01LSR001	8	Miller	75.00	937.50	12.50
	LSR	01LSR002	8	"			
Schild, Daniel	DEN	00DEN025	15	Moldenhauer	75.00	2,625.00	35.00
Schulze, Paul	DEN	96DEN027	15	VanGorden	75.00	2,894.40	38.59
	DEN	93DEN044	15	"			
Sharpe, Vicki	CPC	96CPC002	125	Allen	75.00	2,008.50	26.78
	SOC	96SOC013	125	"			
Sime, Claude	DEN	01DEN067	15	Bakke	75.00	1,087.50	14.50
Spiro, Herzl	MED	01MED074	20	Greer	200.00	3,500.00	17.50
Stangland, Jeanette	NUR	98NUR129	30	Furyk	75.00	1,350.00	18.00
Svoboda, Paul	DEN	97DEN014	15	Hussain	75.00	525.00	7.00
Taylor, David	MED	02MED001	20	Logan	75.00	450.00	6.00
Terbilcox, T. F.	CHI	00CHI050	12	LaBlanc	75.00	502.77	6.70
Timmerman, Mark	MED	00MED014	21	Faber	275.00	825.00	3.00
Truppe, Robert	MED	01MED089	20	Deming	75.00	187.50	2.50
Vanderkolk, Caprice	NUR	98NUR081	30	Britton	75.00	450.00	6.00
Wakefield, Timothy	CHI	01CHI034	12	Wilder	75.00	862.50	11.50
Williams, Scot	APP	98APP025	9	Olson	95.00	1,900.00	20.00
	APP	98APP026	9	Tull	95.00	1,021.25	10.75
	APP	94APP038	4	Thomas	95.00	2,588.75	27.25
	APP	96APP013	4	"			
Yeomans, Steven	CHI	00CHI006	12	Witkowski	75.00	821.00	10.95

91,739.24      745.30

Total Hours for 2001	302.03
Total Hours for 2001-2002	<u>1047.33</u>
Average Hours	523.66
x Upgraded Hourly Rate	<u>\$ 200</u>
	104,733
Less: Amount Paid in 2002	<u>(91,739)</u>
	12,994

Additional Expert Witness Fees for Rate Upgrade      13,000



EXPERT WITNESSES FOR 2001

Name of Expert	Board Id	Case Number	Credential Type	Case Name	Hourly Rate	Amount Paid for Services	Hours
Baratz, Robert	MED	94MED094	20	Kadile	175.00	1,872.75	10.70
Beecher, Craig	ENG	99ENG008	6	Arnold	110.00	440.00	4.00
Booske, John	CHI	97CHI016	12	Dykema	75.00	337.50	4.50
Cunning, Linda	REB	99REB313	90	Bobeck	225.00	618.75	2.75
	REB	00REB214	90	Bobeck			
Douglas, Steve	CHI	01CHI025	12	Price	75.00	112.50	1.50
Fabry, Zsuzsanna	CHI	97CHI016	12	Dykema	75.00	1,200.00	16.00
Keller, Shirley	NUR	98NUR141	30	Chu	75.00	1,994.65	26.60
Kelley, William	MED	00MED 070	20	Nibler	125.00	125.00	1.00
Kotowski, Sharon	NUR	99NUR226	30	Conant	75.00	306.50	4.09
Loomans, Jeff	VET	97VET005	50	Metz	75.00	3,243.75	43.25
	VET	97VET006	50	Metz			
	VET	93VET041	50	Metz			
	VET	98VET039	50	Metz			
Malzer, Ronald	PSY	97PSY002	57	Stein	75.00	882.25	11.76
McKenney, Nancy	DEN	97DEN138	15	Bakke	75.00	562.25	7.50
Miller, Michael	MED	97MED143	20	Wang	75.00	112.50	1.50
	MED	00MED055	20	Wang			
	MED	99MED166	20	Wang			
Minter, Scott	REB	98REB222	90	Schuster	75.00	468.75	6.25
Moessner, James	APP	99APP015	9	Haselwander	75.00	1,650.00	22.00
Mytton, Janice	VET	94VET003	50	Murphy	75.00	750.00	10.00
	VET	97VET014	50	Murphy			
	VET	97VET020	50	Murphy			
	VET	98VET014	50	Murphy			
Nevens, Jeffrey	PHM	00PHM071	40	Amer	50.00	412.50	8.25
Nitzke, Susan	CHI	96CHI061	12	Dykema	75.00	750.00	10.00
	CHI	97CHI016	12	Dykema			
O'Donnell, John	PSY	99PSY051	57	Kavanagh	75.00	525.00	7.00
Preston, Ivan	AUC	01AUC005	52	Khan	100.00	150.00	1.50
Przybylinski, J	MED	95MED274	21	Hollar	75.00	367.50	4.90
Sadowski, JL	DEN	96DEN098	15	Krahenbuhl	75.00	1,889.55	25.19
Schinktgen, Penny	NUR	99NUR276	30	Martin	75.00	150.00	2.00
Stangland, Jeanette	NUR	98NUR129	30	Furyk	75.00	525.00	7.00
Svoboda, Paul	DEN	97DEN014	15	Hussain	75.00	712.50	9.50
Swenson, Rand	CHI	97CHI016	12	Dykema	75.00	2,287.50	30.50
Varney, Scott	AUC	97AUC017	52	Fleisner	75.00	375.00	5.00
	AUC	97AUC022	52	Fleisner			
	AUC	97AUC038	52	Fleisner			
	AUC	99AUC024	52	Fleisner			
Waldron, Kenneth	PSY	98PSY036	57	Matusiak	75.00	225.00	3.00
	CHI	99CHI011	12	Vradenburg	75.00	262.00	3.49
Yeomans, Steven	CHI	98CHI004	12	Hammett	75.00	847.50	11.30
						24,156.20	302.03

**Department of Regulation and Licensing**  
**Summary of IT Initiatives, Cost Projections (FY 04 - FY 07)**

				<b>TOTAL</b>
Technical Equipment and Upgrade, Cost Projections	417,180	389,400	426,400	430,300
<b>IT Technical Equipment and Upgrades</b>		<b>Average Cost for the 4-Year Period</b>		<b>415,820</b>
Expanding Online Licensing Transactions Costs and Benefits 2003-2005	455,375	217,500		672,875
Internal Productivity Improvement Intranet Costs and Benefits 2003-2005	79,600	238,500		318,100
Extranet to Support Licensing Board Operations Costs and Benefits 2003-2005	15,300	93,000		108,300
Other IT Initiatives, Cost Projections	18,751	89,000	589,000	589,000
<b>IT Initiatives</b>	<b>569,026</b>	<b>638,000</b>	<b>589,000</b>	<b>589,000</b>
		<b>Average Cost for the 4-Year Period</b>		<b>596,257</b>

**Department of Regulation and Licensing  
Technical Equipment and Upgrade, Cost Projections**

<b>Desktop Infrastructure Components</b>	<b>FY 04</b>	<b>FY 05</b>	<b>FY 06</b>	<b>FY 07</b>
PC replacement (45 PCs replaced each year) hardware/software				
PC hardware \$2400 x 45	108,000	108,000	108,000	108,000
Laptops \$3,300 each	33,000	33,000	66,000	66,000
PC software upgrades	35,000	35,000	35,000	35,000
Other hardware upgrades	10,000	10,000	10,000	10,000
<b>Total Costs</b>	<b>186,000</b>	<b>186,000</b>	<b>219,000</b>	<b>219,000</b>

<b>LAN Infrastructure Components</b>	<b>FY04</b>	<b>FY05</b>	<b>FY06</b>	<b>FY07</b>
Printer upgrades as needed. Move from LAN printers to multifunction printers where feasible.	10,000	10,000	10,000	10,000
Printers, multifunction printers	22,000	22,000	22,500	22,500
Cisco switch upgrades	10,000	10,000	10,000	10,000
File and print server. Replace every 4 years (master lease 4 year cycle).	6,000	6,000	6,000	6,000
Server software upgrades	3,900	3,900	4,200	4,500
Oracle production database replacement server. Replace every 4 years (master lease 4 year cycle).	8,000	8,000	8,000	8,000
Backup hardware	6,000	6,000	6,000	6,000
Backup software	4,000	4,000	4,000	4,000
Exchange 2000 e-mail server. Replace every 4 years (master lease 4 year cycle).	4,500	4,500	4,500	4,500
Exchange 2000 e-mail software (client access, OS and software)	3,500	4,000	4,200	4,800
Software support maintenance agreements	42,000	44,000	46,000	48,000
Network and client virus software	3,500	3,500	3,500	3,500
Web server replacement. Replace every 4 years (master lease 4 year cycle).	5,500	5,500	5,500	5,500
Web server and development software	15,000	15,000	15,000	15,000
Service contracts for printers	6,000	6,500	7,000	7,500
<b>Total Costs</b>	<b>149,900</b>	<b>152,900</b>	<b>156,400</b>	<b>159,800</b>

Telecommunications	FY04	FY05	FY06	FY07
Data circuit	11,280	12,000	12,500	13,000
IVR software	15,000	15,000	15,000	15,000
Consulting services	30,000	10,500	10,500	10,500
IVR hardware, replace every 4 years (master lease 4 year cycle).	9,000	9,000	9,000	9,000
Call center software (Pinnacle or replacement)	16,000	4,000	4,000	4,000
Total costs	81,280	50,500	51,000	51,500

	FY04	FY05	FY06	FY07
Grand Total	417,180	389,400	426,400	430,300

**Department of Regulation and Licensing  
Expanding Online Licensing Transactions Costs and Benefits 2003-2005**

High Level Estimated Total Project Costs				
Initial Costs	Amount	Assumptions	FY04	FY05
Consultant Costs (DOA and DRL)				
Business Analysis	\$18,000	\$60/hour at 300 hours	\$18,000	
Project Management	\$82,500	\$55/hour at 1500 hours	\$52,800	\$29,700
Application Interface	\$11,000	\$55/hour at 200 hours	\$11,000	
Application Development	\$179,300	\$55/hour at 3260 hours	\$115,100	\$64,200
Database Development	\$75,350	\$55/hour at 1370 hours	\$75,350	
Testing (User, Technical, Load)	\$23,925	\$55/hour at 435 hours	\$12,925	\$11,000
Technical System Documentation	\$4,500	\$45/hour at 100 hours		\$4,500
Implementation	\$18,425	\$55/hour at 335 hours		\$18,425
Post Development maintenance	\$39,875	\$55/hour at 725 hours		\$39,875
Stakeholders Focus Groups	\$20,000	(4 Focus Groups @ \$5,000 session)	\$15,000	\$5,000
Software Development Tools	\$101,000	Based upon market rates	\$101,000	
Server and or Application Hosting Fees	\$60,000	Based upon market rates	\$50,000	\$10,000
Credit Card System Integration	\$3,000	\$75/hour at 40 hours	\$3,000	
Security System Integration	\$7,500	\$75/hour at 100 hours	\$750	\$6,750
Maintain User Ids, Passwords	\$4,500	\$45/hour at 100 hours	\$450	\$4,050
Marketing Materials	\$15,000	Based upon wi.gov costs		\$15,000
User Training, Online Help, User Manuals	\$9,000	\$45/hour at 200 hours		\$9,000
<b>Total</b>	<b>\$672,875</b>		<b>\$455,375</b>	<b>\$217,500</b>

The hourly rates listed above are estimates; the Department of Regulation and Licensing will negotiate the hourly rates to insure the best price.

**Department of Regulation and Licensing  
Internal Productivity Improvement Intranet Costs and Benefits 2003-2005**

<b>High Level Estimated Total Project Costs</b>				
<b>Initial Costs</b>	<b>Amount</b>	<b>Assumptions</b>	<b>FY04</b>	<b>FY05</b>
Consultant Costs (DOA and DRL)				
Business Analysis	\$15,000	\$60/hour at 250 hours	\$15,000	
Project Management	\$57,750	\$55/hour at 1050 hours	\$14,850	\$42,900
Database Analysis and Design	\$44,000	\$55/hr at 800 hours	\$22,000	\$22,000
Application Development	\$99,000	\$55/hr at 1800 hours	\$27,750	\$71,250
Application Integration	\$11,000	\$55/hour at 200 hours		\$11,000
Application Implementation	\$35,750	\$55/hour at 650 hours		\$35,750
Application Customization	\$5,500	\$55/hour at 100 hours		\$5,500
Testing (User, Technical, Load)	\$29,700	\$55/hour at 540 hours		\$29,700
Server and or Application Hosting Fees	\$15,000	Based upon market rates		\$15,000
Maintain User Ids, Passwords	\$1,800	\$45/hour at 40 hours		\$1,800
User Training, Online Help, User Manuals	\$3,600	\$45/hour at 80 hours		\$3,600
<b>Total</b>	<b>\$318,100</b>		<b>\$79,600</b>	<b>\$238,500</b>

The hourly rates listed above are estimates; the Department of Regulation and Licensing will negotiate the hourly rates to insure the best price.

**Department of Regulation and Licensing  
Extranet to Support Licensing Board Operations Costs and Benefits 2003-2005**

<b>High Level Estimated Total Project Costs</b>				
<b>Initial Costs</b>	<b>Amount</b>	<b>Assumptions</b>	<b>FY04</b>	<b>FY05</b>
Consultant Costs (DOA and DRL)				
Business Analysis	\$12,000	\$60/hour at 200 hours	\$12,000	
Project Management	\$18,425	\$55/hour at 335 hours	\$2,200	\$16,225
Application Interface	\$3,300	\$55/hour at 60 hours		\$3,300
Application Development	\$21,450	\$55/hour at 390 hours	\$1,100	\$20,350
Database Development	\$13,200	\$55/hour at 240 hours		\$13,200
Testing (User, Technical, Load)	\$12,100	\$55/hour at 220 hours		\$12,100
Implementation & Support	\$7,425	\$55/hour at 135 hours		\$7,425
Stakeholder Focus Group	\$5,000	Single Focus Group		\$5,000
Server and or Application Hosting Fees	\$5,000	Based upon market rates		\$5,000
Maintain User Ids, Passwords	\$1,800	\$45/hour at 40 hours		\$1,800
Marketing Materials	\$5,000	Based upon Wi.gov Costs		\$5,000
User Training, Online Help, User Manuals	\$3,600	\$45/hour at 80 hours		\$3,600
<b>Total</b>	<b>\$108,300</b>		<b>\$15,300</b>	<b>\$93,000</b>

The hourly rates listed above are estimates; the Department of Regulation and Licensing will negotiate the hourly rates to insure the best price.

**Department of Regulation and Licensing  
Other IT Initiatives, Cost Projections**

<b>Web and Other Application Development</b>	<b>FY04</b>	<b>FY05</b>	<b>FY06</b>	<b>FY07</b>
Consultant			300,000	300,000
Software			100,000	100,000
Stakeholder focus groups			25,000	25,000
Hardware or hosting fees			75,000	75,000
Marketing materials			10,000	10,000
User training			18,000	18,000
<b>Total Costs</b>			<b>528,000</b>	<b>528,000</b>

<b>Imaging &amp; Records Management</b>	<b>FY04</b>	<b>FY05</b>	<b>FY06</b>	<b>FY07</b>
Software and service agreement		37,000	9000	9000
Servers, replace every 4 years (master lease, 4 year cycle)		26,000	26,000	26,000
Consultant		10,000	10,000	10,000
Workstation upgrades		10,000	10,000	10,000
<b>Total Costs</b>		<b>83,000</b>	<b>55,000</b>	<b>55,000</b>

<b>Off-Site Access</b>	<b>FY04</b>	<b>FY05</b>	<b>FY06</b>	<b>FY07</b>
Citrix Metaframe for W2K Server	4,177			
Citrix Metaframe 1.8 CAL (15 user).	1,110			
Service agreement	1,000	1,000	1,000	1,000
W2K server license.	464			
Consultant	4,000	1,000	1,000	1,000
Server, replace every 4 years (master lease, 4 year cycle)	4,000	4,000	4,000	4,000
Employee training	4,000			
<b>Total Costs</b>	<b>18,751</b>	<b>6,000</b>	<b>6,000</b>	<b>6,000</b>

<b>Grand Total</b>	<b>FY04</b>	<b>FY05</b>	<b>FY06</b>	<b>FY07</b>
	18,751	89,000	589,000	589,000



**Asbjornson, Karen**

---

**From:** Halbur, Jennifer  
**Sent:** Tuesday, September 30, 2003 12:53 PM  
**To:** Asbjornson, Karen  
**Subject:** FW: Department of Regulation and Licensing Fee Study Source Documents

-----Original Message-----

**From:** Schlaefer, Mary - DRL  
**Sent:** Tuesday, September 30, 2003 12:21 PM  
**To:** Halbur, Jennifer  
**Subject:** RE: Department of Regulation and Licensing Fee Study Source Documents

*Documents  
given to  
JFC*

You're welcome.

Here is the additional information that I spoke with you about. If you have any questions, please let me know.



senate assem  
161803 attach bud..



senate assem  
061803.doc



fee schedule  
171803 adjustment..

Jim Doyle  
Governor

WISCONSIN STATE SENATE  
WISCONSIN DEPARTMENT OF  
REGULATION & LICENSING

1400 E Washington Ave  
PO Box 8935  
Madison WI 53708-8935

Donsia Strong Hill  
Secretary

Email: [web@drl.state.wi.us](mailto:web@drl.state.wi.us)  
Voice: 608-266-2112  
FAX: 608-267-0644  
TTY: 608-267-2416



**Carol Roessler**  
STATE SENATOR

DATE: June 18, 2003

TO: Members of the State Senate  
Members of the State Assembly

FROM: Donsia Strong Hill  
Secretary

SUBJECT: Fee Setting Methodology for Wisconsin Credential Holders

Dear Legislators:

The Department of Regulation and Licensing (DRL) is requesting that you again consider the fee setting methodology that the department contracted to develop that equitably allocates the department's costs to all credential holders based on a true study of department staff time and costs.

The method developed captures all the costs of credentialing and monitoring compliance with regulations by each licensed profession. The old method allocated only the costs of enforcement attorneys and distributed all other costs across-the-board. The proposed methodology results in a more fair allocation of credentialing fees among professionals licensed by DRL.

Since we presented this methodology to the Joint Committee on Finance (JCF) in May, we have altered the allocation slightly. The members of the boards that regulate the various professions, who are senior practitioners of those professions, requested that renewing established licensees bear a greater portion of the cost of regulating their profession than newcomers to their professions. We made this change as an encouragement to economic growth.

The new fee methodology decreases the fee for new licenses for 101 of the 110 professions regulated. The new fee methodology also reduces renewal fees for 27 professions, which under the current methodology are subsidizing the cost of regulating other professions.

A copy of the newly proposed fee schedule is attached. The fees that would be reduced under the new methodology are highlighted.

In deciding not to accept the new fee setting methodology for now, the JCF reduced DRL's spending authority by \$833,700 to avoid the deficit that would result from using the old fee structure.


Although it will have a substantial impact on the department's operations, DRL believes it can absorb a cut of \$543,400 and is accomplishing this through staff reductions and other measures. However, an additional reduction in spending of \$290,300 will have severe impact on the services the department provides to the boards that regulate their professions. Attached is a list of the available options for meeting the additional reduction. As you can see, the boards' ability to monitor and regulate their own professions will be severely limited if the additional \$290,300 cut is required.

WISCONSIN STATE SENATE  
DRL is requesting that the new fee setting methodology, with the modification to new credentials, be implemented by accepting these fees as provided under s. 440.03 (9). In addition, the department is requesting that budget authority of \$290,300 be added back to the department's general operations appropriation. Thank you.



***Carol Roessler***  
STATE SENATOR

WISCONSIN STATE SENATE  
 Department of Regulation and Licensing Fee Summary




Type of License		License Fee for New Credential Holder **	License Fee for Renewals
Accounting	Certified Public Accountant (04)	45	54
	Firms (03)	34	66
Acupuncturist	Acupuncturist (55)	39	71
Agents for Burial Agreements	Agents for Burial Agreements (107)	36	No renewal
Architects Professional Engineers, Designers and Land Surveyors	Architect (05)	40	48
	Corporation (11)	40	54
	Designer (07)	40	61
	Engineer, Professional (06)	41	48
	Engineer-In-Training (500)	88	No renewal
	Land Surveyor (08)	40	95
	Landscaper Architect (14)	40	68
Athletic Trainers	Athletic Trainer (39)	39	113
Auctioneer	Auctioneer (52)	39	243
Auction Company	Auction Company (53)	34	121
Barbering & Cosmetology	Barber or Cosmetology Apprentice (600)	52	No renewal
	Barber or Cosmetologist (82)	35	43
	B or C Manager (81)	35	44
	B or C Instructor (83)	35	39
	Aesthetics Instructor (72)	35	97
	Electrology Instructor (73)	31	37
	Manicuring Instructor (74)	35	38
	B or C Establishment (80)	37	56
	Aesthetician (86)	35	48
	Aesthetic Establishment (69)	37	82
	Electrologist (84)	35	53
	Electrology Establishment (70)	37	68
	Manicurist (85)	35	65
	Manicuring Establishment (71)	37	137
	B or C School (87)	34	454
	School of Aesthetics (59)	31	37
School of Electrology (88)	31	37	
School of Manicuring (89)	34	39	
Boxing *	Amateur Boxing Club (261)	336	No renewal
	Professional Boxing Club (262)	1012	No renewal
	Boxing Seconds (265)	689	No renewal
	Professional Boxer (263)	658	No renewal
*Boxing licenses are issued annually.			
Charitable Organizations	Charitable Organizations (800) (Renewal is annual)	43	53
Chiropractic	Chiropractor (12)	63	282
Controlled Substance Board	Special Use Authorization (annual renewal)	34	171
Dentistry	Dentist (15)	43	252
	Dental Hygienist (16)	43	64
Dietitian	Certified Dietitian (29)	43	49
Fire Arms	Initial Firearms Permits	37	75
	Firearms Certifiers	37	69
Fund-Raising Counsel	Fund-Raising Counsel (105)	30	35
Funeral Directors	Funeral Director Excluding Embalming (75)	40	175
	Funeral Director (77)	40	175
	Funeral Director in Good Standing (76)	40	175
	Funeral Establishment (78)	40	211
	Funeral Director Apprentice (700)**	40	117
Geologists, Hydrologist and Soil Scientists	Geologist, Professional (13)	44	80
	Geology Firm (201)	44	161
	Hydrologist, Professional (111)	44	89
	Hydrology Firm (202)	44	149
Soil Scientist (112)		83	89
Soil Scientist Firm (203)		44	195

CAPITOL ADDRESS: State Capitol, Room 202, Madison, WI 53707-7882 • PHONE: 608-266-5300 • FAX: 608-266-0423

E-MAIL: Sen.Roessler@legis.state.wi.us • WEBSITE: http://www.legis.state.wi.us/senate/sen18/news/

WISCONSIN STATE SENATE

Department of Regulation and Licensing Fee Summary



Type of License


License Fee for  
New Credential  
Holder \*\*

License Fee for  
Renewals

**Carol Roessler**  
STATE SENATOR

Type of License		License Fee for New Credential Holder **	License Fee for Renewals
Hearing and Speech	Audiologist (156)	47	125
	Hearing Instrument Specialist (60)	47	339
	Speech-Language Pathologist (154)	47	74
Home Inspectors	Home Inspectors (106)	37	99
Interior Designers	Interior Designers (109)	37	103
Massage Therapists or Bodyworkers	Massage Therapists or Bodyworkers (46 & 47)	43	93
Medical	Physician, MD & DO (20 & 21)	45	151
	Perfusionist (18)	34	44
	Physician Assistant (23)	39	81
	Respiratory Care Practitioner (28)	40	58
Music, Art and Dance Therapists	Art Therapist (36)	34	188
	Dance Therapist (37)	34	169
	Music Therapist (38)	34	161
Nurses	Registered Nurses (30)	37	60
	Licenses Practical Nurse (31)	37	74
	Nurse Mid-Wife (32)	35	94
	Advanced Practice Nurse Prescriber (33)	35	54
Nursing Home Administrator	Nursing Home Administrator (65)	42	248
Occupational Therapists	Occupational Therapist (26)	39	57
	Occupational Therapy Assistant (27)	39	48
Optometry	Optometrist (35)	40	100
Pharmacy	Pharmacist (40)	58	112
	Pharmacy (42)	51	226
	Distributor of Prescription Drugs (45)	39	132
	Drug Manufacturer (44)	111	396
Physical Therapist	Physical Therapist (24)	40	55
	Physical Therapist Assistant (19)	40	42
Podiatrist	Podiatrist (25)	40	243
Private Detectives and Agencies	Private Detective (63)	50	149
	Private Detective Agency (62)	50	177
Private Security Persons	Private Security Persons (108)	37	118
Professional Fund-Raiser	Professional Fund-Raiser (100)	41	229
Psychology	Psychologist (57)	43	277
	School Psychologist (58)	35	166
Real Estate	Broker (90)	37	101
	Salesperson (94)	37	70
	Business Entity (91)	37	291
	Time Share Salesperson (93)	37	204
	Cemetery Salesperson (96)	44	316
	Cemetery Authority (95, 102 & 103)	44	984
	Cemetery Preneed Seller (101)	44	361
Real Estate Appraisers	Certified General Appraiser (10)	48	280
	Certified Residential Appraiser (09)	48	289
	Licensed Appraiser (04)	48	305
Social Worker, Marriage and Family Therapists and Professional Counselors	Social Worker (120)	49	90
	Advanced Practice Social Worker (121)	49	102
	Independent Social Worker (122)	50	61
	Independent Clinical Social Worker (123)	50	85
	Social Worker Trainee (127)	50	No renewal
	Marriage and Family Therapist (124)	50	177
	Professional Counselor (125)	50	97
Veterinary	Professional Counselor Trainee (126)	50	No renewal
	Veterinarian (50)	43	146
	Veterinary Technician (51)	43	62

WISCONSIN STATE SENATE



**BUDGET POINTS**

**Problem:** Need to cut \$290,310 expenditures per year out of \$10,173,600 total projected expenditures.

**Carol Roessler**  
STATE SENATOR

**Solutions/**

**Consequences:** Will have to make cuts in all of the following areas:

➤ **Salaries**

Projected before cuts: **\$5,595,200**

**Savings Measures**

- Not fill existing DOE attorney vacancy **\$59,800**
- Reduce IPP & Monitoring to ½ time positions **\$27,300**

Projected required cut: **\$87,100**

Total after projected cut: **\$5,508,100**

**Consequences**


- Will have to effectively phase out IPP by refusing to take on new cases
- Will have to significantly limit monitoring program in terms of number of cases taken and duration of time in monitoring (three year limit)
- Inability to fill attorney position will further exacerbate case processing delays

➤ **In-State and Out-of-State Travel**

Projected before cuts: **\$124,000**

Projected required cuts: **\$60,600**

Total after projected cuts: **\$63,400**



**Consequences**

**Carol Roessler**  
STATE SENATOR

- Will have severely restrict number of in-person meetings to no more than 4 annually; all other meetings, including screening panels, will have to be by teleconference.
- Will have to limit out-of-state travel to conferences only if conference sponsor pays all costs, except per diem; will result in no national presence and loss of ability to stay on top of cutting edge issues and regulatory approaches.

➤ **Printing/Postage Costs**

- Projected before cuts: **\$340,200**
  - Projected required cut: **\$140,100**
- Total after projected cut: **\$200,100**

**Consequences**

- Will have to severely restrict number of regulatory digests produced; publish on Web site only, no free hard-copy distribution
- Will have to severely restrict size of board packets; delivery will be by electronic means exclusively

➤ **Miscellaneous Other Savings Measures**

- Reduce fees paid for credit card transactions for on-line renewals by switching to a new provider

Projected savings: Undetermined—maximum projected possible savings **Undetermined**

- Further reduce the number of cars in the Department's fleet:

Projected savings: **\$2,500**