



JOE SANFELIPPO

STATE REPRESENTATIVE • 15th ASSEMBLY DISTRICT

(608) 266-0620
FAX: (608) 282-3615
Toll-Free: (888) 534-0015
Rep.Sanfelippo@legis.wi.gov

P.O. Box 8953
Madison, WI 53708-8953

January 23rd, 2020

Rep. Sanfelippo's public testimony on 2019 Assembly Bill 702

Good morning, Chairman Thiesfeldt and committee members. Thank you for holding a public hearing on 2019 Assembly Bill (AB) 702.

We introduced this bill in direct response to multiple requests by our constituents who began contacting me shortly after receiving their property tax bills which contained substantial tax increases attributable to the West Allis-West Milwaukee school levy. In particular, these residents were shocked and angered to see a large increase on their property tax bills since the referendum in April of 2017 had been rejected by the voters. A citizens group quickly formed and made an unsuccessful attempt to separate from the WAWM district.

As this groundswell of disgruntled New Berlin citizens grew, the conversations from those affected evolved into a broader discussion that included questioning why New Berlin kids are prohibited from attending New Berlin schools. AB702 is the result of those conversations.

AB 702 allows the School District of New Berlin (SDNB) to prioritize kids who live in New Berlin for open enrollment seats. The School District of New Berlin currently plans to allow 30 open enrollments seats. The way the district has it structured, they would allow approximately 19 students from the West Allis/West Milwaukee (WAWM) school district and approximately 11 students from the Elmbrook school district.

To put that in context, 19 students is equal to .2 % WAWM's total enrollment (8240), and .14% of Elmbrook's total enrollment (7334). Currently, there are approximately 278 (3.4% of total district enrollment) students who reside in New Berlin that are within the WAWM school district boundary, and 160 (2.2% of total enrollment) kids who reside in New Berlin that are within the Elmbrook school boundary. As you can see, the New Berlin school district is not creating enough open enrollment seats to allow for EVERY student in the affected areas to attend the SDNB, rather the number of seats affects a very small fraction of the enrollment in Elmbrook and WAWM.

AB 702 allows kids to attend the schools in the community in which they reside. The bill does not change the taxing authority for homes in the affected area. Elmbrook and WAWM will still keep a portion of student funding for the kids who choose to enroll in the SDNB. Also, Elmbrook and WAWM would have the opportunity under current law to levy for any lost funding over a three year period.

AB 702 is a reasonable compromise to address an issue that has arisen our community.

Thank you again for holding a public hearing on AB 702. I'm happy to answer any questions.



RESOLUTION


WHEREAS, the School District of New Berlin is a local, regional, state and national leader in academic achievement, college and career readiness, and academic career planning in direct correlation with the robust educational and extracurricular opportunities it provides; and,

WHEREAS, current statutes limit local control of which open enrollment student applicants are accepted by the School District of New Berlin, in order to offer the aforementioned opportunities for all students residing in the City of New Berlin; and,


WHEREAS, proposed Wisconsin Assembly Bill 3737 includes proposed changes to open enrollment regulations, which would allow the School District of New Berlin more local control and offer opportunities for all students residing in the City of New Berlin,

NOW, THEREFORE, BE IT RESOLVED by the School Board of the School District of New Berlin that the Board, on behalf of and in the name of the School District, collectively supports proposed Wisconsin Assembly Bill 3737, and its flexibility with open enrollment.

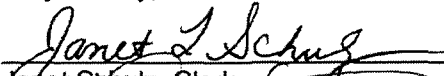
IN WITNESS WHEREOF, the undersigned, being members of the School Board of the School District of New Berlin, attest and affirm this resolution was adopted by a majority of the Board at a regular meeting of such Board on Monday, November 25, 2019.



Amy Crosby, President




Susan Manley, Vice President



Janet Schulz, Clerk




Mitchell Helmer, Treasurer



Kristyn Holaday-Wondrachek, Member



Jeffrey Kurth, Member



Kate Unger, Member

Mike Kuglitsch

STATE REPRESENTATIVE • 84TH ASSEMBLY DISTRICT

Thank you Chair Thiesfeldt and Members of the Committee for your consideration of 2019 Assembly Bill 702, which allows the School District of New Berlin the preference of New Berlin residents when accepting full-time open enrollment applications. I am here to request your support for Assembly Bill 702 and allow the New Berlin School District the ability to choose those students who reside locally.

Students in Wisconsin normally attend a public school in the district they physically live in, but with Wisconsin's open enrollment program, students are able to apply to attend a public school in another district. Open enrollment in Wisconsin is available to all students enrolled in K through 12th grade and students may apply to attend up to three school districts every year.

Under the Open Enrollment Program, the New Berlin School District must annually determine the number of regular education and special education spaces that it has available for students applying outside the District. Usually, the District receives more applications than it has available spots in a particular grade or program and the school board must determine, on a random basis, which applications to accept.

Assembly Bill 702 allows the New Berlin School Board to give preference to students who reside in New Berlin when determining which students will attend schools in the District. For example, a student of the West Allis School District, who happens to live in the city of New Berlin, would be afforded a spot in the New Berlin School District over students from other school district. Once transferred, the student is enrolled until they graduate or transfer to another school district.

Representative Sanfelippo and I feel it is important to make every effort to keep students close to home. AB 702 allows residents of New Berlin who reside in another school district the opportunity during the open enrollment process of attending New Berlin Public Schools.

Thank you Mr. Chair and Committee Members for your time and I ask for your support of this legislation. I am happy to take any questions.

Hoisington, Joshua

From: jerickson18@wi.rr.com
Sent: Wednesday, January 22, 2020 8:56 PM
To: Rep.Sanfelippo
Cc: 'jmkmpmem@sbcglobal.net'
Subject: Support from a New Berlin Resident for Bill SB639

Dear Representative Sanfelippo,

Thank you for your time and effort working on bill SB639 that allows the School Board of New Berlin to give preference to residents of New Berlin in accepting full-time open enrollment applications. While I would prefer to voice my support for this bill in person, I am unable to do so due to a scheduling conflict. Please consider the words of this email as my advocacy for this bill.

My request and thus corresponding support is simple, allow all children who live in New Berlin to attend schools within the New Berlin School District. I am not asking that they should be allowed to attend a school in another city or town. I am simply asking that they are allowed to attend the school within their own New Berlin community.

Our family has been part of the New Berlin community for over a decade. My children have participated in numerous New Berlin recreational programs, been part of a New Berlin Boy Scout Troop, spent numerous hours at the New Berlin Library and one even completed the D.A.R.E. program with the New Berlin Police Department. Nonetheless, my children are excluded from the schools within the New Berlin school district. My children would often ask, why can't we attend school with our friends? Don't we live in New Berlin?

Unfortunately, the answers to these questions are complex and not fully understood by the average child. In very plain terms, my children understood that they lived on the wrong street. If they lived across the street by their friends, they could attend school with them. Why should your street determine your school? Shouldn't your school be within your own town or city?

Finally, if schools and ultimately the state of Wisconsin want the very best for each individual child, shouldn't New Berlin residents be allowed to send their children to New Berlin schools? Unfortunately, the West Allis West Milwaukee School Board answered that question with a resounding no – your children aren't as important as our budget. They would not agree to redistrict and release a portion of their school district in New Berlin to the New Berlin schools. Please pass this bill and give the children of New Berlin a chance to be included not excluded from their community schools.

Thank you for your time,

Amanda Retberg

3885 S Pohl Drive

New Berlin, WI 53151



West Allis-West Milwaukee School District
Administration Office

Memo To: Chairman Thiesfeldt and Members of the Assembly Committee on Education
From: Dr. Martin Lexmond, Superintendent, West Allis-West Milwaukee School District
Date: January 20, 2020
Re: Opposition to Assembly Bill 702

The West Allis-West Milwaukee School District is a school district that serves students in four communities; the City of West Allis, the Village of West Milwaukee, a small area in the City of Greenfield, and a small area in the City of New Berlin.

We serve approximately 8,000 students including 278 students that are in our school district boundaries but live in the City of New Berlin. We also operate one elementary school in the City of New Berlin.

I am offering this memo as commentary on Assembly Bill 702. My preference would be to appear at the scheduled public hearing on Thursday, January 23, 2020 at 10:00 A.M. but this coincides and conflicts with commitments I have at the State Education Convention at that time.

Assembly Bill 702, as proposed, has the potential to significantly and negatively harm the West Allis-West Milwaukee School District and the diverse families and children we serve. The bill, introduced by Representatives Sanfelippo and Kuglitsch, cosponsored by Senators Kooyenga and Craig allows the School District of New Berlin to give preference to residents of New Berlin in accepting full-time open enrollment applications. This targets West Allis - West Milwaukee School District enrollment in a way that is unfair and unacceptable.

Over the past few weeks, we have heard arguments for this action. I would like to address why they are not justification for this action.

New Berlin Students Should be able to Attend New Berlin Schools

Under current law, a student *can attend* a public school in a school district other than the student's resident school district (nonresident school district) under the full-time open enrollment program. It is our position that current Open Enrollment law is fair and equitable throughout the State of Wisconsin. To adjust this law for *one community* is unnecessary.

The School District of New Berlin should continue the open enrollment program as all other school districts do across the state. There is no need for special consideration for the School District of New Berlin within the current open enrollment legislation.

New Berlin is a “Better” District

Some have argued that New Berlin residents should have priority for open enrollment selection into the School District of New Berlin and out of the West Allis-West Milwaukee School District because New Berlin is a better school district. Doing a simple comparison using the Wisconsin Department of Public Instruction District Report Cards suggests this is true. (During the 2018-2019 New Berlin School District had a score of 86.9 and West Allis-West Milwaukee School District had a score of 71.3.)

But this picture is incomplete.

The evidence in the educational literature is clear; family income and student achievement* are linked. Even a quick review of Wisconsin Department of Public Instruction District Report Cards comparing wealthy communities with high poverty communities makes this reality very clear.

When the progress of the West Allis-West Milwaukee School District is looked at more closely, we are improving more quickly than the School District of New Berlin while serving more than four times the number of economically disadvantaged students.

Over the past four years, our transformation efforts have yielded significant results. In 2015-2016, out of seventeen schools, we had two failing schools and only three that exceeded or significantly exceeded expectations on the state school report cards.

As of the 2018-2019 school year, out of sixteen schools, there were no failing schools and eight that either exceed or significantly exceed expectations. We have work to do but we are beating the odds, closing gaps, and quickly improving.

Equity

Should Assembly Bill 702 become law, the West Allis-West Milwaukee School District not only stands to lose enrollment of up to 278 students and the state and local resources these students bring to our school district but there is a more concerning dynamic at play here and it has to do with who these students are and their demographic backgrounds.

In short, this bill would move mostly white and more affluent students from a more diverse, urban, and poorer school district to a whiter and wealthier suburban school district further marginalizing our economically disadvantaged students of color.

Current New Berlin Students in the West Allis-West Milwaukee School District			Percent Economically Disadvantaged
Asian	12	4.32%	16.6%
Black	35	12.59%	54.2%

Hispanic	19	6.83%	42.1%
Two or More Races	7	2.52%	71.4%
White	205	73.74%	19.5%
Total	278	100%	26.6%

When we compare the overall enrollment demographics between the School District of New Berlin and the West Allis-West Milwaukee School District, the potential negative impact this bill could have on poor, marginalized students of color is more apparent.

Subgroup	Demographic Comparison - 2018-2019 Department of Public Instruction District Report Cards	
	New Berlin School District	West Allis-West Milwaukee School District
Asian	8.5%	2.9%
Black	1.9%	10.9%
Hispanic	6.1%	26.2%
Two or More Races	2.9%	8.1%
White	80.3%	50.8%
Students with Disabilities	8.3%	15%
Economically Disadvantaged	12.2%	56.6%
English Language Learners	1.5%	3.4%

Finally, if the worst case scenario occurs, and the majority of our students that live in New Berlin open enroll into the School District of New Berlin, it is likely that we would close Hoover Elementary School in New Berlin and bus remaining students to other elementary schools with capacity. This will increase transportation costs and take a great neighborhood school away from nearby families.

In closing, we cannot support Assembly Bill 702. It will undermine enrollment in the West Allis-West Milwaukee School District, move needed resources from a poor and diverse school district to a wealthy and whiter school district, it will further marginalize poor kids of color, and may result in the closing of a school and increased transportation costs.



Martin Lexmond, Ed.D.
Superintendent

**Educational Leadership* May 2013 | Volume 70 | Number 8 Faces of Poverty Pages 10-16, The Widening Income Achievement Gap

John Melling

EE. Council ①

Madison Hearing (1/23/2020)

- ⊗ Districts School History
- ⊗ Middle of the 1900's the parents of 138 students requested that their New Berlin children could go to school in the WAJUM district APPROVED!
- ⊗ However Elementary was built in 1966 in NEW BERLIN & has been run by the WAJUM school district EVEN TO THE PRESENT! WAHP ???
- ⊗ 1960 - N.B. West High school built
- ⊗ 1969 - N.B. Eisenhower built (1 mile from my house)
- ⊗ However school should have been transferred to N.B. school district at that time.
- ⊗ Presently 1050 families living in N.B. STILL have to go to school in the WAJUM district.
- ⊗ 50 YEARS and NO CHANCE!! WAHP ???

Open Meeting

(2)

⊗ MY INVOLVEMENT

⊗ TAX BILL OF 2017

⊗ school portion increased by 18.4% (\$458.00 extra)

⊗ BUT WA. residents still went

up DMLP 12.4%

⊗ N.B. Aid 5070 ^{over} WA. increase FAIR ????

⊗ Assessors in N.B. & W.A. said a 370 increase would be HIGH,

⊗ 14 families on Foll Drive petitioned for a Small Denitory Transfer with/w/m - DENIED - DIBBIT EVEN VOTED N.B. - APPROVED

⊗ 14 families agreed to appeal

⊗ Paid \$750.00 for Appeal

⊗ Sent letter from N.B. prob office Saturday @ 10:30 AM by certified mail

⊗ Did not arrive until

Thursday AM @ 9:30 AM

⊗ Service @ DP1 did not open letter & returned it unopened.

⊗ Letter had to be there on Wednesday at 4:30 PM.

John Melling

(3)

- ⊗ N.B. Postmaster tracked the letter. Left N.B. Sunday AM. Postmaster could not account for the whereabouts of the letter for 1 $\frac{1}{2}$ of the day.
- ⊗ Joe Sanfelippo requested that the post mark should count as the IRS does but Janice DENIED THAT REQUEST!!
- ⊗ In March of 2018 ⊗ told Janice we would try again as soon as 2019 turned the calendar. Asked Ken to keep me updated if anything changed for the prices.
- ⊗ Janice waited until the middle of December in 2018 to tell me via e-mail that state law prohibits attempt at STI 2 years in a row.
- ⊗ SHE WAITED 9 MONTHS TO TELL US! NICE!

John Melling

(4)

⊗ e-mail from a father with 2 daughters at Nathan Hale H.S. thanked me for my efforts. He said that he couldn't do it because if the school found out that he was doing what I was doing "they would take it out on my daughters!"

⊗ AMANDA'S CHILDREN: Her children can't be on the same teams as their friends because they are in a different school district. She lives only 2 houses from the dividing line.

⊗ STATE GRADES: (2018-2019)

W.A. Nathan Hale	77.3
W.A. Frank Lloyd Wright	77.4
N.B. Eisenhower	89.0
Elmwood Elementary	87.4

⊗ Pat Kerlin, a long time board member who was retiring, told me in a private phone call - "You're right, John, N.B. kids should be going to N.B. schools"

get meeting

⑤

* WJLWM BOARD'S ATTITUDE

① that referendum was SAUNDLY

defeated

* Immediately the board voted

for the "Energy Program" from the state FOR MORE MONEY

THAN THE REFERENDUM WAS

FOR!!

② The Board NEVER VOTED ON

OUR STT!!

I believe they pre-planned their action for the meeting.

NOONE ASKED TO VOTE ON OUR

REQUEST.

NOONE SECONDED -- therefore

NO VOTE = NO!

WHT DISRESPECT!!

* SOME VALUES:

* neighbors told that a couple

would have brought her home

but she was in the WJLWM

school district.

(2)

- * from a realtor on my block (1200000)
- * 2583 ft² home in N.B. school district: \$485,000
- * 2492 ft² home in W.A. school district: \$417,000
- * both with finished basements

* BOTTO M LINE:

- * N.B. kids should have the opportunity to go to N.B. schools.
- * IT'S THE RIGHT THING TO DO AND IT'S TIME TO DO IT!!

THANK YOU!

John Melling
3850 S. Park Ave
New Berlin
414-531-8329



Frank Lloyd Wright Intermediate
West Allis-West Milwaukee | Public - All Students
 School Report Card | 2018-19 | Summary

Overall Score



Exceeds Expectations

Overall Accountability Ratings	Score
Significantly Exceeds Expectations	83-100 ★★★★★
Exceeds Expectations	73-82.9 ★★★★☆
Meets Expectations	63-72.9 ★★★☆☆
Meets Few Expectations	53-62.9 ★★☆☆☆
Fails to Meet Expectations	0-52.9 ★☆☆☆☆

School Information

Grades	6-8
School Type	Middle School
Enrollment	900
Percent Open Enrollment	10.7%

Race/Ethnicity

American Indian or Alaskan Native	0.8%
Asian	1.6%
Black or African American	8.9%
Hispanic/Latino	28.0%
Native Hawaiian or Other Pacific Islander	0.1%
White	52.2%
Two or More Races	8.4%

Student Groups

Students with Disabilities	14.2%
Economically Disadvantaged	58.8%
English Learners	2.9%

Priority Areas	School Score	Max Score	6-8 State	6-8 Max
Student Achievement	62.2/100	61.3/100		
English Language Arts (ELA) Achievement	34.3/50		32.2/50	
Mathematics Achievement	27.9/50		29.1/50	
School Growth	81.2/100	66.0/100		
English Language Arts (ELA) Growth	42.5/50		33.0/50	
Mathematics Growth	38.7/50		33.0/50	
Closing Gaps	69.8/100	73.9/100		
English Language Arts (ELA) Achievement Gaps	35.3/50		36.7/50	
Mathematics Achievement Gaps	34.5/50		37.2/50	
Graduation Rate Gaps	NA/NA		NA/NA	
On-Track and Postsecondary Readiness	84.5/100	85.5/100		
Graduation Rate	NA/NA		NA/NA	
Attendance Rate	73.5/80		74.1/80	
3rd Grade English Language Arts (ELA) Achievement	NA/NA		NA/NA	
8th Grade Mathematics Achievement	11.0/20		11.4/20	

Priority Area Weights

Percentage Weight

Student Achievement	9.1%
School Growth	40.9%
Closing Gaps	25.0%
On-Track and Postsecondary Readiness	25.0%

Note: For details about how weights are determined, see weighting calculator:
https://oea-dpi.shinyapps.io/overall_weighting_calculator/

Student Engagement Indicators

Total Deductions: 0

Absenteeism Rate (goal <13%)	Goal met: no deduction
Dropout Rate (goal <6%)	Goal met: no deduction

Test Participation Information

Includes Forward Exam (grades 3-8), ACT Aspire (9 and 10), ACT (11), and Dynamic Learning Maps (3-11)

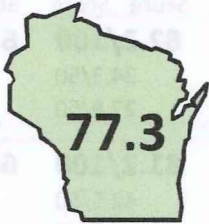
Group	ELA 1-Year	ELA 3-Year	Math 1-Year	Math 3-Year
All-Students Rate	99.6%	99.5%	99.6%	99.4%
Lowest Subgroup Rate: SwD	97.7%	97.7%	98.5%	97.7%

^ denotes at least a 10-point Overall Score change in a single year when present. Wisconsin DPI considers this amount of change an outlier which may not reflect the actual magnitude of change in performance.



Nathan Hale High
West Allis-West Milwaukee | Public - All Students
 School Report Card | 2018-19 | Summary

Overall Score



Exceeds Expectations

Overall Accountability Ratings	Score
Significantly Exceeds Expectations	83-100 ★★★★★
Exceeds Expectations	73-82.9 ★★★★☆
Meets Expectations	63-72.9 ★★★☆☆
Meets Few Expectations	53-62.9 ★★☆☆☆
Fails to Meet Expectations	0-52.9 ★☆☆☆☆

School Information

Grades	9-12
School Type	High School
Enrollment	1,352
Percent Open Enrollment	10.5%

Race/Ethnicity

American Indian or Alaskan Native	0.4%
Asian	4.4%
Black or African American	10.0%
Hispanic/Latino	19.0%
Native Hawaiian or Other Pacific Islander	0.0%
White	62.2%
Two or More Races	3.9%

Student Groups

Students with Disabilities	13.5%
Economically Disadvantaged	44.7%
English Learners	2.0%

Priority Areas	School Score	Max Score	9-12 State	9-12 Max
Student Achievement	53.2/100	100	59.8/100	
English Language Arts (ELA) Achievement	28.9/50		31.1/50	
Mathematics Achievement	24.3/50		28.7/50	
School Growth	74.6/100	100	66.0/100	
English Language Arts (ELA) Growth	40.6/50		33.0/50	
Mathematics Growth	34.0/50		33.0/50	
Closing Gaps	83.5/100	100	67.3/100	
English Language Arts (ELA) Achievement Gaps	18.5/25		17.4/25	
Mathematics Achievement Gaps	17.6/25		17.2/25	
Graduation Rate Gaps	47.4/ 50		32.7/50	
On-Track and Postsecondary Readiness	97.6/100	100	90.8/100	
Graduation Rate	97.6/100		90.8/100	
Attendance Rate	NA/NA		NA/NA	
3rd Grade English Language Arts (ELA) Achievement	NA/NA		NA/NA	
8th Grade Mathematics Achievement	NA/NA		NA/NA	

Priority Area Weights

Percentage Weight

Student Achievement	19.8%
School Growth	33.6%
Closing Gaps	26.7%
On-Track and Postsecondary Readiness	20.0%

Note: For details about how weights are determined, see weighting calculator:
https://oea-dpi.shinyapps.io/overall_weighting_calculator/

Student Engagement Indicators

Total Deductions: 0

Absenteeism Rate (goal <13%)	Goal met: no deduction
Dropout Rate (goal <6%)	Goal met: no deduction

Test Participation Information

Includes Forward Exam (grades 3-8), ACT Aspire (9 and 10), ACT (11), and Dynamic Learning Maps (3-11)

Group	ELA 1-Year	ELA 3-Year	Math 1-Year	Math 3-Year
All-Students Rate	97.5%	97.4%	97.8%	97.5%
Lowest Subgroup Rate: SwD	94.8%	92.9%	94.8%	92.9%

^ denotes at least a 10-point Overall Score change in a single year when present. Wisconsin DPI considers this amount of change an outlier which may not reflect the actual magnitude of change in performance.



Elmwood Elementary
New Berlin | Public - All Students
 School Report Card | 2018-19 | Summary

Overall Score



Significantly Exceeds Expectations

Overall Accountability Ratings	Score
Significantly Exceeds Expectations	83-100 ★★★★★
Exceeds Expectations	73-82.9 ★★★★☆
Meets Expectations	63-72.9 ★★★☆☆
Meets Few Expectations	53-62.9 ★★☆☆☆
Fails to Meet Expectations	0-52.9 ★☆☆☆☆

Priority Areas	School Score	Max Score	K-5 State	K-5 Max
Student Achievement	91.1/100	65.7/100		
English Language Arts (ELA) Achievement	42.8/50		31.6/50	
Mathematics Achievement	48.3/50		34.1/50	
School Growth	62.2/100	66.0/100		
English Language Arts (ELA) Growth	33.0/50		33.0/50	
Mathematics Growth	29.2/50		33.0/50	
Closing Gaps	81.3/100	73.9/100		
English Language Arts (ELA) Achievement Gaps	39.1/50		37.9/50	
Mathematics Achievement Gaps	42.2/50		36.0/50	
Graduation Rate Gaps	NA/NA		NA/NA	
On-Track and Postsecondary Readiness	92.3/100	86.8/100		
Graduation Rate	NA/NA		NA/NA	
Attendance Rate	76.8/80		74.5/80	
3rd Grade English Language Arts (ELA) Achievement	15.5/20		12.3/20	
8th Grade Mathematics Achievement	NA/NA		NA/NA	

Priority Area Weights	Percentage Weight
Student Achievement	44.5%
School Growth	5.5%
Closing Gaps	25.0%
On-Track and Postsecondary Readiness	25.0%

Note: For details about how weights are determined, see weighting calculator:
https://oea-dpi.shinyapps.io/overall_weighting_calculator/

Student Engagement Indicators	Total Deductions: 0
Absenteeism Rate (goal <13%)	Goal met: no deduction
Dropout Rate (goal <6%)	Goal met: no deduction

School Information	
Grades	PK-6
School Type	Elementary School
Enrollment	584
Percent Open Enrollment	0.0%
Race/Ethnicity	
American Indian or Alaskan Native	0.3%
Asian	12.5%
Black or African American	0.3%
Hispanic/Latino	6.5%
Native Hawaiian or Other Pacific Islander	0.0%
White	77.6%
Two or More Races	2.7%
Student Groups	
Students with Disabilities	7.2%
Economically Disadvantaged	5.8%
English Learners	2.9%

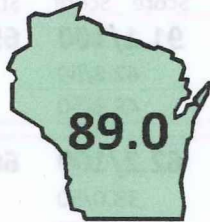
Test Participation Information				
Includes Forward Exam (grades 3-8), ACT Aspire (9 and 10), ACT (11), and Dynamic Learning Maps (3-11)				
Group	ELA 1-Year	ELA 3-Year	Math 1-Year	Math 3-Year
All-Students Rate	100%	100%	100%	100%
Lowest Subgroup Rate: Asian	100%	100%	100%	100%

^ denotes at least a 10-point Overall Score change in a single year when present. Wisconsin DPI considers this amount of change an outlier which may not reflect the actual magnitude of change in performance.



Eisenhower Middle/High
New Berlin | Public - All Students
 School Report Card | 2018-19 | Summary

Overall Score



Significantly Exceeds Expectations

Overall Accountability Ratings	Score
Significantly Exceeds Expectations	83-100 ★★★★★
Exceeds Expectations	73-82.9 ★★★★☆
Meets Expectations	63-72.9 ★★★☆☆
Meets Few Expectations	53-62.9 ★★☆☆☆
Fails to Meet Expectations	0-52.9 ★☆☆☆☆

Priority Areas	School Score	Max Score	6-12 State	6-12 Max
Student Achievement	90.8/100		60.5/100	
English Language Arts (ELA) Achievement	44.8/50		31.6/50	
Mathematics Achievement	46.0/50		28.9/50	
School Growth	81.2/100		66.0/100	
English Language Arts (ELA) Growth	40.6/50		33.0/50	
Mathematics Growth	40.6/50		33.0/50	
Closing Gaps	78.5/100		68.4/100	
English Language Arts (ELA) Achievement Gaps	19.7/25		17.9/25	
Mathematics Achievement Gaps	17.8/25		17.8/25	
Graduation Rate Gaps	41.0/50		32.7/50	
On-Track and Postsecondary Readiness	98.6/100		84.0/100	
Graduation Rate	79.6/80		72.6/80	
Attendance Rate	NA/NA		NA/NA	
3rd Grade English Language Arts (ELA) Achievement	NA/NA		NA/NA	
8th Grade Mathematics Achievement	19.0/20		11.4/20	

Priority Area Weights	Percentage Weight
Student Achievement	42.9%
School Growth	7.1%
Closing Gaps	25.0%
On-Track and Postsecondary Readiness	25.0%

Note: For details about how weights are determined, see weighting calculator:
https://oea-dpi.shinyapps.io/overall_weighting_calculator/

Student Engagement Indicators	Total Deductions: 0
Absenteeism Rate (goal <13%)	Goal met: no deduction
Dropout Rate (goal <6%)	Goal met: no deduction

School Information	
Grades	7-12
School Type	High School
Enrollment	1,114
Percent Open Enrollment	0.2%
Race/Ethnicity	
American Indian or Alaskan Native	0.2%
Asian	11.8%
Black or African American	1.5%
Hispanic/Latino	4.6%
Native Hawaiian or Other Pacific Islander	0.0%
White	79.4%
Two or More Races	2.5%
Student Groups	
Students with Disabilities	6.3%
Economically Disadvantaged	8.1%
English Learners	0.4%

Test Participation Information				
Includes Forward Exam (grades 3-8), ACT Aspire (9 and 10), ACT (11), and Dynamic Learning Maps (3-11)				
Group	ELA 1-Year	ELA 3-Year	Math 1-Year	Math 3-Year
All-Students Rate	99.0%	99.6%	99.0%	99.5%
Lowest Subgroup Rate: SwD	94.3%	97.9%	94.3%	97.9%

^ denotes at least a 10-point Overall Score change in a single year when present. Wisconsin DPI considers this amount of change an outlier which may not reflect the actual magnitude of change in performance.

Statistical Market Analysis

New Berlin sales in the NB School district

Status #	List Listings	List Volume	Sold Volume	List Price	Sold Price	Sale/List Price	Est. Total Sq. Ft.	List Price Per Est. Total Sq. Ft.	Sold Price Per Est. Total Sq. Ft.	Days on Market	Cumulative Days on Market	
Sold	16	5,222,400	5,182,953	Low	245,000	245,000	0.95	1,270	83.00	80.41	2	2
				Avg	326,400	323,935	0.99	2,174	156.97	156.26	26	31
				High	587,000	560,000	1.07	4,366	203.95	204.02	84	117
Overall	16	5,222,400	5,182,953	Low	245,000	245,000	0.95	1,270	83.00	80.41	2	2
				Avg	326,400	323,935	0.99	2,174	156.97	156.26	26	31
				High	587,000	560,000	1.07	4,366	203.95	204.02	84	117

Selection Criteria for Comparable Properties

Specified listings from the following search: Metro MLS, WIREX - except Metro MLS; Property type Single Family; Status of 'Sold'; County of 'Waukesha'; Municipality of 'New Berlin'; School District of 'West Allis-West Milwaukee'; Sold Date between '7/20/2019' and '1/20/2030'.

The information contained herein is provided for general information purposes only. If any of the above information is material or being utilized to determine whether to purchase the property, the buyer should personally verify same or have it confirmed by a qualified expert. The information to independently verify and confirm includes but is not limited to total square footage formula, total square footage / acreage figures, land, building or room dimensions and all other measurements of any sort or type. Equal housing opportunity listing.
 Copyright 2020 by Multiple Listing Service, Inc. See [copyright notice](#).
 Prepared by Mark Dallmann, BPOR, PSA on Monday, January 20, 2020 12:06 PM.

When comparing all home sales in our price range we have a reasonably similar average sale price when comparing average sale price per square foot. When comparing smaller houses though there is a fairly large difference, but with only one home sale that stat may not be a very fair representation.

When comparing similar type home sales to our neighborhood though you can argue there is a difference. For example, why are houses in Sommerset Gardens selling so much higher than our neighborhood? 4390 S Sommerset Dr which sold for \$475,000 and 4480 S Sommerset Dr which sold for \$485,000 are very similar type houses to 13140 W North Ln which sold for \$417,000 and 3595 S Sandalwood Dr which only sold for \$369,000. Both subdivisions were built in the early to mid 90's, except one is in New Berlin schools, the other is in West Allis.

The big difference in these two areas is the quality of education. Nathan Hale and Wright have a rating of 77.3 & 77.4 vs Eisenhower's rating of 89.0. Hoover elementary is 74.5 and Elmwood is 87.4. I work with a lot of Indians who pay a great deal of attention to school ratings. I have been told several times that in India if you don't finish in the top 10% of your class you will never get a great job. They would never move into the WA district if they could afford not to. Franklin, Eisenhower (not West an 83.5 rating) and Elmbrook are their priorities. Keep in mind that even though the West Allis administration isn't very good and has screwed New Berlin residents with the special assessment, salaries, benefits and tax costs in the New Berlin schools are even higher.

2019 TAXES Final

AS OF 11/20/19

City of New Berlin 2019 Taxes Collected in 2020

	TAX LEVY	TIF LEVY	EQUALIZED	ASSESSED	SCHOOL DISTRICTS			
					New Berlin	West Allis	Elmbrook	Muskego
Waukesha County	10,374,758.96	23,967.95	1.819739	1.950333	1.950333	1.950333	1.950333	1.950333
City of New Berlin	26,592,266.00	61,436.51	4.664300	4.999035	4.999035	4.999035	4.999035	4.999035
New Berlin School Dist.	49,109,185.00	123,263.61	9.358324	10.029928	10.029928			
West Allis School Dist.	3,193,637.00	0.00	9.239980	9.903091		9.903091		
Elmbrook School Dist.	1,010,759.00	0.00	9.721236	10.418885			10.418885	
Muskego School Dist.	34,149.00	0.00	8.580334	9.195907				9.195907
WCTC	1,928,854.84	4,746.42	0.360157	0.386004	0.386004		0.386004	0.386004
MATC	408,954.92	0.00	1.183207	1.268121		1.268121		
	<u>92,652,564.72</u>	<u>213,414.49</u>						
SUB-TOTAL TAX RATES					17.365301	18.120581	17.754258	16.531279
LESS: School Tax Credit	10,516,681.86		-1.844633	-1.972456	-1.972456	-1.972456	-1.972456	-1.972456
2019 TAX RATE					15.392844	16.148125	15.781802	14.558823
2018 TAX RATE					15.615485	15.816551	15.058474	14.495785
TAX RATE INCREASE/ (DECREASE)					(0.222641)	0.331574	0.723327	0.063038
PERCENTAGE CHANGE					-1.4%	2.1%	4.8%	0.4%
LOTTERY AND GAMING CREDIT - 2019 (Maximum Value \$19,700)					184.36	182.03	191.51	169.03
FIRST DOLLAR CREDIT - 2019 (Maximum Value \$7,100)					66.44	65.60	69.02	60.92
TOTAL TAX LEVY	\$92,652,564.72							
2019 Equalized Valuation	5,714,405,700							
2019 Assessed Valuation	5,331,769,100							
2019 Assessment Ratio	93.3040%							