

1993-94 SESSION
COMMITTEE HEARING
RECORDS

Committee Name:

Joint Committee on
Finance (JC-Fi)

Sample:

Record of Comm. Proceedings ... RCP

- 05hrAC-EdR_RCP_pt01a
- 05hrAC-EdR_RCP_pt01b
- 05hrAC-EdR_RCP_pt02

➤ Appointments ... Appt

➤ **

➤ Clearinghouse Rules ... CRule

➤ **

➤ Committee Hearings ... CH

➤ **

➤ Committee Reports ... CR

➤ **

➤ Executive Sessions ... ES

➤ **

➤ Hearing Records ... HR

➤ **

➤ Miscellaneous ... Misc

➤ 93hrJC-Fi_Misc_pt38


➤ Record of Comm. Proceedings ... RCP

➤ **

State of Wisconsin

SENATE CHAIR
JOE LEEAN

Room 119 South, State Capitol
P.O. Box 7882
Madison, WI 53707-7882
Phone: 266-0751



ASSEMBLY CHAIR
BARBARA J. LINTON

Room 127 South, State Capitol
P.O. Box 8952
Madison, WI 53708-8952
Phone: 266-7690

JOINT COMMITTEE ON FINANCE

July 29, 1993

Mr. Richard G. Chandler
State Budget Director
Department of Administration
101 East Wilson Street

Dear Mr. Chandler:

On July 9, 1993, you submitted to the Joint Committee on Finance a second round of proposed pay plan supplements for various state agencies. Subsequently, on July 27, 1993, you submitted a list of technical modifications to some of the proposed supplements for the University of Wisconsin System.

The Committee has reviewed these proposed supplements, including the proposed technical modifications contained in your July 27, 1993, memorandum and has no objections to them. Therefore, the proposed supplements are approved.

Sincerely,

Handwritten signature of Barbara J. Linton in cursive.

BARBARA J. LINTON
Assembly Chair

Handwritten signature of Joe Leean in cursive.

JOE LEEAN
Senate Chair


BJL/JL/ns

cc: Members, Joint Committee on Finance

State of Wisconsin

SENATE CHAIR
JOE LEEAN

Room 119 South, State Capitol
P.O. Box 7882
Madison, WI 53707-7882
Phone: 266-0751



ASSEMBLY CHAIR
BARBARA J. LINTON

Room 127 South, State Capitol
P.O. Box 8952
Madison, WI 53708-8952
Phone: 266-7690

JOINT COMMITTEE ON FINANCE

July 13, 1993

TO: JOINT COMMITTEE ON FINANCE MEMBERS

FROM: Senator Joe Leean
Representative Barbara J. Linton
Co-Chair, Joint Committee on Finance

Attached is a copy of a request from the Department of Administration dated July 9, 1993, for FY93 pay plan supplements.

Please review this item and notify Senator Leean's office not later than Monday, July 26, 1993, if you have any concerns about the request or would like the Committee to meet formally to consider it.

Also, please contact us if you need additional information.

JL:BJL:ns

Attachments

CORRESPONDENCE/MEMORANDUM

STATE OF WISCONSIN
Department of Administration

Date: July 9, 1993

To: Senator Joe Lekan, Co-Chair
Representative Barbara Linton, Co-Chair
The Joint Committee on Finance

From: Richard G. Chandler *RGC*
State Budget Director

Subject: Submission of Additional FY93 Pay Plan Supplements

Attached is a summary of additional, second round requests for FY93 pay plan supplements. It is summarized by agency and appropriation and indicates amounts requested for salary and fringe.

Adjustments being supplemented include the 1.25% for non-represented employees, the 1991-93 Attorney's contract and parity adjustments for non-represented attorneys. Length of Service payments are also included and are itemized separately. These adjustments were not included in the original calculations and supplement requests due to late implementation dates.

This report should complete the process for FY93 pay plan supplementation. Any questions should be directed to Sharon Blechinger at 266-8777.

If the Committee does not raise objections to these requests, they will be considered approved in 14 working days, on July 30.

cc: Robert Lang

1992-93 PAY PLAN ALLOTMENTS - SUMMARY OF SECOND ROUND REQUESTS

Agency	Appr	Salary	Distribution				Total	Funding Source			Total SEG
			Fringe	LOS Salary	LOS Fringe	GPR		Total GPR	PR	Total PR	
115 Ag	101	562	127	7,723	1,738	10,150	10,150				
115 Ag	102	293	66	4,625	1,041	6,024	6,024				
115 Ag	103	132	30	350	79	590	590				
115 Ag	801	32,788	7,377	3,847	866	44,877	44,877				
115 Ag	803	296	67	1,533	345	2,240	2,240				
115 Ag	901	58	22			81	81				
115 Ag	129	255	57	4,974	1,119	6,406	6,406	6,406			
115 Ag	134			600	138	738	738	738			
115 Ag	135		44		135	179	179	179			
115 Ag	137	21	5	50	11	87	87	87			
115 Ag	139	54	12	150	34	250	250	250			
115 Ag	331	118	27	1,947	438	2,530	2,530	2,530			
115 Ag	333	28	6	50	11	96	96	96			
115 Ag	729				143	143	143	143			
115 Ag	834		60		819	879	879	879			
115 Ag	835	105	24	50	11	190	190	190			
115 Ag	839	11,028	2,481	50	11	13,570	13,570	13,570			
115 Ag	161	8,165	1,837	650	146	10,798	10,798	10,798			10,798
115 Ag	763	11,616	2,614	800	180	15,210	15,210	15,210			15,210
115 Ag	165	34	8			42	42	42			42
								63,962		25,068	
115 Ag-EPAS	101	1,188	267			1,455	1,455	1,455			
115 Ag-EPAS	102	588	132			720	720	720			
115 Ag-EPAS	103	400	90			490	490	490			
115 Ag-EPAS	801	1,200	270			1,470	1,470	1,470			
115 Ag-EPAS	803	460	103			563	563	563			
115 Ag-EPAS	129	388	87			475	475	475	475		
115 Ag-EPAS	135		15			15	15	15	15		
115 Ag-EPAS	137	33	7			40	40	40	40		
115 Ag-EPAS	139	100	23			123	123	123	123		
115 Ag-EPAS	729		45			45	45	45	45		
115 Ag-EPAS	331	300	68			368	368	368	368		
115 Ag-EPAS	839	100	23			123	123	123	123		
115 Ag-EPAS	165	400	90			490	490	490	490		490
115 Ag-EPAS	763	400	90			490	490	490	490		490
115 Ag-1st Rnd	901	41				41	41	41			
115 Ag-1st Rnd	331	14,268				14,268	14,268	14,268	14,268		
								4,738		15,456	
											980

1992-93 PAY PLAN ALLOTMENTS - SUMMARY OF SECOND ROUND REQUESTS

Agency	Appr	Salary	Distribution				Funding Source										
			Salary	Fringe	LOS Salary	LOS Fringe	Total	GPR	Total GPR	PR	Total PR	SEG	Total SEG				
145 OCI	131	38,015			9,268					47,283							
145 OCI	261	145			400										545		
145 OCI	262	33			100										133		
145 OCI	361	42			160										202		881
155 PSC	131	72,100	6,600		15,400	3,400				97,500							
155 PSC	132	3,100	900		700	200				4,900							
165 R&L	121	177,517	39,054		8,311	1,828				226,710							
165 R&L	124	155	34		500	110				799							
185 Securities	121	42,200	9,200		2,800	200				54,400							
190 St Fair Park	132	428	94		2,578	567				3,667							
215 Arts Bd	101	107			400					507							
245 Hist Soc	101	300			2,100	700				3,100							
245 Hist Soc	103	200			4,300	1,500				6,100							
245 Hist Soc	201	100								100							
245 Hist Soc	204				200	100				300							
245 Hist Soc	205				200	100				300							
245 Hist Soc	208	100			600	200				900							
245 Hist Soc	301	200			1,200	400				1,900							
245 Hist Soc	401	700			3,500	800				5,200							
245 Hist Soc	431				500	100				600							
245 Hist Soc	501	100			1,300	300				1,700							
255 DPI	101	11,957	2,631		21,704	4,775				41,067							
255 DPI	102	790	174		18,099	3,982				23,045							
255 DPI	122	2,309	508		3,036	668				6,521							
255 DPI	124				479	105				584							
255 DPI	125				462	102				564							
255 DPI	129				150	33				183							
285 UW	101	10,966,968	6,279,939							17,246,907							
285 UW	102	7,676,034	4,936,105							12,612,139							
285 UW	103	683,298	330,543							1,013,841							

1992-93 PAY PLAN ALLOTMENTS - SUMMARY OF SECOND ROUND REQUESTS

Agency	Appr	Salary	Distribution				Total	Funding Source				Total SEG	
			Fringe	LOS Salary	LOS Fringe	Total		GPR	Total GPR	PR	Total PR		SEG
285 UW	104	1,435,777	916,573			2,352,350							
285 UW	105	174,251	3,334			177,585							
285 UW	106	95,912	2,549,614			2,645,526							
285 UW	116	204,773	132,216			336,989							
285 UW	117	364,158	162,318			526,476							
285 UW	118	12,061	0			12,061							
285 UW	119	15,057	0			15,057							
285 UW	177	14,687	3,231			17,918							
285 UW	301	337,225	146,189			483,414							
285 UW	402	167,944	41,309			209,253							
285 UW	501	14,014	3,083			17,097							
285 UW-Fees	131	8,705,422	5,694,537			14,399,959			14,399,959				
285 UW	130	345,061	75,913			420,974			420,974				
285 UW	128	0	1,730,417			1,730,417			1,730,417				
285 UW	132	0	67,765			67,765			67,765				
285 UW	136	71,205	15,667			86,872			86,872				
285 UW	139	5,448,979	1,198,776			6,647,755			6,647,755				
285 UW	336	3,135	8,926			12,061			12,061				
285 UW	528	160,501	76,085			236,586			236,586				
285 UW	529	0	12,879			12,879			12,879				
285 UW	530	725	4,413			5,138			5,138				
292 VTAE	101	3,600	800	4,800	1,100	10,300	10,300						
292 VTAE	130			200		200			200				
292 VTAE	134			600	100	700			700				
292 VTAE	136			200		200			200				
292 VTAE	139			500	100	600			600				
292 VTAE	147			900	200	1,100			1,100				
292 VTAE	151			2,700	600	3,300			3,300				
292 VTAE	241			300	100	400			400				
292 VTAE	163			500	100	600			600				
292 VTAE	231	5,300	1,200	300	100	6,900	10,300		6,900	13,400		600	
370 DNR	101	100		1,750	400	2,250			2,250				
370 DNR	103	1,400	300			1,700			1,700				
370 DNR	161	17,100	3,800	141,300	31,100	193,300						193,300	
370 DNR	163	100		1,000	200	1,300						1,300	
370 DNR	165			300	100	400						400	

1992-93 PAY PLAN ALLOTMENTS - SUMMARY OF SECOND ROUND REQUESTS

Agency	Appr	Salary	Distribution			LOS Salary	LOS Fringe	Total	Funding Source			Total SEG
			Fringe	LOS Salary	LOS Fringe				GPR	Total GPR	PR	
370 DNR	166				50		50					50
370 DNR	201	10,600	2,400	34,850	7,700		55,550	55,550				
370 DNR	221			1,450	300		1,750	1,750		1,750		
370 DNR	224	200					200	200		200		
370 DNR	236	1,300	300	8,800	1,900		12,300	12,300		12,300		
370 DNR	281	200		2,000	500		2,700	2,700				2,700
370 DNR	275	100		2,600	600		3,300	3,300				3,300
370 DNR	265	100		850	200		1,150	1,150				1,150
370 DNR	277	200		600	100		900	900				900
370 DNR	301	1,400	300	9,000	2,000		12,700	12,700				
370 DNR	361	900	200	20,300	4,500		25,900	25,900	12,700			25,900
370 DNR	373	100					100	100				100
370 DNR	371			150			150	150				150
370 DNR	376			50			50	50				50
370 DNR	401	200		600	100		900	900	900			
370 DNR	418	100		1,250	300		1,650	1,650	1,650			
370 DNR	461	300	100	1,750	400		2,550	2,550				2,550
370 DNR	471	100					100	100				100
370 DNR	476			50			50	50				50
370 DNR	467	100		200			300	300				300
370 DNR	488			250			250	250				250
370 DNR	801	49,600	10,900	12,450	2,700		75,650	75,650	75,650			
370 DNR	829	3,200	700				3,900	3,900		3,900		
370 DNR	830	3,200	700				3,900	3,900		3,900		
370 DNR	861	35,300	7,600	28,850	6,300		78,250	78,250				78,250
370 DNR	863	11,200	2,500	500	100		14,300	14,300				14,300
370 DNR	867	100		350			450	450				450
370 DNR	875			200			200	200				200
370 DNR	882			700	200		900	900				900
									150,400		22,050	326,650
395 DOT	369			28,800	6,300		35,100	35,100				35,100
395 DOT	461	77,400	17,000	52,600	11,600		158,600	158,600				158,600
395 DOT	563			110,900	24,400		135,300	135,300				135,300
395 DOT	564			66,600	14,700		81,300	81,300				81,300
395 DOT	961			96,000	21,100		117,100	117,100				117,100
395 DOT	981			117,300	25,800		143,100	143,100				143,100
399 WCC	201	100		200	100		400	400	400			400

1992-93 PAY PLAN ALLOTMENTS - SUMMARY OF SECOND ROUND REQUESTS

Agency	Appr	Salary	Distribution			Funding Source						
			Fringe	LOS Salary	LOS Fringe	Total	GPR	Total GPR	PR	Total PR	SEG	Total SEG
410 DOC	101	54,400	38,500	241,000	58,900	392,800	392,800					
410 DOC	102	4,300	1,000	79,000	17,100	101,400	101,400					
410 DOC	105	100	100	1,200	300	1,700	1,700					
410 DOC	115	12,900	2,800	12,900	2,900	31,500	31,500					
410 DOC	120			800	200	1,000	1,000			1,000		
410 DOC	122			1,300	300	1,600	1,600			1,600		
410 DOC	130			400	100	500	500			500		
410 DOC	134			4,000	900	4,900	4,900			4,900		
410 DOC	135			2,000	400	2,400	2,400			2,400		
410 DOC	139			800	200	1,000	1,000			1,000		
410 DOC	201			1,000	200	1,200	1,200	1,200	528,600		11,400	
410 DOC-EPAs	101	12,500	2,800			15,300	15,300	15,300				
410 DOC-EPAs	102	2,900	600			3,500	3,500	3,500				
410 DOC-EPAs	115	700	100			800	800	800				
410 DOC-EPAs	134	400	100			500	500	500		500		
410 DOC-EPAs	135	100	100			200	200	200		200		
425 WERC	101	48,379	10,643	3,544	78	62,644	62,644	62,644				
432 BOALTC	132			100		100	100	100		100		
435 HSS	101	6,400	1,400	24,100	5,300	37,200	37,200	37,200				
435 HSS	124	100		3,700	800	4,600	4,600	4,600		4,600		
435 HSS	125			100		100	100	100		100		
435 HSS	126			1,200	300	1,500	1,500	1,500		1,500		
435 HSS	129			100		100	100	100		100		
435 HSS	130			200		200	200	200		200		
435 HSS	131	200		1,000	200	1,400	1,400	1,400		1,400		
435 HSS	132	100		3,300	700	4,100	4,100	4,100		4,100		
435 HSS	133	100		300	100	500	500	500		500		
435 HSS	134	100		300	100	400	400	400		400		
435 HSS	135	100		200	200	300	300	300		300		
435 HSS	137	100		1,000	200	1,300	1,300	1,300		1,300		
435 HSS	161	100		100	200	200	200	200		200		
435 HSS	163	100		800	200	1,100	1,100	1,100		1,100		
435 HSS	171			100		100	100	100		100		

1992-93 PAY PLAN ALLOTMENTS - SUMMARY OF SECOND ROUND REQUESTS

Agency	Appr	Salary	Distribution			Total	Funding Source			Total SEG	
			Fringe	LOS Salary	LOS Fringe		GPR	Total GPR	PR		Total PR
445 DILHR	141	7,000	1,500	3,300	700	12,500		12,500			
445 DILHR	151	371,400	81,700	118,900	25,900	597,900		597,900			
445 DILHR	185	12,800	2,800	25,900	5,700	47,200		47,200			
445 DILHR	175	100	100	700	100	900		900		900	
445 DILHR	177	200	200	800	200	1,200		1,200		1,200	
445 DILHR	201	12,300	2,700	100	500	15,100	15,100				
445 DILHR	251	100,600	22,100	2,200	500	125,400		125,400			
445 DILHR	241	11,200	2,500	100	100	13,800		126,900	13,800	1,092,400	2,100
455 Justice	101	914,100	201,100	18,000	4,000	1,137,200	1,137,200				
455 Justice	201	2,600	600	15,800	3,500	22,500	22,500				
455 Justice	208	400	100	300	100	900	900				
455 Justice	301	1,100	200	3,900	900	6,100	6,100				
455 Justice	501	400	100	1,500	300	2,300	2,300				
455 Justice	223			200	200	200		200			
455 Justice	227			100	100	100		100			
455 Justice	228			200	200	200		200			
455 Justice	232	38,100	8,400	2,800	600	49,900		49,900			
455 Justice	234	100		100	200	200		200			
455 Justice	236			400	100	500		500			
455 Justice	239	100		100	100	100		100			
455 Justice	241	100		100	100	200		200			
455 Justice	533	100		1,100	200	1,400		1,400			
455 Justice	432	100		100	200	1,400		1,169,000	1,400	52,900	
465 DMA	101			8,900	2,000	10,900	10,900				
465 DMA	136			100	100	100		100			
465 DMA	301	270	60	1,000	200	1,530	1,530				
465 DMA	331			500	100	600		600			
465 DMA	335			300	100	400		400			
465 DMA-1st Rnd	301	820	180			1,000	1,000				
475 DAs	104	31,700	7,000			38,700	38,700				
485 Vet Affairs	120	4,100	900	47,900	10,500	63,400		63,400			
485 Vet Affairs	131			200	100	300		300			
485 Vet Affairs	137			100	100	100		100			

1992-93 PAY PLAN ALLOTMENTS - SUMMARY OF SECOND ROUND REQUESTS

Agency	Appr	Distribution				Funding Source							
		Salary	Fringe	LOS Salary	LOS Fringe	GPR	Total GPR	PR	Total PR	SEG	Total SEG		
515 ETF	176	9,500	2,100	17,500	3,900							33,000	33,000
547 Pers Comm	101	5,758	1,267	450	99				7,574				
550 Pub Def	101	5,900	1,300						7,200				
550 Pub Def	102	58,000	12,800						70,800				
550 Pub Def	103	742,000	163,200						905,200				
550 Pub Def	105	2,800	600						3,400				
566 Revenue	101	12,500	2,800	61,300	13,500				90,100				
566 Revenue	201	4,100	900	19,300	4,200				28,500				
566 Revenue	301	120,600	26,500	17,300	3,800				168,200				
566 Revenue	128	14,600	3,200	12,700	2,800				33,300	33,300			
566 Revenue	130	500	100	3,900	900				5,400	5,400			
566 Revenue	131	100		500	100				700	700			
566 Revenue	132			100					100	100			
566 Revenue	331	100							100	100			
566 Revenue	161	400	100	3,000	700				4,200			4,200	
566 Revenue	261			200					200			200	
566 Revenue	361			400	100				500			500	
566 Revenue	362	100		100					200			200	
566 Rev-1st Rnd	101		30,000						30,000				
575 Sec of State	130	12,900	2,800	2,600					18,300	18,300			
575 Sec of State	131			300					300	300			
575 Sec of State	133			200					200	200			
575 Sec of State	134			100					100	100			
585 Treasurer	101	118	26	600	132				876				
585 Treasurer	131	32	7	250	55				344	344			
585 Treasurer	132	31	7	450	99				587	587			
585 Treasurer	134	40	9	390	86				876	876			
680 Supreme Ct	201	1,900	400	4,000	800				7,100				
680 Supreme Ct	223	30		35					65	65			
680 Supreme Ct	225	832		200					1,032	1,032			
									39,600				39,600
													33,000
													33,000

1992-93 PAY PLAN ALLOTMENTS - SUMMARY OF SECOND ROUND REQUESTS

		Distribution					Funding Source						
Agency	Appr	Salary	Fringe	LOS Salary	LOS Fringe	Total	GPR	Total GPR	PR	Total PR	SEG	Total SEG	
680 Supreme Ct	331	103		300		403			403				
680 Supreme Ct	333	488		800		1,288			1,288				
680 Supreme Ct	401	269		400		669	669	7,769		2,788			
765 Revisor	301	21,783	5,200	850		27,833	27,833						
765 Rev-EPA	301	1,000				1,000	1,000						
765 LRB	302	178,000	39,200	3,800		221,000	221,000	249,833					
775 Jt Surv Ret	201	100	100	500		700	700						
41,299,857 25,421,518 2,020,464 445,684 69,187,523								42,156,828	42,156,828	25,926,734	25,926,734	1,103,960	1,103,960

EPAs:

A number of agencies were not able to include EPAs in the first round requests. They are itemized separately.

Adjustments & Corrections:

- Ag (901) Shortage due to rounding of first round request. Memo attached.
- Ag (331) Shortage due to miscalculation - did not request a first round supplement. Memo attached.
- DMA (301) Shortage due to miscalculation in first round. Memo attached.
- DOA (139) Shortage due to miscalculation in first round. Memo attached.
- DOR (101) Shortage due to typing error on first round requests. Memo attached.

CORRESPONDENCE/MEMORANDUM

STATE OF WISCONSIN
Department of Administration

Date: July 19, 1993

To: Senator Joe Leraan, Co-Chair
Representative Barbara Linton, Co-Chair
The Joint Committee on Finance

From: Richard G. Chandler *RGC*
State Budget Director

Subject: Addendum to FY93 Pay Plan Supplements

Attached is an addendum to the July 9 submission of agency pay plan supplement requests. The Office of the Commissioner of Savings and Loan has determined that they will need a supplement of \$11,400 to address a year-end salary shortage due to the represented attorney's settlement.

This request is consistent with pay plan information provided to agencies at an earlier date.

Any questions regarding this request should be directed to Sharon Blechinger at 266-8777.

cc: Robert Lang

Tommy G. Thompson
Governor



Harold N. Lee, Jr.
Commissioner

J. David Christenson
Deputy Commissioner

State of Wisconsin
Office of the Commissioner of Savings and Loan

4785 Hayes Road, Suite 202 • Madison, Wisconsin 53704-7365 • (608) 242-2180 • FAX# (608) 242-2187

July 15, 1993

TO: Steven Little
Budget Analyst

FROM: J. David Christenson
Deputy Commissioner

SUBJECT: Late Request for Pay Plan Supplement

Our agency's request for a second round pay plan supplement is being submitted today. We did not receive the original memo date June 24, 1993 from Dan Caucutt.

I understand the memo was addressed to Paul Adamski, but was not received in our office. Please change your records so memos will be addressed to myself in the future.

I apologize for any inconvenience this may have caused.

Tommy G. Thompson
Governor



Harold N. Lee, Jr.
Commissioner

J. David Christenson
Deputy Commissioner

State of Wisconsin
Office of the Commissioner of Savings and Loan

4785 Hayes Road, Suite 202 • Madison, Wisconsin 53704-7365 • (608) 242-2180 • FAX# (608) 242-2187

July 15, 1993

TO: Dan Caucutt
State Budget Office

FROM: J. David Christenson
Deputy Commissioner

SUBJECT: Second Round Pay Plan Supplement

Our agency is requesting a pay plan supplement of \$11,400. This supplement is needed to cover the back-pay received by our represented attorney.


Please call me at 242-2180 if you have any questions.

CORRESPONDENCE/MEMORANDUM

**STATE OF WISCONSIN
Department of Administration**

Date: July 27, 1993

To: Senator Joe Leraan, Co-Chair
Representative Barbara Linton, Co-Chair
The Joint Committee on Finance

From: Richard G. Chandler 
State Budget Director

Subject: Addendum to FY93 Pay Plan Supplements

Attached is a request from the University of Wisconsin System for technical modifications to their FY93 pay plan supplement request. The year-end process of reconciliation has revealed that salary and fringe supplement requests need to be reallocated across selected GPR appropriations. There is no net change to the initial supplement request.

A schedule of the requested adjustments is attached.

cc: Robert Lang

ADJUSTMENTS TO UW SYSTEM ALLOTMENTS 20 - 24

APPN	SALARY SUPPL SUBMITTED PREV.	SALARY SUPPL REEST. 7/24	CHANGE	FB SUPPL REQ. SUBMITTED PREV.	FB SUPPLEMENT REEST. 7/24	CHANGE
101	10,966,968	11,169,255	202,287	6,279,939	6,969,847	89,908
102	7,676,034	7,676,034	0	4,936,105	4,936,105	0
103	683,298	683,298	0	330,543	330,543	0
104	1,435,777	1,435,777	0	916,573	916,573	0
105	174,251	174,251	0	3,334	3,334	0
106	95,912	95,912	0	2,549,614	2,549,614	0
116	204,773	204,773	0	132,216	5,200	(127,016)
117	364,158	364,158	0	162,318	199,774	37,456
118	12,061	0	(12,061)	0	0	0
119	15,057	0	(15,057)	0	0	0
177	14,687	14,687	0	3,231	5,500	2,269
178	0	0	0	0	4,000	4,000
301	337,225	330,000	(7,225)	146,189	146,189	0
402	167,944	0	(167,944)	41,309	30,000	(11,309)
501	14,014	14,014	0	3,083	7,775	4,692
GPR Total	22,162,159	22,162,159	0	15,504,454	15,504,454	0
128	3,310,296	3,310,296	0	1,730,417	1,438,417	(292,000)
131	8,705,422	8,705,422	0	5,694,537	5,986,537	292,000
132	308,026	308,026	0	67,765	67,765	0
136	71,205	71,205	0	15,667	15,667	0
139	5,448,979	5,448,979	0	1,198,776	1,198,776	0
336	3,135	3,135	0	8,926	8,926	0
528	160,501	160,501	0	76,085	76,085	0
529	0	0	0	12,879	12,879	0
530	725	725	0	4,413	4,413	0
PR Total	18,008,289	18,008,289	0	8,809,465	8,809,465	0

No transfer.