

1995-96 SESSION
COMMITTEE HEARING
RECORDS

Committee Name:

Joint Committee on
Finance (JC-Fi)

Sample:

Record of Comm. Proceedings ... RCP

- 05hrAC-EdR_RCP_pt01a
- 05hrAC-EdR_RCP_pt01b
- 05hrAC-EdR_RCP_pt02

➤ Appointments ... Appt

➤ **

➤ Clearinghouse Rules ... CRule

➤ **

➤ Committee Hearings ... CH

➤ **

➤ Committee Reports ... CR

➤ **

➤ Executive Sessions ... ES

➤ **

➤ Hearing Records ... HR

➤ **

➤ Miscellaneous ... Misc

➤ 95hrJC-Fi_Misc_pt94

➤ Record of Comm. Proceedings ... RCP

➤ **

BURKE

STATE OF WISCONSIN

SENATE CHAIR
BRIAN BURKE

ASSEMBLY CHAIR
BEN BRANCEL



100 North Hamilton
P.O. Box 7882
Madison, WI 53707-7882
Phone: 266-8535

119 Martin Luther King Blvd.
P.O. Box 8952
Madison, WI 53708-8952
Phone: 266-7746

JOINT COMMITTEE ON FINANCE

August 14, 1996

Mr. Bruce Munson, Revisor of Statutes
131 West Wilson
Suite 800
Madison, WI 53703

Dear Mr. Munson:

Pursuant to s. 20.004(2) of the statutes, this is to inform you that, in accordance with the Joint Committee on Finance's action at its July 10, 1996, meeting, we have given final approval to the attached summaries and a final Chapter 20 schedule for publication in the 1995-96 edition of the Wisconsin Statutes. A copy of the Committee's action is attached for your information.

If you have any questions regarding the schedule and/or summaries, please contact our offices, the Legislative Fiscal Bureau or the State Budget Office. The State Budget Office will be providing, by computer tape, a copy of the approved Chapter 20 appropriations schedule to you.

Sincerely,

BRIAN BURKE
Senate Chair

BEN BRANCEL
Assembly Chair

BB/BB/jc
Attachments

cc: Members, Joint Committee on Finance
Richard Chandler
Robert Lang

Figure 20.005(1):

GENERAL FUND SUMMARY

REVENUES	<u>1995-96</u>	<u>1996-97</u>
Opening Balance, July 1	\$ 408,880,400	\$ 566,339,200
Taxes	8,231,400,000	8,663,850,000
Less Federal Retirees Refunds	-26,600,000	-12,700,000
Departmental Revenues	<u>174,683,100</u>	<u>228,779,200</u>
Total Available	\$ 8,788,363,500	\$ 9,446,268,400
APPROPRIATIONS, TRANSFERS AND RESERVES		
Gross Appropriations	\$ 8,241,608,300	\$ 9,153,611,400
Compensation Reserves	18,235,000	46,382,400
Transfers to:		
Local Government Property Insurance Fund	3,503,800	2,234,700
Property Tax Relief Fund	0	257,755,900
Less Lapses	<u>-41,322,800</u>	<u>-113,723,000</u>
Net	\$ 8,222,024,300	\$ 9,346,261,400
BALANCES		
Gross Balances	\$ 566,339,200	\$ 100,007,000
Required Statutory Balance	<u>-82,598,400</u>	<u>-91,999,900</u>
Net Balance, June 30	\$ 483,740,800	\$ 8,007,100

SUMMARY OF APPROPRIATIONS -- ALL FUNDS

	<u>1995-96</u>	<u>1996-97</u>
General Purpose Revenue	\$ 8,241,608,300	\$ 9,153,611,400
Federal Revenue	\$ 3,850,830,600	\$ 3,891,800,700
Program	(3,457,543,500)	(3,523,184,100)
Segregated	(393,287,100)	(368,616,600)
Program Revenue	\$ 2,185,416,200	\$ 1,975,161,400
State	(1,830,883,500)	(1,603,037,200)
Service	(354,532,700)	(372,124,200)
Segregated Revenue	\$ 1,908,291,300	\$ 1,910,832,300
State	(1,718,850,700)	(1,718,605,800)
Local	(49,453,300)	(49,453,300)
Service	<u>(139,987,300)</u>	<u>(142,773,200)</u>
GRAND TOTAL	\$ 16,186,146,400	\$ 16,931,405,800

SUMMARY OF COMPENSATION RESERVES -- ALL FUNDS

	<u>1995-96</u>	<u>1996-97</u>
General Purpose Revenue	\$ 18,235,000	\$ 46,382,400
Federal Revenue	5,978,800	15,035,100
Program Revenue	15,151,700	38,102,300
Segregated Revenue	<u>3,963,700</u>	<u>9,967,400</u>
TOTAL	\$ 43,329,200	\$ 109,487,200

Figure 20.005(1): continued

LOTTERY FUND SUMMARY

	<u>1995-96</u>	<u>1996-97</u>
Gross Revenue	\$ 509,572,500	\$ 514,564,400
Expenses		
Prizes	\$ 295,347,700	\$ 295,908,900
Administrative Expenses	<u>61,573,500</u>	<u>65,373,400</u>
	\$ 356,921,200	\$ 361,282,300
Net Proceeds	\$ 152,651,300	\$ 153,282,100
Total Available for Property Tax Relief		
Opening Balance	\$ 26,239,000	\$ 10,191,500
Net Proceeds	152,651,300	153,282,100
Interest Earnings	<u>4,100,000</u>	<u>3,400,000</u>
	\$ 182,990,300	\$ 166,873,600
Property Tax Relief	\$ 172,798,800	\$ 156,582,300
Gross Closing Balance	\$ 10,191,500	\$ 10,291,300
Reserve	10,191,500	10,291,300
Net Closing Balance	\$ 0	\$ 0

Figure 20.005(2)(a)**Summary of Bonding Authority Modifications, 1995-97 Biennium**

Source and Purpose	1995-97 Biennium
General Obligation	
Building Commission	
Housing State Agencies	\$34,082,000
Equipment	12,328,000
Other Public Purposes	96,500,000
Other Public Purposes (WISTAR)	38,327,000
Project Contingencies	7,658,300
Refunding Tax-Supported Debt	100,000,000
Refunding Self-Amortizing Debt	15,000,000
Refunding Building Corporation Debt	-1,551,600
Clean Water Fund	
Clean Water Fund Activities	44,700,000
Corrections	
Correctional Facilities	62,185,000
Self-Amortizing Facilities	5,410,000
Educational Communications Board	
Communications Facilities	200,000
Health and Social Services	
Mental Health Facilities	17,596,000
Juvenile Correctional Facilities	14,998,300
Historical Society	
Self-Amortizing Facilities	2,016,600
Records Storage	400,000
Military Affairs	
Armories and Military Facilities	198,000
Natural Resources	
Stewardship	-19,000,000
Nonpoint Source Grants	-4,000,000
Environmental Repair	4,000,000
Segregated Revenue Supported Dam Maintenance	1,000,000
Segregated Revenue Supported Facilities	4,494,000
General Fund Supported Facilities	1,000,000
State Fair Park	
Self-Amortizing Facilities	8,550,000
Youth and Athletic Facility	13,000,000
Transportation	
Freight Rail Assistance	4,500,000
Harbor Improvements	3,000,000
University of Wisconsin	
Academic Facilities	47,841,200
Self-Amortizing Facilities	79,177,700
Veterans Affairs	
Veterans Home	876,500
Veterans Home Wastewater	-5,690,000
Self Amortizing Mortgage Loans	170,000,000
Self-Amortizing Housing Facilities	1,629,400
Refunding Veterans Bonds	<u>75,000,000</u>
TOTAL General Obligation Bonds	\$835,426,400
State-Issued Revenue Obligations	
Transportation	\$132,804,100
GRAND TOTAL Bonding Authority Modifications	\$968,230,500

Figure 20.005(2)(b)

**General Obligation and Building Corporation Debt Service
Fiscal Years 1995-96 and 1996-97**

Statute, Agency and Purpose	Source	1995-96	1996-97
20.190 State Fair Park Board			
(1)(c) Housing facilities principal repayment, interest and rebates	GPR	\$0	\$0
20.225 Educational Communications Board			
(1)(c) Principal repayment and interest	GPR	907,700	924,900
20.245 Historical Society			
(2)(e) Principal repayment and interest	GPR	568,100	537,800
(4)(e) Principal repayment and interest	GPR	0	0
(5)(e) Principal repayment and interest	GPR	415,500	493,700
20.250 Medical College of Wisconsin			
(1)(e) Principal repayment and interest	GPR	451,700	444,600
20.255 Public Instruction, Department of			
(1)(d) Principal repayment and interest	GPR	889,000	868,800
20.285 University of Wisconsin System			
(1)(d) Principal repayment and interest	GPR	68,431,900	65,885,000
20.320 Clean Water Fund Program			
(1)(c) Principal repayment and interest	GPR	18,586,900	21,265,800
20.370 Natural Resources, Department of			
(7)(aa) Resource acquisition and development - principal repayment and interest	GPR	14,543,600	15,984,600
(7)(ba) Debt service - remedial action	GPR	761,800	1,043,500
(7)(ca) Principal repayment and interest - nonpoint source grants	GPR	697,800	1,053,500
(7)(cb) Principal repayment and interest - pollution abatement bonds	GPR	81,233,900	77,777,100
(7)(cc) Principal repayment and interest - combined sewer overflow; pollution abatement bonds	GPR	18,760,600	17,595,800
(7)(cd) Principal repayment and interest - municipal clean drinking water grants	GPR	797,600	807,200
(7)(ea) Administrative facilities - principal repayment and interest	GPR	468,400	472,600
20.410 Corrections, Department of			
(1)(e) Principal repayment and interest	GPR	39,134,400	39,976,400
(1)(ec) Prison industries principal, interest and rebates	GPR	0	0
(1)(ef) Lease rental payments	GPR	0	0
(3)(e) Principal repayment and interest	GPR	0	2,446,400
20.435 Health and Social Services, Department of			
(2)(ee) Principal repayment and interest	GPR	6,801,400	6,963,600
(2)(ef) Lease rental payments	GPR	0	0
(3)(e) Principal repayment and interest	GPR	1,610,500	0
(5)(e) Principal repayment and interest	GPR	21,800	0
(6)(e) Principal repayment and interest	GPR	0	20,900
20.465 Military Affairs, Department of			
(1)(d) Principal repayment and interest	GPR	2,241,100	2,283,400
20.485 Veterans Affairs, Department of			
(1)(e) Lease rental payments	GPR	0	0
(1)(f) Principal repayment and interest	GPR	1,201,100	1,189,900

Figure 20.005(2)(b): continued

Statute, Agency and Purpose	Source	1995-96	1996-97
20.867 Building Commission			
(1)(a) Principal repayment and interest - housing of state agencies	GPR	\$0	\$0
(1)(b) Principal repayment and interest - capitol and executive residence	GPR	3,383,200	3,354,100
(3)(a) Principal repayment and interest	GPR	13,947,000	26,155,200
(3)(b) Principal repayment and interest	GPR	0	0
(3)(c) Lease rental payments	GPR	0	0
TOTAL General Purpose Revenue Debt Service		\$275,855,000	\$287,544,800
20.190 State Fair Park Board			
(1)(j) State fair principal repayment, interest and rebates	PR	1,140,600	1,451,800
20.245 Historical Society			
(2)(j) Self-amortizing facilities, principal repayment interest and rebates	PR	92,000	92,100
20.285 University of Wisconsin System			
(1)(kd) Principal repayment, interest and rebates	PR	15,194,200	19,041,000
(1)(ke) Lease rental payments	PR	209,000	209,000
20.410 Corrections, Department of			
(1)(ko) Prison industries principal repayment, interest and rebates	PR	84,700	81,100
20.485 Veterans Affairs, Department of			
(1)(go) Self-amortizing housing facilities; principal repayment and interest	PR	0	0
20.505 Administration, Department of			
(5)(g) Principal repayment, interest and rebates; parking	PR	1,062,200	1,398,900
(5)(kc) Principal repayment, interest and rebates	PR	8,440,900	8,212,400
20.867 Building Commission			
(3)(g) Principal repayment, interest and rebates; program revenues	PR	0	0
(3)(h) Principal repayment; interest and rebates	PR	0	0
(3)(i) Principal repayment, interest and rebates; capital equipment	PR	0	0
TOTAL Program Revenue Debt Service		\$26,223,600	\$30,486,300
20.320 Clean Water Fund Program			
(1)(t) Principal repayment and interest - clean water fund bonds	SEG	4,000,000	4,000,000
20.370 Natural Resources, Department of			
(7)(aq) Resource acquisition and development - principal repayment and interest	SEG	228,300	229,200
(7)(ar) Dam repair and removal - principal repayment and interest	SEG	260,900	380,200
(7)(eq) Administrative facilities - principal repayment and interest	SEG	570,100	729,500
20.395 Transportation, Department of			
(6)(aq) Principal repayment and interest, transportation facilities, state funds	SEG	8,643,300	7,241,500
(6)(ar) Principal repayment and interest, buildings state funds	SEG	686,800	645,100
20.485 Veterans Affairs, Department of			
(3)(t) Debt service	SEG	51,164,900	54,533,100
TOTAL Segregated Revenue Debt Service		\$65,554,300	\$67,758,600
GRAND TOTAL All Debt Service		\$367,632,900	\$385,789,700

XV. Department of Development

Moved by Representative Brancel and seconded by Senator Burke to transfer \$8,500 GPR from the DOD general operations appropriation under s. 20.143(1)(a) to the appropriation under s. 20.143(1)(fd) to increase funding for the DOD contract with the Office of Rural Health.

Ayes, 13; Noes, 2 (Jauch, Weeden); Absent, 1 (George)

XVI. Wisconsin Conservation Corps

[The co-chair placed this item on the table subject to future recall by the co-chairs.]

XVII. Supreme Court

Moved by Representative Brancel and seconded by Senator Burke to approve the Director of State Court's request for a supplement from the Committee's appropriation of \$27,000 GPR in 1995-96 and \$17,700 GPR in 1996-97 for court interpreter reimbursement.

Ayes, 14; Noes, 1 (Cowles); Absent 1 (George)

Secretary's Note: The appropriation receiving the supplement is under s. 20.625(1)(c) from the Committee's appropriation under s. 20.865(4)(a).

XVIII. Supreme Court

Moved by Senator Burke and seconded by Senator Decker to approve the Director of State Court's request for \$87,200 GPR (including one-time funding of \$5,700) and 1.0 GPR position beginning in 1996-97 to assist the Chief Justice in performing the administrative duties of the office.

Ayes, 13; Noes, 2 (Cowles, Brancel); Absent, 1 (George)

Secretary's Note: The appropriation increase and position are authorized under s. 20.680(1)(a).

XX. Department of Administration

Moved by Representative Brancel and seconded by Senator Burke to approve the Chapter 20 schedules and corresponding summaries, as prepared by the Department of Administration and the Legislative Fiscal Bureau, subject to final approval by the Co-chairs of the Joint Committee on Finance.

Ayes, 15; Noes, 0; Absent, 1 (George)

BURKE

STATE OF WISCONSIN

SENATE CHAIR
BRIAN BURKE



ASSEMBLY CHAIR
BEN BRANCEL

100 North Hamilton
P.O. Box 7882
Madison, WI 53707-7882
Phone: 266-8535

119 Martin Luther King Blvd.
P.O. Box 8952
Madison, WI 53708-8952
Phone: 266-7746

JOINT COMMITTEE ON FINANCE

August 14, 1996

Mr. Bruce Munson, Revisor of Statutes
131 West Wilson
Suite 800
Madison, WI 53703

Dear Mr. Munson:

Pursuant to s. 20.004(2) of the statutes, this is to inform you that, in accordance with the Joint Committee on Finance's action at its July 10, 1996, meeting, we have given final approval to the attached summaries and a final Chapter 20 schedule for publication in the 1995-96 edition of the Wisconsin Statutes. A copy of the Committee's action is attached for your information.

If you have any questions regarding the schedule and/or summaries, please contact our offices, the Legislative Fiscal Bureau or the State Budget Office. The State Budget Office will be providing, by computer tape, a copy of the approved Chapter 20 appropriations schedule to you.

Sincerely,

Handwritten signature of Brian Burke in cursive.

BRIAN BURKE
Senate Chair

Handwritten signature of Ben Brancel in cursive.

BEN BRANCEL
Assembly Chair

BB/BB/jc
Attachments

cc: Members, Joint Committee on Finance
Richard Chandler
Robert Lang

Figure 20.005(1):

GENERAL FUND SUMMARY

	<u>1995-96</u>	<u>1996-97</u>
REVENUES		
Opening Balance, July 1	\$ 408,880,400	\$ 566,339,200
Taxes	8,231,400,000	8,663,850,000
Less Federal Retirees Refunds	-26,600,000	-12,700,000
Departmental Revenues	<u>174,683,100</u>	<u>228,779,200</u>
Total Available	\$ 8,788,363,500	\$ 9,446,268,400
APPROPRIATIONS, TRANSFERS AND RESERVES		
Gross Appropriations	\$ 8,241,608,300	\$ 9,153,611,400
Compensation Reserves	18,235,000	46,382,400
Transfers to:		
Local Government Property Insurance Fund	3,503,800	2,234,700
Property Tax Relief Fund	0	257,755,900
Less Lapses	<u>-41,322,800</u>	<u>-113,723,000</u>
Net	\$ 8,222,024,300	\$ 9,346,261,400
BALANCES		
Gross Balances	\$ 566,339,200	\$ 100,007,000
Required Statutory Balance	<u>-82,598,400</u>	<u>-91,999,900</u>
Net Balance, June 30	\$ 483,740,800	\$ 8,007,100

SUMMARY OF APPROPRIATIONS -- ALL FUNDS

	<u>1995-96</u>	<u>1996-97</u>
General Purpose Revenue	\$ 8,241,608,300	\$ 9,153,611,400
Federal Revenue	\$ 3,850,830,600	\$ 3,891,800,700
Program	(3,457,543,500)	(3,523,184,100)
Segregated	(393,287,100)	(368,616,600)
Program Revenue	\$ 2,185,416,200	\$ 1,975,161,400
State	(1,830,883,500)	(1,603,037,200)
Service	(354,532,700)	(372,124,200)
Segregated Revenue	\$ 1,908,291,300	\$ 1,910,832,300
State	(1,718,850,700)	(1,718,605,800)
Local	(49,453,300)	(49,453,300)
Service	<u>(139,987,300)</u>	<u>(142,773,200)</u>
GRAND TOTAL	\$ 16,186,146,400	\$ 16,931,405,800

SUMMARY OF COMPENSATION RESERVES -- ALL FUNDS

	<u>1995-96</u>	<u>1996-97</u>
General Purpose Revenue	\$ 18,235,000	\$ 46,382,400
Federal Revenue	5,978,800	15,035,100
Program Revenue	15,151,700	38,102,300
Segregated Revenue	<u>3,963,700</u>	<u>9,967,400</u>
TOTAL	\$ 43,329,200	\$ 109,487,200

Figure 20.005(1): continued

LOTTERY FUND SUMMARY

	<u>1995-96</u>	<u>1996-97</u>
Gross Revenue	\$ 509,572,500	\$ 514,564,400
Expenses		
Prizes	\$ 295,347,700	\$ 295,908,900
Administrative Expenses	<u>61,573,500</u>	<u>65,373,400</u>
	\$ 356,921,200	\$ 361,282,300
Net Proceeds	\$ 152,651,300	\$ 153,282,100
Total Available for Property Tax Relief		
Opening Balance	\$ 26,239,000	\$ 10,191,500
Net Proceeds	152,651,300	153,282,100
Interest Earnings	<u>4,100,000</u>	<u>3,400,000</u>
	\$ 182,990,300	\$ 166,873,600
Property Tax Relief	\$ 172,798,800	\$ 156,582,300
Gross Closing Balance	\$ 10,191,500	\$ 10,291,300
Reserve	10,191,500	10,291,300
Net Closing Balance	\$ 0	\$ 0

Figure 20.005(2)(a)

Summary of Bonding Authority Modifications, 1995-97 Biennium	
Source and Purpose	<u>1995-97 Biennium</u>
General Obligation	
Building Commission	
Housing State Agencies	\$34,082,000
Equipment	12,328,000
Other Public Purposes	96,500,000
Other Public Purposes (WISTAR)	38,327,000
Project Contingencies	7,658,300
Refunding Tax-Supported Debt	100,000,000
Refunding Self-Amortizing Debt	15,000,000
Refunding Building Corporation Debt	-1,551,600
Clean Water Fund	
Clean Water Fund Activities	44,700,000
Corrections	
Correctional Facilities	62,185,000
Self-Amortizing Facilities	5,410,000
Educational Communications Board	
Communications Facilities	200,000
Health and Social Services	
Mental Health Facilities	17,596,000
Juvenile Correctional Facilities	14,998,300
Historical Society	
Self-Amortizing Facilities	2,016,600
Records Storage	400,000
Military Affairs	
Armories and Military Facilities	198,000
Natural Resources	
Stewardship	-19,000,000
Nonpoint Source Grants	-4,000,000
Environmental Repair	4,000,000
Segregated Revenue Supported Dam Maintenance	1,000,000
Segregated Revenue Supported Facilities	4,494,000
General Fund Supported Facilities	1,000,000
State Fair Park	
Self-Amortizing Facilities	8,550,000
Youth and Athletic Facility	13,000,000
Transportation	
Freight Rail Assistance	4,500,000
Harbor Improvements	3,000,000
University of Wisconsin	
Academic Facilities	47,841,200
Self-Amortizing Facilities	79,177,700
Veterans Affairs	
Veterans Home	876,500
Veterans Home Wastewater	-5,690,000
Self Amortizing Mortgage Loans	170,000,000
Self-Amortizing Housing Facilities	1,629,400
Refunding Veterans Bonds	<u>75,000,000</u>
TOTAL General Obligation Bonds	\$835,426,400
State-Issued Revenue Obligations	
Transportation	\$132,804,100
GRAND TOTAL Bonding Authority Modifications	\$968,230,500

Figure 20.005(2)(b)

**General Obligation and Building Corporation Debt Service
Fiscal Years 1995-96 and 1996-97**

Statute, Agency and Purpose	Source	1995-96	1996-97
20.190 State Fair Park Board			
(1)(c) Housing facilities principal repayment, interest and rebates	GPR	\$0	\$0
20.225 Educational Communications Board			
(1)(c) Principal repayment and interest	GPR	907,700	924,900
20.245 Historical Society			
(2)(e) Principal repayment and interest	GPR	568,100	537,800
(4)(e) Principal repayment and interest	GPR	0	0
(5)(e) Principal repayment and interest	GPR	415,500	493,700
20.250 Medical College of Wisconsin			
(1)(e) Principal repayment and interest	GPR	451,700	444,600
20.255 Public Instruction, Department of			
(1)(d) Principal repayment and interest	GPR	889,000	868,800
20.285 University of Wisconsin System			
(1)(d) Principal repayment and interest	GPR	68,431,900	65,885,000
20.320 Clean Water Fund Program			
(1)(c) Principal repayment and interest	GPR	18,586,900	21,265,800
20.370 Natural Resources, Department of			
(7)(aa) Resource acquisition and development - principal repayment and interest	GPR	14,543,600	15,984,600
(7)(ba) Debt service - remedial action	GPR	761,800	1,043,500
(7)(ca) Principal repayment and interest - nonpoint source grants	GPR	697,800	1,053,500
(7)(cb) Principal repayment and interest - pollution abatement bonds	GPR	81,233,900	77,777,100
(7)(cc) Principal repayment and interest - combined sewer overflow; pollution abatement bonds	GPR	18,760,600	17,595,800
(7)(cd) Principal repayment and interest - municipal clean drinking water grants	GPR	797,600	807,200
(7)(ea) Administrative facilities - principal repayment and interest	GPR	468,400	472,600
20.410 Corrections, Department of			
(1)(e) Principal repayment and interest	GPR	39,134,400	39,976,400
(1)(ec) Prison industries principal, interest and rebates	GPR	0	0
(1)(ef) Lease rental payments	GPR	0	0
(3)(e) Principal repayment and interest	GPR	0	2,446,400
20.435 Health and Social Services, Department of			
(2)(ee) Principal repayment and interest	GPR	6,801,400	6,963,600
(2)(ef) Lease rental payments	GPR	0	0
(3)(e) Principal repayment and interest	GPR	1,610,500	0
(5)(e) Principal repayment and interest	GPR	21,800	0
(6)(e) Principal repayment and interest	GPR	0	20,900
20.465 Military Affairs, Department of			
(1)(d) Principal repayment and interest	GPR	2,241,100	2,283,400
20.485 Veterans Affairs, Department of			
(1)(e) Lease rental payments	GPR	0	0
(1)(f) Principal repayment and interest	GPR	1,201,100	1,189,900

Figure 20.005(2)(b): continued

Statute, Agency and Purpose	Source	1995-96	1996-97
20.867 Building Commission			
(1)(a) Principal repayment and interest - housing of state agencies	GPR	\$0	\$0
(1)(b) Principal repayment and interest - capitol and executive residence	GPR	3,383,200	3,354,100
(3)(a) Principal repayment and interest	GPR	13,947,000	26,155,200
(3)(b) Principal repayment and interest	GPR	0	0
(3)(c) Lease rental payments	GPR	0	0
TOTAL General Purpose Revenue Debt Service		\$275,855,000	\$287,544,800
20.190 State Fair Park Board			
(1)(j) State fair principal repayment, interest and rebates	PR	1,140,600	1,451,800
20.245 Historical Society			
(2)(j) Self-amortizing facilities, principal repayment interest and rebates	PR	92,000	92,100
20.285 University of Wisconsin System			
(1)(kd) Principal repayment, interest and rebates	PR	15,194,200	19,041,000
(1)(ke) Lease rental payments	PR	209,000	209,000
20.410 Corrections, Department of			
(1)(ko) Prison industries principal repayment, interest and rebates	PR	84,700	81,100
20.485 Veterans Affairs, Department of			
(1)(go) Self-amortizing housing facilities; principal repayment and interest	PR	0	0
20.505 Administration, Department of			
(5)(g) Principal repayment, interest and rebates; parking	PR	1,062,200	1,398,900
(5)(kc) Principal repayment, interest and rebates	PR	8,440,900	8,212,400
20.867 Building Commission			
(3)(g) Principal repayment, interest and rebates; program revenues	PR	0	0
(3)(h) Principal repayment; interest and rebates	PR	0	0
(3)(i) Principal repayment, interest and rebates; capital equipment	PR	0	0
TOTAL Program Revenue Debt Service		\$26,223,600	\$30,486,300
20.320 Clean Water Fund Program			
(1)(t) Principal repayment and interest - clean water fund bonds	SEG	4,000,000	4,000,000
20.370 Natural Resources, Department of			
(7)(aq) Resource acquisition and development - principal repayment and interest	SEG	228,300	229,200
(7)(ar) Dam repair and removal - principal repayment and interest	SEG	260,900	380,200
(7)(eq) Administrative facilities - principal repayment and interest	SEG	570,100	729,500
20.395 Transportation, Department of			
(6)(aq) Principal repayment and interest, transportation facilities, state funds	SEG	8,643,300	7,241,500
(6)(ar) Principal repayment and interest, buildings state funds	SEG	686,800	645,100
20.485 Veterans Affairs, Department of			
(3)(t) Debt service	SEG	51,164,900	54,533,100
TOTAL Segregated Revenue Debt Service		\$65,554,300	\$67,758,600
GRAND TOTAL All Debt Service		\$367,632,900	\$385,789,700

XV. Department of Development

Moved by Representative Brancel and seconded by Senator Burke to transfer \$8,500 GPR from the DOD general operations appropriation under s. 20.143(1)(a) to the appropriation under s. 20.143(1)(fd) to increase funding for the DOD contract with the Office of Rural Health.

Ayes, 13; Noes, 2 (Jauch, Weeden); Absent, 1 (George)

XVI. Wisconsin Conservation Corps

[The co-chair placed this item on the table subject to future recall by the co-chairs.]

XVII. Supreme Court

Moved by Representative Brancel and seconded by Senator Burke to approve the Director of State Court's request for a supplement from the Committee's appropriation of \$27,000 GPR in 1995-96 and \$17,700 GPR in 1996-97 for court interpreter reimbursement.

Ayes, 14; Noes, 1 (Cowles); Absent 1 (George)

Secretary's Note: The appropriation receiving the supplement is under s. 20.625(1)(c) from the Committee's appropriation under s. 20.865(4)(a).

XVIII. Supreme Court

Moved by Senator Burke and seconded by Senator Decker to approve the Director of State Court's request for \$87,200 GPR (including one-time funding of \$5,700) and 1.0 GPR position beginning in 1996-97 to assist the Chief Justice in performing the administrative duties of the office.

Ayes, 13; Noes, 2 (Cowles, Brancel); Absent, 1 (George)

Secretary's Note: The appropriation increase and position are authorized under s. 20.680(1)(a).

XX. Department of Administration

Moved by Representative Brancel and seconded by Senator Burke to approve the Chapter 20 schedules and corresponding summaries, as prepared by the Department of Administration and the Legislative Fiscal Bureau, subject to final approval by the Co-chairs of the Joint Committee on Finance.

Ayes, 15; Noes, 0; Absent, 1 (George)

STATE OF WISCONSIN

STATE BUDGET OFFICE
RICHARD G. CHANDLER, Director



LEGISLATIVE FISCAL BUREAU
ROBERT LANG, Director

101 E. Wilson Street
10th Floor
Madison, WI 53703
Phone: 266-1807

1 East Main Street
Suite 301
Madison, WI 53703
Phone: 266-3847

August 14, 1996

TO: Senator Brian Burke, Senate Chair
Representative Ben Brancel, Assembly Chair
Joint Committee on Finance

FROM: Richard G. Chandler, State Budget Director
Department of Administration

Bob Lang, Director
Legislative Fiscal Bureau

SUBJECT: Final Chapter 20 Appropriations Schedule and Summaries

Pursuant to the Joint Committee on Finance's action at its July 10, 1996, meeting, our offices have jointly prepared the attached updated summaries and schedule for ss. 20.005(1), (2)(a)&(b) of the 1995-96 edition of the Wisconsin Statutes. These updated summaries and schedule reflect the fiscal effect of all legislation enacted by the 1995 Legislature.

We believe the attached documents correctly reflect the final Chapter 20 schedule for 1995-97 based on gubernatorial and legislative actions to date. Please contact either of our offices if you have any questions regarding these summaries or schedule.

Upon your approval of the final Chapter 20 summaries and schedule, a letter from you to the Revisor of Statutes transmitting the approved schedule and summaries is necessary to allow incorporation of the summaries and schedule into the 1995-97 edition of the statutes.

RGC/RL/lah
Attachments

Figure 20.005(1):

GENERAL FUND SUMMARY

	<u>1995-96</u>	<u>1996-97</u>
REVENUES		
Opening Balance, July 1	\$ 408,880,400	\$ 566,339,200
Taxes	8,231,400,000	8,663,850,000
Less Federal Retirees Refunds	-26,600,000	-12,700,000
Departmental Revenues	<u>174,683,100</u>	<u>228,779,200</u>
Total Available	\$ 8,788,363,500	\$ 9,446,268,400
APPROPRIATIONS, TRANSFERS AND RESERVES		
Gross Appropriations	\$ 8,241,608,300	\$ 9,153,611,400
Compensation Reserves	18,235,000	46,382,400
Transfers to:		
Local Government Property Insurance Fund	3,503,800	2,234,700
Property Tax Relief Fund	0	257,755,900
Less Lapses	<u>-41,322,800</u>	<u>-113,723,000</u>
Net	\$ 8,222,024,300	\$ 9,346,261,400
BALANCES		
Gross Balances	\$ 566,339,200	\$ 100,007,000
Required Statutory Balance	<u>-82,598,400</u>	<u>-91,999,900</u>
Net Balance, June 30	\$ 483,740,800	\$ 8,007,100

SUMMARY OF APPROPRIATIONS -- ALL FUNDS

	<u>1995-96</u>	<u>1996-97</u>
General Purpose Revenue	\$ 8,241,608,300	\$ 9,153,611,400
Federal Revenue	\$ 3,850,830,600	\$ 3,891,800,700
Program	(3,457,543,500)	(3,523,184,100)
Segregated	(393,287,100)	(368,616,600)
Program Revenue	\$ 2,185,416,200	\$ 1,975,161,400
State	(1,830,883,500)	(1,603,037,200)
Service	(354,532,700)	(372,124,200)
Segregated Revenue	\$ 1,908,291,300	\$ 1,910,832,300
State	(1,718,850,700)	(1,718,605,800)
Local	(49,453,300)	(49,453,300)
Service	<u>(139,987,300)</u>	<u>(142,773,200)</u>
GRAND TOTAL	\$ 16,186,146,400	\$ 16,931,405,800

SUMMARY OF COMPENSATION RESERVES -- ALL FUNDS

	<u>1995-96</u>	<u>1996-97</u>
General Purpose Revenue	\$ 18,235,000	\$ 46,382,400
Federal Revenue	5,978,800	15,035,100
Program Revenue	15,151,700	38,102,300
Segregated Revenue	<u>3,963,700</u>	<u>9,967,400</u>
TOTAL	\$ 43,329,200	\$ 109,487,200

Figure 20.005(1): continued

LOTTERY FUND SUMMARY

	<u>1995-96</u>	<u>1996-97</u>
Gross Revenue	\$ 509,572,500	\$ 514,564,400
Expenses		
Prizes	\$ 295,347,700	\$ 295,908,900
Administrative Expenses	<u>61,573,500</u>	<u>65,373,400</u>
	\$ 356,921,200	\$ 361,282,300
Net Proceeds	\$ 152,651,300	\$ 153,282,100
Total Available for Property Tax Relief		
Opening Balance	\$ 26,239,000	\$ 10,191,500
Net Proceeds	152,651,300	153,282,100
Interest Earnings	<u>4,100,000</u>	<u>3,400,000</u>
	\$ 182,990,300	\$ 166,873,600
Property Tax Relief	\$ 172,798,800	\$ 156,582,300
Gross Closing Balance	\$ 10,191,500	\$ 10,291,300
Reserve	10,191,500	10,291,300
Net Closing Balance	\$ 0	\$ 0

Figure 20.005(2)(a)

Summary of Bonding Authority Modifications, 1995-97 Biennium		<u>1995-97 Biennium</u>
Source and Purpose		
General Obligation		
Building Commission		
Housing State Agencies		\$34,082,000
Equipment		12,328,000
Other Public Purposes		96,500,000
Other Public Purposes (WISTAR)		38,327,000
Project Contingencies		7,658,300
Refunding Tax-Supported Debt		100,000,000
Refunding Self-Amortizing Debt		15,000,000
Refunding Building Corporation Debt		-1,551,600
Clean Water Fund		
Clean Water Fund Activities		44,700,000
Corrections		
Correctional Facilities		62,185,000
Self-Amortizing Facilities		5,410,000
Educational Communications Board		
Communications Facilities		200,000
Health and Social Services		
Mental Health Facilities		17,596,000
Juvenile Correctional Facilities		14,998,300
Historical Society		
Self-Amortizing Facilities		2,016,600
Records Storage		400,000
Military Affairs		
Armories and Military Facilities		198,000
Natural Resources		
Stewardship		-19,000,000
Nonpoint Source Grants		-4,000,000
Environmental Repair		4,000,000
Segregated Revenue Supported Dam Maintenance		1,000,000
Segregated Revenue Supported Facilities		4,494,000
General Fund Supported Facilities		1,000,000
State Fair Park		
Self-Amortizing Facilities		8,550,000
Youth and Athletic Facility		13,000,000
Transportation		
Freight Rail Assistance		4,500,000
Harbor Improvements		3,000,000
University of Wisconsin		
Academic Facilities		47,841,200
Self-Amortizing Facilities		79,177,700
Veterans Affairs		
Veterans Home		876,500
Veterans Home Wastewater		-5,690,000
Self Amortizing Mortgage Loans		170,000,000
Self-Amortizing Housing Facilities		1,629,400
Refunding Veterans Bonds		<u>75,000,000</u>
TOTAL General Obligation Bonds		\$835,426,400
State-Issued Revenue Obligations		
Transportation		\$132,804,100
GRAND TOTAL Bonding Authority Modifications		\$968,230,500

Figure 20.005(2)(b)

**General Obligation and Building Corporation Debt Service
Fiscal Years 1995-96 and 1996-97**

Statute, Agency and Purpose	Source	1995-96	1996-97
20.190 State Fair Park Board			
(1)(c) Housing facilities principal repayment, interest and rebates	GPR	\$0	\$0
20.225 Educational Communications Board			
(1)(c) Principal repayment and interest	GPR	907,700	924,900
20.245 Historical Society			
(2)(e) Principal repayment and interest	GPR	568,100	537,800
(4)(e) Principal repayment and interest	GPR	0	0
(5)(e) Principal repayment and interest	GPR	415,500	493,700
20.250 Medical College of Wisconsin			
(1)(e) Principal repayment and interest	GPR	451,700	444,600
20.255 Public Instruction, Department of			
(1)(d) Principal repayment and interest	GPR	889,000	868,800
20.285 University of Wisconsin System			
(1)(d) Principal repayment and interest	GPR	68,431,900	65,885,000
20.320 Clean Water Fund Program			
(1)(c) Principal repayment and interest	GPR	18,586,900	21,265,800
20.370 Natural Resources, Department of			
(7)(aa) Resource acquisition and development - principal repayment and interest	GPR	14,543,600	15,984,600
(7)(ba) Debt service - remedial action	GPR	761,800	1,043,500
(7)(ca) Principal repayment and interest - nonpoint source grants	GPR	697,800	1,053,500
(7)(cb) Principal repayment and interest - pollution abatement bonds	GPR	81,233,900	77,777,100
(7)(cc) Principal repayment and interest - combined sewer overflow; pollution abatement bonds	GPR	18,760,600	17,595,800
(7)(cd) Principal repayment and interest - municipal clean drinking water grants	GPR	797,600	807,200
(7)(ea) Administrative facilities - principal repayment and interest	GPR	468,400	472,600
20.410 Corrections, Department of			
(1)(e) Principal repayment and interest	GPR	39,134,400	39,976,400
(1)(ec) Prison industries principal, interest and rebates	GPR	0	0
(1)(ef) Lease rental payments	GPR	0	0
(3)(e) Principal repayment and interest	GPR	0	2,446,400
20.435 Health and Social Services, Department of			
(2)(ee) Principal repayment and interest	GPR	6,801,400	6,963,600
(2)(ef) Lease rental payments	GPR	0	0
(3)(e) Principal repayment and interest	GPR	1,610,500	0
(5)(e) Principal repayment and interest	GPR	21,800	0
(6)(e) Principal repayment and interest	GPR	0	20,900
20.465 Military Affairs, Department of			
(1)(d) Principal repayment and interest	GPR	2,241,100	2,283,400
20.485 Veterans Affairs, Department of			
(1)(e) Lease rental payments	GPR	0	0
(1)(f) Principal repayment and interest	GPR	1,201,100	1,189,900


Figure 20.005(2)(b): continued

Statute, Agency and Purpose	Source	1995-96	1996-97
20.867 Building Commission			
(1)(a) Principal repayment and interest - housing of state agencies	GPR	\$0	\$0
(1)(b) Principal repayment and interest - capitol and executive residence	GPR	3,383,200	3,354,100
(3)(a) Principal repayment and interest	GPR	13,947,000	26,155,200
(3)(b) Principal repayment and interest	GPR	0	0
(3)(c) Lease rental payments	GPR	0	0
TOTAL General Purpose Revenue Debt Service		\$275,855,000	\$287,544,800
20.190 State Fair Park Board			
(1)(j) State fair principal repayment, interest and rebates	PR	1,140,600	1,451,800
20.245 Historical Society			
(2)(j) Self-amortizing facilities, principal repayment interest and rebates	PR	92,000	92,100
20.285 University of Wisconsin System			
(1)(kd) Principal repayment, interest and rebates	PR	15,194,200	19,041,000
(1)(ke) Lease rental payments	PR	209,000	209,000
20.410 Corrections, Department of			
(1)(ko) Prison industries principal repayment, interest and rebates	PR	84,700	81,100
20.485 Veterans Affairs, Department of			
(1)(go) Self-amortizing housing facilities; principal repayment and interest	PR	0	0
20.505 Administration, Department of			
(5)(g) Principal repayment, interest and rebates; parking	PR	1,062,200	1,398,900
(5)(kc) Principal repayment, interest and rebates	PR	8,440,900	8,212,400
20.867 Building Commission			
(3)(g) Principal repayment, interest and rebates; program revenues	PR	0	0
(3)(h) Principal repayment; interest and rebates	PR	0	0
(3)(i) Principal repayment, interest and rebates; capital equipment	PR	0	0
TOTAL Program Revenue Debt Service		\$26,223,600	\$30,486,300
20.320 Clean Water Fund Program			
(1)(t) Principal repayment and interest - clean water fund bonds	SEG	4,000,000	4,000,000
20.370 Natural Resources, Department of			
(7)(aq) Resource acquisition and development - principal repayment and interest	SEG	228,300	229,200
(7)(ar) Dam repair and removal - principal repayment and interest	SEG	260,900	380,200
(7)(eq) Administrative facilities - principal repayment and interest	SEG	570,100	729,500
20.395 Transportation, Department of			
(6)(aq) Principal repayment and interest, transportation facilities, state funds	SEG	8,643,300	7,241,500
(6)(ar) Principal repayment and interest, buildings state funds	SEG	686,800	645,100
20.485 Veterans Affairs, Department of			
(3)(t) Debt service	SEG	51,164,900	54,533,100
TOTAL Segregated Revenue Debt Service		\$65,554,300	\$67,758,600
GRAND TOTAL All Debt Service		\$367,632,900	\$385,789,700

State of Wisconsin

SENATE CHAIR
JOE LEEAN

Room 119 South, State Capitol
P.O. Bo 7882
Madison, WI 53707-7882
Phone: 266-0751



ASSEMBLY CHAIR
BARBARA J. LINTON

Room 127 South, State Capitol
P.O. Bo 8952
Madison, WI 53708-8952
Phone: 266-7690

JOINT COMMITTEE ON FINANCE


July 15, 1994

Mr. Bruce Munson, Revisor of Statutes
131 West Wilson
Suite 800
Madison, WI 53703

Dear Mr. Munson:

Pursuant to s. 20.004(2) of the statutes, this is to inform you that, in accordance with the Joint Committee on Finance's action at its July 22, 1994, meeting, we have given final approval to the attached summaries and a final Chapter 20 schedule for publication in the 1993-94 edition of the Wisconsin Statutes. A copy of the Committee's action is attached for your information.

If you have any questions regarding the schedule and/or summaries, please contact our offices, the Legislative Fiscal Bureau or the State Budget Office. The State Budget Office will be providing, by computer tape, a copy of the approved Chapter 20 appropriations schedule to you.



JOE LEEAN
Senate Chair

Sincerely,



BARBARA J. LINTON
Assembly Chair

JL/BJL/ns
Attachments

cc: Members, Joint Committee on Finance
Richard Chandler
Robert Lang

Secretary's Note: The appropriation receiving the supplement is under s. 20.625(1)(c).

VI. Department of Administration

Moved by Senator Leraan and seconded by Representative Linton to approve the Governor's expenditure proposal to allocate \$30,000 FED in oil overcharge funds from unallotted reserve to DOT to fund the study of the feasibility of providing auto train service from Chicago to Superior.

Ayes, 16 Noes, 0

VII. Department of Administration

Moved by Senator Leraan and seconded by Representative Linton to approve the transfer of funds between fiscal years, but delay consideration of expenditure authority in excess of \$2,000 until the study committee's budget for all proposed expenditures has been submitted to the Joint Committee on Finance for approval.

Ayes, 15, Noes, 1 (Krug)

Secretary's Note: This action transfers \$37,000 GPR from 1993-94 to 1994-95 in the appropriation under s. 20.505(3)(a) for the regional high school of excellence study committee.

VIII. Wisconsin Gaming Commission

Moved by Senator Leraan and seconded by Representative Linton to direct the Gaming commission to implement its sales and marketing improvement plan and, as one component of the overall strategy, to selectively adjust prize payouts in a manner that maximizes the amount available for the lottery property tax credit. Allow average prize payout ratios to increase, as necessary, to no more than 63.0% for instant scratch games and 62.5% for pull-tab instant games in 1994-95. On-line game payouts would remain at the current 51.54%

Ayes, 11; Noes, 5 [Chvala, Hubler, Coggs, Krug, Huber]

IX. Department of Administration

Moved by Senator Leraan and seconded by Representative Linton to approve the submittal to the Revisor of Statutes under s. 20.004(2) of the statutes -- subject to final review and approval by the Co-Chairs of the Joint Committee on Finance -- of updated final summaries and schedules under ss. 20.005(1), (2)(a)&(b) and (3) to be prepared by the Department of Administration and the Legislative Fiscal Bureau. Provide that these

updated summaries include (1) the fiscal effect of all legislation enacted by the 1993 Legislature; and (2) any other actions of this Committee to date which affect the appropriation summaries or schedules.

Ayes, 16; Noes, 0

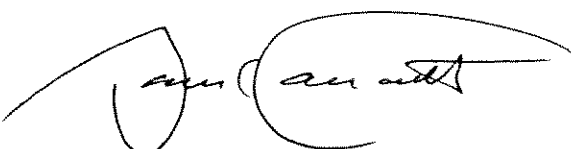
Reports

Co-Chair Linton made a unanimous consent request to receive the reports submitted. Without objection, it was so ordered.

Reports received:

Governor's report of travel expense budgets released under s. 16.40(14) for special and executive committees.

DOA report on federally funded positions approved during the January - March 1994 quarter.




Daniel Caucutt, Secretary

Date: July 8, 1994

Minutes Approved by:

Approved by:



Barbara J. Linton, Co-Chair

Tommy G. Thompson, Governor

Date: July 8, 1994

Date: _____

Figure: 20.005(1)

GENERAL FUND SUMMARY

	<u>1993-94</u>	<u>1994-95</u>
Revenues		
Opening Balance, July 1	\$167,765,500	\$233,634,900
Taxes	7,305,140,000	7,699,630,000
Departmental Revenues	<u>143,182,900</u>	<u>122,275,200</u>
 Total Available	 \$7,616,088,400	 \$8,055,540,100
 Appropriations, Transfers & Reserves		
Gross Appropriations	\$7,359,093,500	\$7,884,729,700
Compensation & Litigation Reserves	58,605,200	119,736,200
Transfers to:		
Statewide UCC Lien System	228,900	
Local Government Property Insurance Fund		2,000,000
Veterans Trust Fund		4,225,500
Less Lapses	<u>-35,474,100</u>	<u>-48,516,400</u>
 Net Appropriations	 \$7,382,453,500	 \$7,962,175,000
 Balances		
Gross Balance	\$233,634,900	\$93,365,100
Required Statutory Balance	<u>-73,590,900</u>	<u>-78,847,300</u>
 Net Balance, June 30	 \$160,044,000	 \$14,517,800

Figure 20.005(1) (cont.)

SUMMARY OF APPROPRIATIONS--ALL FUNDS

	<u>1993-94</u>	<u>1994-95</u>
General Purpose Revenue	\$7,359,093,500	\$7,884,729,700
Federal Revenue	(\$3,637,585,100)	(\$3,794,624,700)
Program	3,226,456,200	3,389,498,200
Segregated	411,128,900	405,126,500
Program Revenue	(\$1,998,978,800)	(\$2,052,027,600)
State	1,668,234,800	1,716,444,300
Service	330,744,000	335,583,300
Segregated Revenue	(\$1,827,849,800)	(\$1,862,243,100)
State	1,657,624,800	1,684,110,900
Local	52,114,700	51,328,300
Service	<u>118,110,300</u>	<u>126,803,900</u>
GRAND TOTAL	\$14,823,507,200	\$15,593,625,100

SUMMARY OF COMPENSATION AND LITIGATION RESERVES--ALL FUNDS

	<u>1993-94</u>	<u>1994-95</u>
General Purpose Revenue	(\$58,605,200)	(\$119,736,200)
Estimated Litigation	35,000,000	35,000,000
Estimated Compensation	23,605,200	84,736,200
Federal Revenue	7,478,100	26,134,200
Program Revenue	19,214,700	66,205,700
Segregated Revenue	<u>4,693,000</u>	<u>17,317,400</u>
TOTAL	\$89,991,000	\$229,393,500

Figure 20.005(1) (cont.)

LOTTERY FUND SUMMARY

	<u>1993-94</u>	<u>1994-95</u>
Revenues		
Gross Revenue	\$510,064,200	\$523,550,500
Expenses		
Prizes	290,153,800	297,880,600
Administrative Expenses	<u>65,817,400</u>	<u>67,107,300</u>
	\$355,971,200	\$364,987,900
Net Proceeds	\$154,093,000	\$158,562,600
Total Available for Property Tax Relief		
Opening Balance	\$23,351,800	\$6,507,000
Net Proceeds	154,093,000	158,562,600
Interest Earnings	<u>2,000,000</u>	<u>1,700,000</u>
	\$179,444,800	\$166,769,600
Property Tax Relief	\$172,937,800	\$156,298,600
Gross Closing Balance	\$6,507,000	\$10,471,000
Reserve	6,507,000	10,471,000
Net Closing Balance	\$0	\$0

Figure 20.005(2)(a)

SUMMARY OF BONDING AUTHORITY MODIFICATIONS, 1993-95 BIENNIUM

SOURCE AND PURPOSE	AMOUNT
GENERAL OBLIGATIONS	
Building Commission	
Other public purposes	\$107,100,000
Housing state departments and agencies	68,772,200
Capital equipment acquisition	6,278,900
Project contingencies	6,381,100
Refunding tax supported debt	402,000,000
Refunding self-amortizing debt	15,000,000
Refunding corporation self-amortizing debt	(1,729,000)
Clean Water Fund	116,000,000
Corrections	
Correctional facilities	60,548,800
Educational Communications Board	
Educational communications facilities	600,000
Health and Social Services	
Mental health facilities	12,395,500
Juvenile correctional facilities	7,129,800
Medical College of Wisconsin	
Basic science education and health information technology facilities	2,000,000
Military affairs	
Armories and military facilities	2,926,000
Natural resources	
Recreation development	10,500,000
Nonpoint source grants	12,500,000
Environmental repair	5,000,000
Segregated revenue supported facilities	3,789,700
Segregated revenue supported dam maintenance, repair, modification, abandonment and removal	3,000,000
General fund supported administrative facilities	578,200
State fair park	
Self-amortizing facilities	2,300,000
Transportation	
Rail acquisitions and improvements	10,000,000
Rail passenger route development	50,000,000
Harbor improvements	3,000,000
University of Wisconsin	
Academic facilities	41,742,200
Self-amortizing facilities	48,837,300
Veterans affairs	
Self-amortizing mortgage loans	41,000,000
Self-amortizing wastewater treatment facilities	5,690,000
Refunding bonds	100,000,000
TOTAL General Obligation Bonds	\$1,143,340,700
STATE-ISSUED REVENUE OBLIGATIONS	
Transportation	\$284,900,000
TOTAL State-issued revenue obligation bonds	\$284,900,000
GRAND TOTAL Bonding Authority Modifications	\$1,428,240,700

Figure 20.005(2)(b)

**GENERAL OBLIGATION AND BUILDING CORPORATION DEBT SERVICE
FISCAL YEARS 1993-94 AND 1994-95**

		1993-94	1994-95
20.225 Educational Communication Board			
(1)(c) Educational communications facilities	GPR	\$664,700	\$639,200
20.245 Historical society			
(2)(e) Historic sites	GPR	507,600	501,500
(4)(e) Administrative facilities	GPR	0	0
(5)(e) Museum facility	GPR	301,100	366,200
20.250 Medical college of Wisconsin			
(1)(e) Medical college of Wisconsin	GPR	443,600	509,600
20.255 Public Instruction, department of			
(1)(d) Schools of Hearing impaired and visually handicapped	GPR	735,500	781,900
20.285 University of Wisconsin system			
(1)(d) University academic facilities	GPR	63,752,700	66,086,000
(1)(da) University academic facilities, building corp.	GPR	0	0
(1)(db) Self-amortizing facilities	GPR	0	0
(1)(fh) State laboratory of hygiene	GPR	0	0
20.320 Clean water fund program			
(1)(c) Clean water fund	GPR	12,607,100	14,658,700
20.370 Natural resources, department of			
(1)(kc) Resource acquisition and development	GPR	11,889,800	15,376,400
(2)(jc) Environmental repair	GPR	519,700	1,026,200
(4)(jb) Recreational boating	GPR	0	0
(4)(jc) Point source pollution abatement	GPR	82,057,900	82,022,400
(4)(jd) Combined sewer overflow facilities	GPR	16,584,000	17,133,900
(4)(je) Municipal clean drinking water grants	GPR	872,400	948,000
(4)(jf) Nonpoint source grants	GPR	396,000	762,600
(8)(Lb) Administrative facilities	GPR	480,300	527,800
20.410 Corrections, department of			
(1)(e) Correctional facilities	GPR	23,716,200	31,728,500
(1)(ec) Prison industries	GPR	0	0
(1)(ef) Correctional facilities, building corporation	GPR	0	0
20.435 Health and social services,			

Figure 20.005(2)(b) (cont.)

		1993-94	1994-95
	department of		
(2) (ee)	Mental health facilities	GPR 5,495,300	6,114,700
(2) (ef)	Mental health facilities, building corporation	GPR 0	0
(3)(e)	Juvenile correctional facilities	GPR 1,358,300	1,471,000
(5)(e)	Workshop for the Blind	GPR 24,000	22,700
20.465	Military affairs, department of		
(1)(d)	National guard facilities	GPR 1,893,300	1,982,700
20.485	Veterans affairs, department of		
(1)(e)	Veterans home, building corp.	GPR 0	0
(1)(f)	Veterans home	GPR 788,800	1,040,600
20.867	Building commission		
(1)(a)	Housing state agencies	GPR 0	0
(1)(b)	Capitol and executive residence	GPR 3,075,200	3,086,900
(3)(a)	Unallocated debt service	GPR 17,835,800	17,488,900
(3)(b)	Other public purpose	GPR 93,200	405,900
(3)(c)	Lease rental payments	GPR 0	0
(3)(e)	Parking ramp	GPR 0	0
TOTAL--General Purpose Revenue Debt Service		\$246,092,500	\$264,682,300
20.190	State fair park board		
(1)(j)	State fair park	PR 1,019,700	1,116,100
20.245	Historical society		
(2)(j)	Self-amortizing facilities	PR 87,500	89,500
20.285	University of Wisconsin system		
(1)(gb)	University self-amortizing facilities	PR 11,272,500	15,624,100
(1)(gc)	University self-amortizing facilities, building copr.	PR 209,000	209,000
(1)(ih)	State laboratory of hygiene	PR 0	0
20.410	Corrections, department of		
(1)(ko)	Prison industries equipment, self-amortizing	PR 126,100	126,700
20.485	Veterans affairs, department of		
(1)(go)	Wastewater treatment services	PR 0	0
(1)(k)	Wastewater treatment facilities	PR 0	0

Figure 20.005(2)(b) (cont.)

		1993-94	1994-95
20.505 Administration, department of			
(5)(g) Parking	PR	0	427,800
(5)(kc) State office buildings	PR	8,008,000	7,922,300
20.867 Building commission			
(3)(g) Unallocated debt service	PR	0	0
(3)(h) Self-amortizing facilities	PR	0	0
(3)(i) Capital equipment	PR	0	0
TOTAL--Program Revenue Debt Service		\$20,722,800	\$25,515,500
20.320 Clean water fund program			
(1)(t) Clean water fund	SEG	2,800,000	3,500,000
(1)(u) Clean water fund revenue obligation repayment	SEG	0	0
20.370 Natural resources, department of			
(1)(jq) Dam repair and removal	SEG	0	45,500
(1)(kw) Resource acquisition and development	SEG	215,800	220,500
(1)(kx) Recreation development	SEG	0	0
(8)(Ls) Administrative facilities	SEG	425,600	573,200
20.395 Transportation, department of			
(6)(aq) Highways program	SEG	9,075,600	10,434,800
(6)(ar) Administrative facilities	SEG	682,900	712,000
20.485 Veterans affairs, department of			
(3)(t) Veterans home mortgage loans	SEG	73,270,600	70,328,900
20.867 Building commission			
(3)(q) Unallocated debt service, self-amortizing facilities	SEG	0	0
TOTAL--Segregated Revenue Debt Service		\$86,470,500	\$85,814,900
GRAND TOTAL--All Debt Service		\$353,285,800	\$376,012,700

July 11, 1994

TO: Senator Joe Leean, Senate Chair
Representative Barbara J. Linton, Assembly Chair
Joint Committee on Finance

FROM: Richard G. Chandler, State Budget Director
Department of Administration

Bob Lang, Director
Legislative Fiscal Bureau

SUBJECT: Final Chapter 20 Appropriations Schedule and Summaries

Pursuant to the Joint Committee on Finance's action at its June 22, 1994, meeting, our offices have jointly prepared the attached updated summaries and schedule for ss. 20.005(1), (2)(a)&(b) of the 1993-94 edition of the Wisconsin Statutes. These updated summaries and schedule reflect the fiscal effect of all legislation enacted by the 1993 Legislature.

We believe the attached correctly reflects the final Chapter 20 schedule for 1993-95 based on gubernatorial and legislative actions to date. Please contact either of our offices if you have any questions regarding these summaries or schedule.

Upon your approval of the final Chapter 20 summaries and schedule, a letter from you to the Revisor of Statutes transmitting the approved schedule and summaries is necessary to allow incorporation of the summaries and schedule into the 1993-94 edition of the statutes.

RGC/BL/lah
Attachments

Figure: 20.005(1)

GENERAL FUND SUMMARY

	<u>1993-94</u>	<u>1994-95</u>
Revenues		
Opening Balance, July 1	\$167,765,500	\$233,634,900
Taxes	7,305,140,000	7,699,630,000
Departmental Revenues	<u>143,182,900</u>	<u>122,275,200</u>
Total Available	\$7,616,088,400	\$8,055,540,100
 Appropriations, Transfers & Reserves		
Gross Appropriations	\$7,359,093,500	\$7,884,729,700
Compensation & Litigation Reserves	58,605,200	119,736,200
Transfers to:		
Statewide UCC Lien System	228,900	
Local Government Property Insurance Fund		2,000,000
Veterans Trust Fund		4,225,500
Less Lapses	<u>-35,474,100</u>	<u>-48,516,400</u>
Net Appropriations	\$7,382,453,500	\$7,962,175,000
 Balances		
Gross Balance	\$233,634,900	\$93,365,100
Required Statutory Balance	<u>-73,590,900</u>	<u>-78,847,300</u>
Net Balance, June 30	\$160,044,000	\$14,517,800

Figure 20.005(1) (cont.)

SUMMARY OF APPROPRIATIONS--ALL FUNDS

	<u>1993-94</u>	<u>1994-95</u>
General Purpose Revenue	\$7,359,093,500	\$7,884,729,700
Federal Revenue	(\$3,637,585,100)	(\$3,794,624,700)
Program	3,226,456,200	3,389,498,200
Segregated	411,128,900	405,126,500
Program Revenue	(\$1,998,978,800)	(\$2,052,027,600)
State	1,668,234,800	1,716,444,300
Service	330,744,000	335,583,300
Segregated Revenue	(\$1,827,849,800)	(\$1,862,243,100)
State	1,657,624,800	1,684,110,900
Local	52,114,700	51,328,300
Service	<u>118,110,300</u>	<u>126,803,900</u>
GRAND TOTAL	\$14,823,507,200	\$15,593,625,100

SUMMARY OF COMPENSATION AND LITIGATION RESERVES--ALL FUNDS

	<u>1993-94</u>	<u>1994-95</u>
General Purpose Revenue	(\$58,605,200)	(\$119,736,200)
Estimated Litigation	35,000,000	35,000,000
Estimated Compensation	23,605,200	84,736,200
Federal Revenue	7,478,100	26,134,200
Program Revenue	19,214,700	66,205,700
Segregated Revenue	<u>4,693,000</u>	<u>17,317,400</u>
TOTAL	\$89,991,000	\$229,393,500

Figure 20.005(1) (cont.)

LOTTERY FUND SUMMARY

	<u>1993-94</u>	<u>1994-95</u>
Revenues		
Gross Revenue	\$510,064,200	\$523,550,500
Expenses		
Prizes	290,153,800	297,880,600
Administrative Expenses	<u>65,817,400</u>	<u>67,107,300</u>
	\$355,971,200	\$364,987,900
Net Proceeds	\$154,093,000	\$158,562,600
Total Available for Property Tax Relief		
Opening Balance	\$23,351,800	\$6,507,000
Net Proceeds	154,093,000	158,562,600
Interest Earnings	<u>2,000,000</u>	<u>1,700,000</u>
	\$179,444,800	\$166,769,600
Property Tax Relief	\$172,937,800	\$156,298,600
Gross Closing Balance	\$6,507,000	\$10,471,000
Reserve	6,507,000	10,471,000
Net Closing Balance	\$0	\$0

Figure 20.005(2)(a)

SUMMARY OF BONDING AUTHORITY MODIFICATIONS, 1993-95 BIENNIUM

SOURCE AND PURPOSE	AMOUNT
GENERAL OBLIGATIONS	
Building Commission	
Other public purposes	\$107,100,000
Housing state departments and agencies	68,772,200
Capital equipment acquisition	6,278,900
Project contingencies	6,381,100
Refunding tax supported debt	402,000,000
Refunding self-amortizing debt	15,000,000
Refunding corporation self-amortizing debt	(1,729,000)
Clean Water Fund	116,000,000
Corrections	
Correctional facilities	60,548,800
Educational Communications Board	
Educational communications facilities	600,000
Health and Social Services	
Mental health facilities	12,395,500
Juvenile correctional facilities	7,129,800
Medical College of Wisconsin	
Basic science education and health information technology facilities	2,000,000
Military affairs	
Armories and military facilities	2,926,000
Natural resources	
Recreation development	10,500,000
Nonpoint source grants	12,500,000
Environmental repair	5,000,000
Segregated revenue supported facilities	3,789,700
Segregated revenue supported dam maintenance, repair, modification, abandonment and removal	3,000,000
General fund supported administrative facilities	578,200
State fair park	
Self-amortizing facilities	2,300,000
Transportation	
Rail acquisitions and improvements	10,000,000
Rail passenger route development	50,000,000
Harbor improvements	3,000,000
University of Wisconsin	
Academic facilities	41,742,200
Self-amortizing facilities	48,837,300
Veterans affairs	
Self-amortizing mortgage loans	41,000,000
Self-amortizing wastewater treatment facilities	5,690,000
Refunding bonds	100,000,000
TOTAL General Obligation Bonds	\$1,143,340,700
STATE-ISSUED REVENUE OBLIGATIONS	
Transportation	\$284,900,000
TOTAL State-issued revenue obligation bonds	\$284,900,000
GRAND TOTAL Bonding Authority Modifications	\$1,428,240,700

Figure 20.005(2)(b)

**GENERAL OBLIGATION AND BUILDING CORPORATION DEBT SERVICE
FISCAL YEARS 1993-94 AND 1994-95**

		1993-94	1994-95
20.225 Educational Communication Board			
(1)(c) Educational communications facilities	GPR	\$664,700	\$639,200
20.245 Historical society			
(2)(e) Historic sites	GPR	507,600	501,500
(4)(e) Administrative facilities	GPR	0	0
(5)(e) Museum facility	GPR	301,100	366,200
20.250 Medical college of Wisconsin			
(1)(e) Medical college of Wisconsin	GPR	443,600	509,600
20.255 Public Instruction, department of			
(1)(d) Schools of Hearing Impaired and visually handicapped	GPR	735,500	781,900
20.285 University of Wisconsin system			
(1)(d) University academic facilities	GPR	63,752,700	66,086,000
(1)(da) University academic facilities, building corp.	GPR	0	0
(1)(db) Self-amortizing facilities	GPR	0	0
(1)(fh) State laboratory of hygiene	GPR	0	0
20.320 Clean water fund program			
(1)(c) Clean water fund	GPR	12,607,100	14,658,700
20.370 Natural resources, department of			
(1)(kc) Resource acquisition and development	GPR	11,889,800	15,376,400
(2)(jc) Environmental repair	GPR	519,700	1,026,200
(4)(jb) Recreational boating	GPR	0	0
(4)(jc) Point source pollution abatement	GPR	82,057,900	82,022,400
(4)(jd) Combined sewer overflow facilities	GPR	16,584,000	17,133,900
(4)(je) Municipal clean drinking water grants	GPR	872,400	948,000
(4)(jf) Nonpoint source grants	GPR	396,000	762,600
(8)(Lb) Administrative facilities	GPR	480,300	527,800
20.410 Corrections, department of			
(1)(e) Correctional facilities	GPR	23,716,200	31,728,500
(1)(ec) Prison industries	GPR	0	0
(1)(ef) Correctional facilities, building corporation	GPR	0	0
20.435 Health and social services,			

Figure 20.005(2)(b) (cont.)

		1993-94	1994-95
	department of		
(2) (ee)	Mental health facilities	GPR 5,495,300	6,114,700
(2) (ef)	Mental health facilities, building corporation	GPR 0	0
(3)(e)	Juvenile correctional facilities	GPR 1,358,300	1,471,000
(5)(e)	Workshop for the Blind	GPR 24,000	22,700
20.465	Military affairs, department of		
(1)(d)	National guard facilities	GPR 1,893,300	1,982,700
20.485	Veterans affairs, department of		
(1)(e)	Veterans home, building corp.	GPR 0	0
(1)(f)	Veterans home	GPR 788,800	1,040,600
20.867	Building commission		
(1)(a)	Housing state agencies	GPR 0	0
(1)(b)	Capitol and executive residence	GPR 3,075,200	3,086,900
(3)(a)	Unallocated debt service	GPR 17,835,800	17,488,900
(3)(b)	Other public purpose	GPR 93,200	405,900
(3)(c)	Lease rental payments	GPR 0	0
(3)(e)	Parking ramp	GPR 0	0
TOTAL--General Purpose Revenue Debt Service		\$246,092,500	\$264,682,300
20.190	State fair park board		
(1)(j)	State fair park	PR 1,019,700	1,116,100
20.245	Historical society		
(2)(j)	Self-amortizing facilities	PR 87,500	89,500
20.285	University of Wisconsin system		
(1)(gb)	University self-amortizing facilities	PR 11,272,500	15,624,100
(1)(gc)	University self-amortizing facilities, building copr.	PR 209,000	209,000
(1)(ih)	State laboratory of hygiene	PR 0	0
20.410	Corrections, department of		
(1)(ko)	Prison industries equipment, self-amortizing	PR 126,100	126,700
20.485	Veterans affairs, department of		
(1)(go)	Wastewater treatment services	PR 0	0
(1)(k)	Wastewater treatment facilities	PR 0	0

Figure 20.005(2)(b) (cont.)

		1993-94	1994-95
20.505 Administration, department of			
(5)(g) Parking	PR	0	427,800
(5)(kc) State office buildings	PR	8,008,000	7,922,300
20.867 Building commission			
(3)(g) Unallocated debt service	PR	0	0
(3)(h) Self-amortizing facilities	PR	0	0
(3)(i) Capital equipment	PR	0	0
TOTAL--Program Revenue Debt Service		\$20,722,800	\$25,515,500
20.320 Clean water fund program			
(1)(t) Clean water fund	SEG	2,800,000	3,500,000
(1)(u) Clean water fund revenue obligation repayment	SEG	0	0
20.370 Natural resources, department of			
(1)(jq) Dam repair and removal	SEG	0	45,500
(1)(kw) Resource acquisition and development	SEG	215,800	220,500
(1)(kx) Recreation development	SEG	0	0
(8)(Ls) Administrative facilities	SEG	425,600	573,200
20.395 Transportation, department of			
(6)(aq) Highways program	SEG	9,075,600	10,434,800
(6)(ar) Administrative facilities	SEG	682,900	712,000
20.485 Veterans affairs, department of			
(3)(t) Veterans home mortgage loans	SEG	73,270,600	70,328,900
20.867 Building commission			
(3)(q) Unallocated debt service, self-amortizing facilities	SEG	0	0
TOTAL--Segregated Revenue Debt Service		\$86,470,500	\$85,814,900
GRAND TOTAL--All Debt Service		\$353,285,800	\$376,012,700