



The University of Wisconsin System

Vice President for Business and Finance
1752 Van Hise Hall
1220 Linden Drive
Madison, Wisconsin 53706
(608) 262-1311 FAX (608) 262-3985

FEB 2 1995

A

DATE: January 30, 1995
TO: Senator Joseph Leean
Representative Ben Brancel
Co-Chairs, Joint Committee on Finance

James Klauser, Secretary
Department of Administration

FROM: Raymond A. Marnocha [Signature]
Vice President for Business and Finance

RE: QUARTERLY POSITION REPORT, s. 16.505(2m)
(October 1, 1994 - January 1, 1995)

Under the provisions of s. 16.505(2m), the University of Wisconsin System (UWS) is reporting a net increase of 30.63 full-time equivalent (FTE) positions supported by nonfederal gifts and grants, and a net increase of 11.95 FTE positions supported by federal contracts. The changes to authorization levels reflect adding new awards and deleting terminated awards.

Table with 4 columns: Authorization Date, Gifts and Grants, Federal Contracts, Total. Rows include October 1, 1994 Authorization, Total Change, and January 1, 1995 Authorization.

Enclosed are schedules that show authorization changes by institution as well as select award information. All positions added to staff new awards, or deleted from terminated awards are separately identified.

Enclosures

- cc: President Lyall, Vice Presidents Martin Olle, David Suchman, Legislative Reference Bureau, Cindy Daggett, Deborah Durcan, Tom Sonnleitner, Kent Hill, Floyd Rohde

u:\posnctr\covermem

University of Wisconsin System
 Quarterly Position Report – Gifts, Grants and Contracts
 s.16.505(2m), Wisconsin Statutes

Period Covered: October 1, 1994 – January 1, 1995

	GIFTS AND GRANTS			FEDERAL CONTRACTS		
	OCTOBER 1, 1994	JANUARY 1 1995	FTE CHANGE	OCTOBER 1, 1994	JANUARY 1 1995	FTE CHANGE
MADISON	1,714.38	1,741.95	27.57	2,655.27	2,660.69	5.42
MILWAUKEE	54.60	59.96	5.36	104.56	110.39	5.83
EAU CLAIRE	11.21	12.02	0.81	24.27	27.14	2.87
GREEN BAY	0.08	0.08	0.00	13.56	13.33	-0.23
LA CROSSE	12.18	11.18	-1.00	15.77	17.25	1.48
OSHKOSH	9.73	10.27	0.54	64.07	62.30	-1.77
PARKSIDE	9.33	6.03	-3.30	4.37	5.66	1.29
PLATTEVILLE	0.00	0.00	0.00	8.31	8.31	0.00
RIVER FALLS	1.79	2.01	0.22	9.48	7.64	-1.84
STEVENS POINT	9.02	8.11	-0.91	14.68	15.52	0.84
STOUT	5.19	5.12	-0.07	42.72	40.33	-2.39
SUPERIOR	3.34	3.05	-0.29	24.54	23.36	-1.18
WHITEWATER	2.48	2.48	0.00	17.24	18.53	1.29
CENTERS	0.25	0.25	0.00	15.74	16.57	0.83
UNIVERSITY EXTENSION	160.97	162.67	1.70	182.24	181.65	-0.59
SYSTEM ADMINISTRATION	0.00	0.00	0.00	0.00	0.10	0.10
SYSTEMWIDE	0.00	0.00	0.00	1.00	1.00	0.00
TOTAL	1,994.55	2,025.18	30.63	3,197.82	3,209.77	11.95

University of Wisconsin System
 Quarterly Position Report -- Gifts, Grants and Contracts
 s. 16.505(2m), Wisconsin Statutes

Period Covered: October 1, 1994 - January 1, 1995

GIFTS AND GRANTS

UW INSTITUTION	AWARDING AGENCY	AWARD TITLE	FTE ADDITIONS/ DELETIONS	FUND NUMBER	AWARD AMOUNT	AWARD PERIOD
MADISON	Nabisco Biscuit Company	Microbiological Safety of Process Cheese Products	2.70	133-Y135	129,254	05/01/94-05/31/96
	Molecular Biosystems	Comparison of Liver Lesion Detection: IV Enhanced CT Arterial Portography	1.00	133-Y366	34,275	06/01/94-05/31/95
	Sandoz Pharmaceuticals Corporation	OLN-355 Double-Blind Study of Neoral Softe Gelatin Capsules	1.00	133-Y601	24,772	07/01/94-Open Award
	Rocketfeller Brothers Fund	Stopping Weapons of Mass Destruction at the Source	1.00	133-Y671	75,000	09/01/94-12/31/95
	Wisconsin Center for Demand-Side Research	Energy Conservation through Improved Design of Milking Systems	1.00	133-Y753	38,115	07/01/94-06/30/95
	Bristol-Myers Squibb Company	Effects of BMS-180448 in Stable, Effort-induced Angina Pectoris	1.00	133-Y755	12,549	04/18/94-Open Award
	Multiple Donors	Resident Training in Rural and Underserved Areas	1.10	133-Y796	55,000	06/01/94-Open Award
	Clintrials Research Incorporated	OLN-356 A Prospective, Randomized, Comparative, Multicenter Safety and Tolerability Study of Neoral TM VS Elimination of Endometrial Cups by Lymphokine Activated Killing and Antibody Independent Cellular Cytotoxicity	1.00	133-Y871	30,250	10/01/94-09/30/95
	American Quarter Horse Association	Supported Living/Apartments Program: Residential Case Management Services	7.20	133-Y876	57,716	09/01/94-12/31/94
	Dane County Department of Human Services	Gas Phase Reactions of Neutral Transition Metal Atoms	1.00	133-Y917	50,000	09/01/94-08/31/96
	American Chemical Society	Research in Support of Land Cover Mapping	1.70	133-Y952	9,127	10/01/94-12/31/94
	Wisc Dept of Natural Resources	Planning of a North American Land Tenure Program	1.00	133-Y956	75,000	09/01/94-02/29/96
	Ford Foundation	Generalists Physician Policy Studies	2.55	133-Y979	246,765	11/01/94-10/31/95
	Johnson (Robert Wood) Foundation	Plasma Source Ion Implantation	0.85	133-Y986	37,300	01/01/94-Open Award
	General Motors Corporation					

University of Wisconsin System
 Quarterly Position Report — Gifts, Grants and Contracts
 s. 16.505(2m), Wisconsin Statutes

Period Covered: October 1, 1994 - January 1, 1995

GIFTS AND GRANTS

UW INSTITUTION	AWARDING AGENCY	AWARD TITLE	FTE ADDITIONS/ DELETIONS	FUND NUMBER	AWARD AMOUNT	AWARD PERIOD
MADISON (continued)	Maryland, University of	Design Principles for Multicultural Education	0.47	133-Z032	13,090	09/01/94-Open Award
	Culham Laboratory	Fusion Theory Postdoctoral Collaboration	1.00	133-Z054	25,070	11/14/94-03/30/95
	Lilly (Eli) and Company	H3S-MC-GGK Comparison Raloxifene HCl and Placebo in the Treatment of Postmenopausal Women with Osteoporosis	1.00	133-Z100	20,000	11/23/94-Open Award
MADISON (Subtotal)			<u>27.57</u>			
MILWAUKEE	UWM Foundation (#445.1)	Salary Funds for Consulting Professor of Hebrew Studies	0.44	J664	92,775	01/09/86-Open
	Various—(Northern State Power)	SARUP—Various	0.70	Q883	31,662	05/21/90-Open
	UWM Foundation (#534.9)	Institute on Aging and Environment	0.25	R711	390,000	12/17/90-Open
	Wisc Dept of Public Instruction	Health Sciences Honor Society	1.00	T383	34,729	01/01/92-Open
	UWM Foundation (#889.9)	Honors Program Teaching Professorships	0.25	T619	404,375	07/01/92-Open
	UWM Foundation (#249.9)	JCI-Johnson Controls Institute for Environmental Studies	0.25	W991	335,000	07/15/93-Open
	American Chemical Society—Petroleum Research Fund	Palladium-Catalyzed Acetylene Cyclotrimerization: A Bridge Between Ultra-High Vacuum and Catalysis?	0.94	X060	39,000	09/01/93-08/31/95
	FMC Corporation Ltd.	The Study of Silica Scale Inhibitors	0.11	Y708	18,000	08/01/94-Open
	American Heart Association	Cloning of AP2- and PS3-Like MCK Transcription Factors	0.75	Y965	19,700	05/01/94-06/30/95
	Wisc Dept of Administration	Wisconsin State Fair Park Central Hall Design Plan	0.50	Y974	22,000	08/22/94-02/28/95
	Wisconsin Society for Jewish Learn	Funding in Support of Hebrew Studies Visiting Associate Professor	0.17	Z077	5,000	08/22/94-05/21/95
MILWAUKEE (Subtotal)			<u>5.36</u>			

University of Wisconsin System
 Quarterly Position Report — Gifts, Grants and Contracts
 s. 16.505(2m), Wisconsin Statutes

Period Covered: October 1, 1994 - January 1, 1995

GIFTS AND GRANTS

UW INSTITUTION	AWARDING AGENCY	AWARD TITLE	FTE		FUND NUMBER	AWARD AMOUNT	AWARD PERIOD
			ADDITIONS/ DELETIONS				
EAU CLAIRE	UWEC Foundation	Challenges & Choices Workshop	0.16		133-00-1741	10,000	01/01/93-06/30/94
	St. Joseph's Hospital	St. Joseph's Hospital	0.90		133-02-658	112,634	07/01/92-06/30/94
	Research Corp	Research Partners	(0.50)		133-02-714	146,700	---
EAU CLAIRE (Subtotal)	Bremer Found	Bremer Found-Women in Trans	0.25		133-05-1723	10,850	11/01/94-10/31/95
			<u>0.81</u>				
LA CROSSE	Bader Fdn.	Alzheimers Grant	(1.00)		133	86,000	09/93-09/94
LA CROSSE (Subtotal)			<u>(1.00)</u>				
OSHKOSH	Department of Public Instruction	Development of State Portfolios	0.54		133	40,000	10/01/94-06/30/95
OSHKOSH (Subtotal)			<u>0.54</u>				
PARKSIDE	Multiple Donors	Center for Survey and Marketing Research	(1.50)		133-G937	Open	Open
		Regional Staff Development Center	(1.70)		133-M132	Open	Open
		Overhead Allowances Reserve	(0.10)		133-F133	Open	Open
PARKSIDE (Subtotal)			<u>(3.30)</u>				
RIVER FALLS	W.K. Kellogg Foundation	Cooperative Development Initiatives	0.60		133	298,738	08/01/94-07/31/98
RIVER FALLS (Subtotal)	Error in Payroll		(0.38)		133		
			<u>0.22</u>				
STEVENS POINT	WI Humanities	Progressive Legacy: The Political History of Wisconsin Since 1945	(0.50)		133	20,720	07/01/94-06/30/95
STEVENS POINT (Subtotal)	DNR	Port Edwards Groundwater Monitoring Project	(0.41)		133	145,000	10/11/93-09/30/94
			<u>(0.91)</u>				

University of Wisconsin System
 Quarterly Position Report — Gifts, Grants and Contracts
 s. 16.505(2m), Wisconsin Statutes

Period Covered: October 1, 1994 - January 1, 1995

GIFTS AND GRANTS

UW INSTITUTION	AWARDING AGENCY	AWARD TITLE	FTE ADDITIONS/ DELETIONS	FUND NUMBER	AWARD AMOUNT	AWARD PERIOD
STOUT	Various	Ctr/Innovation & Development	(0.07)	133	12,710	Indefinite
STOUT (Subtotal)			<u>(0.07)</u>			
SUPERIOR	Wisc DNR	Newton Creek Macroinvertebrates (Hog Island)	(0.24)	133-1523	12,662	05/01/94-?
SUPERIOR (Subtotal)	Wisc DNR	St. Louis River RAP Project	(0.05)	133-1515	20,000	04/16/94-03/31/95
			<u>(0.29)</u>			
EXTENSION	Ameritech Services	Dane Co Info Partnership	1.51	133-Z029	164,550	11/1/94-06/30/95
	Wisc Dept of Natural Resources	Non-Point Source Pollution	0.01	133-Y284	64,820	07/01/94-06/30/95
	City of Milwaukee	Eval. of Hillside Demo Proj.	(0.36)	133-Y770	4,000	07/01/94-06/30/95
	Dane County	Hydrogeologic Studies	(0.30)	133-U636	157,865	09/01/92-12/31/94
	Wisconsin County Government	Support of Extension Agents	(1.55)	133-VAR	--	07/01/94-06/30/95
	Multiple Donors	General Support	(0.77)	133-U287	1,315,000	07/01/92-Indefinite
	Wisconsin Public Radio Assoc.	General Programming	1.32	133-Y397	756,396	07/01/94-06/30/95
	Educational Communication Board	Instructional Programming	0.33	133-Y883	19,720	07/01/94-06/30/95
	Corporation for Public Broadcasting	Community Serv. Grant Radio	0.50	133-Z038	51,642	10/01/94-06/30/96
	Corporation for Public Broadcasting	Community Serv. Grant-Television	0.51	133-X267	816,777	10/01/93-09/30/95
	Friends of WHA-TV, Inc.	Administrative Grant	0.50	133-Y259	200,000	07/01/94-06/30/95
			<u>1.70</u>			
EXTENSION (Subtotal)						
GRAND TOTAL			<u>30.63</u>			

**University of Wisconsin System
Quarterly Position Report — Gifts, Grants and Contracts
s. 16.505(2m), Wisconsin Statutes**

Period Covered: October 1, 1994 - January 1, 1995

FEDERAL CONTRACTS

UW INSTITUTION	AWARDING AGENCY	AWARD TITLE	FTE ADDITIONS/ DELETIONS	FUND NUMBER	AWARD AMOUNT	
MADISON	DOD, Army	Transgenic Rat Models for Breast Cancer Research	0.70	144-EN40	507,330	10/01/94-09/30/98
	DHHS, PHS, National Institutes of Health	The Role of Neuropeptides in Cystitis	1.00	144-EN72	143,222	09/30/94-08/31/95
	Dept of Agriculture, Agricultural Research Service	Evaluation of Open-Pollinated Carrot Cultivars for Resistance to Root Knot Nematode	1.00	144-EP55	16,000	09/14/94-05/30/95
	Energy, Dept of	Boundary-Layer Cumulus Over Heterogeneous Landscapes	1.72	144-EP96	25,000	12/01/94-11/30/95
	DHHS, PHS, National Institutes of Health	Transgenic Models of Alzheimer's Disease	1.00	144-EQ87	68,062	09/30/94-09/29/95
MADISON (Subtotal)			<u>5.42</u>			
MILWAUKEE	Department of Education	Administrative Account for SEOG, CWS and Perkins	1.00	DN64	195,438	07/01/93-06/30/95
	Wisconsin Office of Justice Assistance	Phase II Minority Overrepresentative Study	0.50	EG36	149,798	07/01/94-08/31/95
	Department of Education	Upward Bound Project	1.00	EH58	263,904	10/01/94-09/30/95
	Department of Education	Development of an Interdisciplinary Therapeutic Recreation Curriculum	0.60	EH59	85,736	09/01/94-08/31/95
	DHHS, PHS, Health Resources and Services Admin.	UWMM CNC Initiative: Expanding Capacity for Primary Care	0.33	EH63	182,844	09/01/94-08/31/95
	Wisconsin Dept of Health and Social Services	Long Term Child Welfare Training (Title IV-E)	0.40	EK41	1,217,102	09/01/94-08/31/95
	National Science Foundation	The Virtual Community: A Telecommunication Model for the Inner City	0.50	EM21	93,136	09/15/94-08/31/95
	Department of Education	Building Capacity in Milwaukee Inner City: Partnership for a Sustainable Future (Title XI)—Nursing	0.50	EM60	118,170	10/01/94-09/30/95

University of Wisconsin System
 Quarterly Position Report — Gifts, Grants and Contracts
 s. 16.505(2m), Wisconsin Statutes

Period Covered: October 1, 1994 - January 1, 1995

FEDERAL CONTRACTS

UW INSTITUTION	AWARDING AGENCY	AWARD TITLE	FTE ADDITIONS/ DELETIONS	FUND NUMBER	AWARD AMOUNT	
MILWAUKEE (continued)	City of Milwaukee	Community Collaboration for the Prevention of Adolescent Pregnancy	1.00	EP25	40,000	03/01/94-12/31/94
MILWAUKEE (Subtotal)			<u>5.83</u>			
EAU CLAIRE	Dept of Education	Special Services	0.43	144-00-1804	220,792	09/01/93-08/31/94
	NSF	NSF Prime 91-95	(0.25)	144-02-901	32,772	08/15/93-01/31/95
	Dept of Education	Ed. Training 93-94	1.14	144-02-1803	75,568	09/01/93-08/31/94
	NSF	NSF PRISM 93-97	0.25	144-02-1806	178,692	09/01/93-02/28/97
	USIA	Int'l Ed 4	0.29	144-02-1808	607,150	09/13/93-07/31/96
	DHHS	Indian Health Svc	0.10	144-02-1857	144,422	09/01/92-08/31/94
	DHHS	Indian Nursing Ed	(0.60)	144-02-1861	132,897	09/01/93-08/31/94
	SBA	SBDC Grant 94	(0.50)	144-05-875	117,875	01/01/94-12/31/95
	Dept of Education	Title III	0.05	144-06-1854	352,827	10/01/93-09/30/94
	Dept of Education	Upward Bound	(1.38)	144-00-1862	225,000	06/01/94-05/31/95
	DHHS	Indian Health Serv 94-95	1.43	144-02-1821	224,732	07/01/94-06/30/95
	DHHS	PHS-Indian Nursing Ed-95	0.80	144-02-1823	97,819	09/01/94-08/31/95
	ED	Spec Svcs Proj 94-95	(0.70)	144-00-1867	226,753	09/01/94-08/31/95
	ED	Sp Ed Training 94-95	(0.64)	144-02-1873	98,956	08/15/94-08/14/95
	ED	Ed Opportunities Center	1.80	144-00-1874	180,000	09/01/94-08/31/95
	USIA	US International Ed-5	0.65	144-02-1820	839,003	08/15/94-07/30/97
EAU CLAIRE (Subtotal)			<u>2.87</u>			
GREEN BAY	Small Business Administration	Small Business Development Center	(0.18)	144-DY79	81,483	01/94-12/94
	US Department of Education	Upward Bound Program—Regional Center for Math and Science	0.05	144-DR84	200,000	11/93-10/94
	US Dept of Health & Social Services	Indian Child Welfare Training	(0.10)	144-EF06	9,950	04/94-12/94
GREEN BAY (Subtotal)			<u>(0.23)</u>			

University of Wisconsin System
 Quarterly Position Report -- Gifts, Grants and Contracts
 s. 16.505(2m), Wisconsin Statutes

Period Covered: October 1, 1994 - January 1, 1995

FEDERAL CONTRACTS

UW INSTITUTION	AWARDING AGENCY	AWARD TITLE	FTE ADDITIONS/ DELETIONS	FUND NUMBER	AWARD AMOUNT	
LA CROSSE	Natl Bio. Survey	EMTC Contract	2.00	144	124,000	10/94-09/95
	US Ed.	Coop Ed	(0.52)	144	23,191	10/93-09/94
LA CROSSE (Subtotal)			<u>1.48</u>			
OSHKOSH	Department of Education	Student Support	(1.77)	144	231,566	09/01/94-08/31/95
OSHKOSH (Subtotal)			<u>(1.77)</u>			
PARKSIDE	UW System Administration (DED)	Science Fellows I (Dwight D. Eisenhower Math & Science Education)	0.39	144-DZ43	61,900	01/01/94-04/30/95
	UW System Administration (DED)	Science Fellow II & III (Dwight D. Eisenhower Math & Science Education Act of 1988)	0.40	144-DZ56	47,520	05/01/94-04/30/95
	USDA	Cytokinin-regulated Transcription	0.50	144-EP68	90,000	09/15/94-09/30/96
PARKSIDE (Subtotal)			<u>1.29</u>			
RIVER FALLS	Department of Education	Title III Strengthening Institutional Programs	(1.62)	144	520,089	10/01/91-09/30/94
	USAID-Winrock International	Barkino-Faso Agr. Res and Training Support	(1.00)	144	263,673	06/26/92-06/25/94
	Department of Education	Science In-Service Workshops Using Interactive Exhibits and Hands-on Activities	0.04	144	18,000	05/01/94-07/31/95
	N.S.F.	In-service Programs in Biotechnology for Sec. Life Sciences and Agr. Ed. Teachers	0.39	144	458,380	07/01/94-06/30/97
	N.S.F.	Physical Science Institute for K-3 Teachers	0.35	144	476,761	05/01/94-04/30/98
RIVER FALLS (Subtotal)			<u>(1.84)</u>			

University of Wisconsin System
 Quarterly Position Report - Gifts, Grants and Contracts
 s. 16.505(2m), Wisconsin Statutes

Period Covered: October 1, 1994 - January 1, 1995

FEDERAL CONTRACTS

UW INSTITUTION	AWARDING AGENCY	AWARD TITLE	FTE ADDITIONS/ DELETIONS	FUND NUMBER	AWARD AMOUNT	
STEVENS POINT	Dept. of the Interior	Cooperative Agreement with National Biological Survey for Upper Mississippi River System Environmental Mgmt. Program	0.84	144	121,441	10/01/94-10/01/95
STEVENS POINT (Subtotal)			<u>0.84</u>			
STOUT	CILWW	IL Project	(1.69)	144	31,840	10/01/93-09/30/94
	DVR/WISTECH	CIL-WISTECH	(0.45)	144	15,488	05/01/94-04/30/95
	DE/RSA	IL Program Income	(0.15)	144	21,324	10/01/93-09/30/94
	DE	Career Services Enhancement	(0.10)	144	36,779	10/01/93-09/30/94
STOUT (Subtotal)			<u>(2.39)</u>			
SUPERIOR	US Army Corps of Engineers	Prep. of Technical Appendix for Great Lakes Dredged Material Testing Manual	(0.02)	144-1582	20,098	03/03/94-10/31/94
	EPA	Refinement & Evaluation of Aquatic Ecological Risk Assessment Models	(0.90)	144-1576	199,988	10/01/93-09/30/95
	EPA	Littoral Enclosure Studies of Nonylphenol and Trifluralin	0.74	144-1570	612,912	05/17/93-05/16/95
	EPA	Determination of Percent Dissolved Metals in Freshwater Using Simulation Tests	(1.70)	144-1579	161,330	11/08/93-09/30/94
	EPA	The Role of Continuous Introductions in Establishing Zebra Mussel Colonies...	0.50	144-1575	106,473	09/01/93-08/31/95
	EPA	Microbial Degradation of Env Contaminants & Mgmt of Water Quality in Lakes & Estuaries	0.20	144-1590	75,807	10/01/94-09/30/95
SUPERIOR (Subtotal)			<u>(1.18)</u>			
WHITEWATER	U.S. Dept. of Education	Talent Search 94-95	3.25	144	180,000	09/01/94-08/31/95
	U.S. Dept. of Health & Human Services	DVR Prog 93/94	(1.35)	144	64,193	09/30/93-09/29/94

University of Wisconsin System
 Quarterly Position Report — Gifts, Grants and Contracts
 s. 16.505(2m), Wisconsin Statutes

Period Covered: October 1, 1994 - January 1, 1995

FEDERAL CONTRACTS

UW INSTITUTION	AWARDING AGENCY	AWARD TITLE	FTE		FUND NUMBER	AWARD AMOUNT	
			ADDITIONS/ DELETIONS				
WHITewater (continued)							
	U.S. Dept. of Health & Human Services	DVR DSS Transition Proj 94-95	1.35		144	68,907	09/30/94-09/29/95
	U.S. Dept. of Education	Upward Bound 93-94	(2.00)		144	200,000	09/01/93-08/31/94
	U.S. Dept. of Education	Upward Bound 94-95	2.00		144	205,400	09/01/94-08/31/95
	U.S. Dept. of Education	McNair Prog 93-94	(2.00)		144	130,000	11/01/93-10/31/94
	U.S. Dept. of Education	McNair Prog 94-95	1.50		144	133,510	10/01/94-09/30/95
	U.S. Dept. of Education	Student Supp Serv F5	(1.00)		144	202,003	09/01/94-08/31/95
	Small Busn Developmt Ctr	Invent Innov Center	(1.00)		144	63,880	01/01/94-12/31/94
	Battelle Memorial Inst	Tap-In	1.00		144	90,000	07/01/94-06/30/95
	National Endowment for the Arts	NEA Advancement	(0.46)		144	50,789	07/01/93-06/30/94
WHITewater (Subtotal)							
			<u>1.29</u>				
CENTERS							
CENTERS (Subtotal)							
	Dept. of Education	Educ. Oppt. Ctr.	0.83		144-EM77	49,102	09/01/94-08/31/95
	Wisconsin Humanities Committee (NEH)	Support Humanities Prog. General	1.64		144-DF27	513,688	11/01/92-10/31/97
	US Small Business Administration	Small Business Dev. Center	0.48		144-DY73	1,457,497	01/01/94-12/31/94
	US Dept of Housing and Urban Dev.	SBDC Distance Education Proj.	0.18		144-DY93	1,000,000	10/01/93-09/30/95
	UW Extension University of California (Labor)	National Ctr for Work Place	(0.11)		144-DZ72	37,771	09/30/93-03/29/95
	National Institute of Standards and Technology	Inter-Gov't Personnel Assis.	0.14		144-EE40	67,614	01/01/94-12/31/94
	US Dept of Agriculture	East River Demonstration	(1.00)		144-DC96	56,500	10/01/92-09/30/94
	County of Milwaukee (HUD)	Shoots 'N Roots	(0.91)		144-EH89	2,817	01/01/94-12/31/94
	Wisc Dept of Health and Social Services (USDA)	Family Nutrition Program	6.35		144-Var.	777,797	10/01/93-09/30/95
EXTENSION							

University of Wisconsin System
 Quarterly Position Report -- Gifts, Grants and Contracts
 s. 16.505(2m), Wisconsin Statutes

Period Covered: October 1, 1994 - January 1, 1995

FEDERAL CONTRACTS

UW INSTITUTION	AWARDING AGENCY	AWARD TITLE	FTE ADDITIONS/ DELETIONS	FUND NUMBER	AWARD AMOUNT	
EXTENSION (continued)	Wisc Dept of Health and Social Services (PHSHH)	Pargentine 2nd & 3rd Years	(0.50)	144-EI48	18,000	05/01/94-09/30/94
	Wisc Nat & Community Serv. Board (Amery Corp.)	Youth Service Learning	0.47	144-EN15	32,362	09/01/94-08/31/95
	Wisc Dept of Transportation (Transportation)	Highway Safety	(1.00)	144-DX35	43,993	10/01/93-09/30/94
	Wisc Dept of Health and Social Services (PHS)	Groundwater Quality Eval.	(0.50)	144-EC16	14,185	04/07/94-11/09/94
	Wisc Dept of Health and Social Services (USDA)	Family Nutrition Program	0.20	144-EM16	112,654	10/01/94-09/30/95
	ABT Assoc. (HUD)	Eval Hillside Demo Proj.	0.26	144-EQ39	14,000	10/01/94-09/01/95
	US Dept. of Agriculture	Smith Lever Program	(6.29)	143-VMR	--	10/01/94-09/30/95
EXTENSION (Subtotal)			<u>(0.59)</u>			
SYSTEM ADMINISTRATION	Technical Adjustment		.10			
SYSTEM ADMIN. (Subtotal)			<u>.10</u>			
GRAND TOTAL			<u>11.95</u>			

FACT BOOK

The University of Wisconsin
System

A Reference Guide to:

- ◆ Academic Information
- ◆ Financial Information
- ◆ Faculty and Staff
- ◆ General Information
 - ◆ Board of Regents
 - ◆ History, organization of the UW System

196-197

The University of Wisconsin System
University Relations
1856 Van Hise Hall
1220 Linden Drive
Madison, Wisconsin 53706
Telephone: (608) 263-3961
May 1, 1996

General Information Telephone Numbers/E-Mail, Web Page Addresses

UW SYSTEM ADMINISTRATION/BOARD OF REGENTS NEWS:

University Relations: (608) 263-3961
Board of Regents E-Mail: board@ccmail.uwsa.edu
UW System on the World Wide Web: <http://www.uwsa.edu>

BUSINESS/INDUSTRY INFORMATION:

Call toll free 1-800-442-6461 or call (608) 263-3961.
Fax: (608) 262-5739

ACADEMIC & STUDENT SERVICES INFORMATION:

Call toll-free from anywhere in the United States and ask for HELP, the UW System Higher Education Location Program. Counselors will provide up-to-date information on all UW System institutions, including admission requirements, enrollment, degree programs, continuing education opportunities, correspondence courses, fees and tuition, student financial aid, etc. HELP counselors are available from 8 a.m. to 6 p.m. Monday through Thursday, and from 8 a.m. to 4:30 p.m. Friday. Call 1-800-442-6459. Nationwide toll-free TDD accessibility for the hearing impaired is available by calling 1-800-442-4621.

Table of Contents

General Information

History and Organization of the University of Wisconsin System	5
Presidents of the Board of Regents	7
Presidents of the University of Wisconsin System	7
Board of Regents	8
Regents' Meeting Schedule (through December 1997)	9
UW System Administration Officers	11
Chancellors	12
Center Deans	13
Campus Capsules: Brief Facts on Each UW System Institution	14
1996-97 Academic Year Calendar	16
1997-98 Academic Year Calendar	18
Physical Plant Statistics by Institution 1995-96	20
Gross Square Footage of University-Owned Buildings on Degree-Granting Institutions by Construction Date (chart)	21

Academic Information

UW System Total Headcount Enrollments (graph)	25
UW System Total FTE Enrollments (graph)	25
Report of Headcount Enrollments, Fall Term 1995-96	26
UW System Student Headcount Enrollment, Fall 1995, By State of Origin	28
Undergraduate Enrollment, M/F and Full-Time/Part-Time Status, Fall 1995	29
Fall FTE Enrollments Historical Table, 1972-1995	30
Fall Headcount Enrollments Historical Table, 1862-1995	31
Summer Session Headcount Enrollments, 1995	34
UW-Extension 1994-95 Teaching Contacts, Enrollments and Audience Counts	36
Bachelor's Degrees Conferred July 1, 1994 through June 30, 1995	37
Graduate and Advanced Professional Degrees Conferred July 1, 1994 through June 30, 1995	38
Minority Student Headcount Enrollments, 10-Year History	39
Minority Undergraduate Student Enrollment, According to Sex, 1995-96	39
Total Headcount Enrollment Detail By Race	40
Degrees Conferred, 10-Year History of All Minority Groups, All Levels, By Year	40

Financial Information

Undergraduate Student Costs for Academic Years 1992-93 to 1995-96	42
Overview of Financial Aid	44
Summary of Financial Aid Provided in 1994-95 to UW System Students	44
Average Student Costs, 1995-96 (chart)	44
Financial Aid Provided to UW System Students, from 1985-86 to 1994-95, by Type of Aid	45
UW System Financial Aid Federal, State and Institutional Funding For Academic Year 1994-95	45
Budget Allocations by Institution and Source of Funds, 1995-96	46
Source of Funds Spent, 1994-95 (charts)	48
State, Federal, Private and Other Funding for Instruction, Research and Public Service Functions, 1994-95	48
How Funds Were Spent: A Functional Breakdown of 1994-95 Expenditures (charts)	49
Total Educational Cost 1995-96 (chart)	50
Percentage of Total Cost of Instruction Paid by Resident Undergraduate Students	50
State Appropriations (GPR) as a Percentage of Total UW System Annual Budgets, 10-Year Summary	51
Board of Regents Policy on Acceptance of Gifts, Grants and Bequests	52
UW System Gifts, Grants and Contracts, 10-Year Summary	52

Faculty and Staff

Budgeted Faculty and Staff Positions, FTE, 1995-96	54
Budgeted Faculty (Headcount) by Institution and Rank, 1995-96	55
Average Academic Year Salaries of Full-Time Faculty as of 1995-96	56
Women Faculty by Rank, 10-Year Profile	57
Minority Faculty by Gender as of October 1995	58
Minority Faculty by Ethnic Group, Fall 1995 (graph)	58

Wisconsin Statutes, Chapter 36

Wisconsin Statutes, Chapter 36 can be found on the Internet gopher system.

For Easy Reference

General Information Telephone Numbers/Regents E-mail, UW System Web Page Addresses	inside front cover
Map of Campus Locations	inside back cover
UW System Administrators	back cover
Index	59

general information

History and Organization of the University of Wisconsin System

Merger of Two Systems of Higher Education

The University of Wisconsin System was created on October 11, 1971, by Chapter 100, Laws of 1971, which combined the two public university systems of the state under a single board of regents. The 1971 legislature set July 1, 1973, as the final date for completion of the merger, but the 1973 Assembly Bill 930, drafted with the help of a Merger Implementation Study Committee to achieve that objective, did not pass in the assembly until the spring session of 1974 and died for lack of senate action when the regular session ended. The bill passed both houses, as Senate Bill 2, in the special session in May 1974 and became law on July 9, 1974. The bill combined the former Chapter 36 (former University of Wisconsin) and Chapter 37 (former Wisconsin State Universities) to create a new Chapter 36 (University of Wisconsin System) of the Wisconsin Statutes.

Former University of Wisconsin

The pre-merger University of Wisconsin was created by the state constitution and state law in 1848. At the time of merger in 1971, it consisted of the original land-grant university at Madison (1849); the University of Wisconsin-Milwaukee (merged in 1956); UW-Green Bay (1968) and UW-Parkside (1968)¹ plus 10 freshman-sophomore centers and statewide Extension. Total 1971 enrollment was 69,554. Governance was by the regents of the University of Wisconsin, a board of 10 members, nine appointed by the governor and confirmed by the senate for nine-year terms, the tenth being the state superintendent of public instruction who served ex-officio on both the UW and WSU boards.

Former Wisconsin State Universities

The Wisconsin State Universities system had its origins in an 1857 state law creating the Board of Regents of Normal Schools. The first of nine such institutions was opened at Platteville in 1866 and the last at Eau Claire in 1916. In 1927, the normal schools received authority to grant baccalaureate degrees in education and were renamed State Teachers Colleges. With the addition of liberal arts programs in 1951, they became Wisconsin State Colleges² and in 1964 were designated Wisconsin State Universities. At the time of merger in 1971, the board had 14 members, including the state superintendent of public instruction and 13 citizens appointed by the governor and confirmed by the senate for five-year terms. The WSU system, then governed by the board, consisted of the nine universities and four freshman-sophomore branch campuses and had a total enrollment of 64,148.

The University of Wisconsin System

The 1971 merger law was approved after long debate by a margin of one vote in the senate. It combined the two systems under a single Board of Regents, creating a system with 13 universities, 14 (now 13³) freshman-sophomore centers, and statewide extension with offices in all 72 counties. Each university is named "University of Wisconsin-" followed by the location or name. Each center is named "University of Wisconsin Center-" followed by the city and/or county in which it is located.

The Board of Regents of the University of Wisconsin System

The Board of Regents of the University of Wisconsin System consists of 17 members, 14 having seven-year staggered terms and one student member with a two-year term. All are appointed by the governor subject to confirmation by the senate. Two are ex-officio members: the state superintendent of public instruction and the president or a designee of the Wisconsin Technical College System Board.

¹ Located between Racine and Kenosha.

² UW-Stout was founded as a private institution in 1893. It was governed by a separate Board of Trustees from 1911 (when it became a state institution) until 1955 when it was designated part of the Wisconsin State Colleges system.

³ The center at Medford was closed in 1981 by state law.

The board is responsible for establishing policies and rules for governing the system, planning to meet future state needs for collegiate education, setting admission standards and policies, reviewing and approving university budgets and establishing the regulatory framework within which the individual units are allowed to operate with as great a degree of autonomy as possible. The board is empowered to appoint the president of the university system; the chancellors of the 13 universities, UW-Extension and the UW Centers; and the deans who head each of the 13 centers. All serve at the pleasure of the board. The board grants tenure appointments to faculty members.

The regents meet monthly and serve without pay. The board president, vice president and a full-time secretary are elected in June for one-year terms. The president of the board appoints members of the regents' education, business and finance, physical planning and development and personnel matters review committees, student discipline and student governance appeals committees, special committees and external bodies. The regent executive committee consists of the president, vice president, chairs of three standing committees, immediate past president and one other member appointed by the president.

Administration

The president and chancellors of the University of Wisconsin System are charged with implementing regent policies and with administration of the institutions. The system administration, located in Madison, is responsible to the president of the system and assists the Board of Regents in establishing policies, reviewing the administration of such policies and planning the programmatic, financial and physical development of the system.

As executive heads of their respective faculties and institutions, the chancellors are responsible for the administration of their units, including curriculum design; degree requirements; academic standards; grading systems; faculty appointments, evaluation, promotion and recommendations for tenure; and auxiliary services and budget management.

Degree Programs

All 13 universities award bachelor's and master's degrees. UW-Madison and UW-Milwaukee also confer doctoral degrees. For adults unable to attend classes at a campus, extended degree programs are offered through UW-Green Bay, UW-Platteville, UW-River Falls and UW-Superior.

Role of the Faculty in the UW System

The merger law specifically provides that the faculty of each institution, "subject to the responsibilities and powers of the board, the president and the chancellor of such institution, shall be vested with responsibility for the immediate governance of such institution and shall actively participate in institutional policy development. As such, the faculty shall have the primary responsibility for academic and educational activities and faculty personnel matters. The faculty of each institution shall have the right to determine their own faculty organizational structure and to select representatives to participate in institutional governance."

Role of Academic Staff in the UW System

Statutory provision for academic staff participation in governance was added in Act 29 of the Laws of 1985: "The academic staff members of each institution, subject to the responsibilities and powers of the board, the president and the chancellor and faculty of the institution, shall be active participants in the immediate governance of and policy development for the institution. . . . [They] have primary responsibility for the formulation and review, and shall be represented in the development, of all policies and procedures concerning academic staff members, including academic staff personnel matters. The academic staff members of each institution shall have the right to organize themselves in a manner they determine and to select their representatives to participate in institutional governance."

Role of Students in the UW System

The merger law provides that the students of each institution or campus "subject to the responsibilities and powers of the board, the president, the chancellor and the faculty shall be active participants in the immediate governance of the policy development for such institutions. As such, students shall have primary responsibility for the formulation and review of policies concerning student life, services and interest. Students in consultation with the chancellor and subject to the final confirmation of the board shall have the responsibility for the disposition of those student fees which constitute substantial support for campus student activities. The students of each institution or campus shall have the right to organize themselves in a manner they determine and to select their representatives to participate in institutional governance."

Coordination with the Wisconsin Technical College System Board

Coordination of university and vocational-technical education programs is provided for by a section of the merger statute making the president of each governing board an ex-officio member of the other board. In addition, the two boards have established three joint administrative committees on continuing education, academic programs and physical facilities.

One of these committees, the Joint Administrative Committee on Academic Programs (JACAP), is charged with clarifying and communicating transfer policies and options between the two systems. One major effort under development is the Transfer Information System (TIS). TIS is a computerized course equivalency and degree requirement matrix designed to provide students and staff with accurate, current and accessible information to assist students with decisions that will enable them to transfer into and between the UW System institutions and complete their degree programs without unnecessary delay.

A second committee, the Joint Administrative Committee on Continuing Education (JACCE), focuses the responsibility of coordinating extension and continuing education programs at the local level.

City and County Relationships with the UW Centers

The counties and/or cities in which the UW Centers are situated own and maintain the campuses, buildings and facilities. Educational programs, equipment and services are provided by the UW System. The centers are important not only to the educational life of the communities they serve, but to their recreational and cultural life, as well.

Presidents of the Board of Regents

W. Roy Kopp - 1971-73
 Frank J. Pelisek - 1973-75
 Bertram N. McNamara - 1975-77
 Edward E. Hales - 1977-79
 Herbert J. Grover - 1979-80
 Joyce M. Erdman - 1980-82
 David E. Beckwith - 1982-84
 Ben R. Lawton - 1984-86
 Laurence A. Weinstein - 1986-88
 Paul R. Schilling - 1988-90
 Thomas L. Lyon - 1990-1992
 George K. Steil, Sr. - 1992-1994
 Michael W. Grebe - 1994-Present

Presidents of the University of Wisconsin System

John C. Weaver - 1971-77
 H. Edwin Young - 1977-80
 Robert M. O'Neil - 1980-85
 Katharine C. Lyall (acting) - 1985-86
 Kenneth A. Shaw - 1986-1991
 Katharine C. Lyall (acting) - 1991-92
 Katharine C. Lyall - 1992-Present

Board of Regents

April 1, 1996

Regent	Phone	Term Ends
Jonathan B. Barry 4906 Femrite Dr., Madison, 53716	608-223-3571	Member, Wisconsin Technical College System Board
John T. Benson P.O. Box 7841, Madison 53707-7841	608-266-1771	State Superintendent of Public Instruction
Brigit E. Brown Cartwright Center, Room 212, Box 11, 1725 State Street, La Crosse 54601	608-785-8872	5-1-97 Student
John Budzinski 3300 S. 103rd St., Milwaukee 53227	414-543-0601	5-1-99
Alfred S. De Simone The Equitable, 7514 30th Ave., Kenosha 53142	414-694-7899	5-1-2002
Lee Sherman Dreyfus P. O. Box 1776, Waukesha 53187	414-544-1221	5-1-96
C. Daniel Gelatt P.O. Box 2287, La Crosse 54602-2287	608-781-0850 Ext. 104	5-1-96
Michael W. Grebe (Regent President) 777 E. Wisconsin Ave., Suite 3800., Milwaukee 53202-5367	414-297-5614	5-1-98
Kathleen J. Hempel P.O. Box 19130, Green Bay 54307-9130	414-435-8821 Ext. 2557	5-1-99
Ruth Marcene James P.O. Box 40, Fennimore 53809	608-822-3509	5-1-2001
Phyllis M. Krutsch Rt. 3, Box 3100, Washburn 54891	715-373-2968	5-1-97
Sheldon B. Lubar (Regent Vice President) 777 E. Wisconsin Ave., Suite 3380, Milwaukee 53202	414-291-9000	5-1-98
Virginia R. MacNeil 9321 N. Tennyson, Bayside 53217	414-351-3325	5-1-2000
San W. Orr, Jr. P.O. Box 65, Wausau 54402-0065	715-845-9201	5-1-2000
Gerard A. Randall Jr. Golda Meir Library, P.O. Box 413, Milwaukee 53201	414-229-2811	5-1-2001
Jay L. Smith 4101 County M, Middleton 53562	608-238-2855	5-1-2002
George K. Steil, Sr. P.O. Box 1148, Janesville 53547	608-756-4141	5-1-97

Office of the Board of Regents

Judith A. Temby, Secretary
1860 Van Hise Hall, 1220 Linden Dr., Madison 53706

608-262-2324

Facsimile Transceiver: (608) 262-5739
E-mail: board@ccmail.uwsa.edu

Officers

President
Vice President
Secretary
Assistant Secretary
Trust Officer
Assistant Trust Officers

Michael W. Grebe
Sheldon B. Lubar
Judith A. Temby
Patricia Takemoto
Raymond Marnocha
Charles Stathas
David Konshak

Meeting Schedule

1996

January 4 & 5
February 8 & 9
March 7 & 8
April 11 & 12 (UW Centers)
May 9 & 10
June 6 & 7 (UW-Milwaukee)
Annual Meeting
July 11 & 12
August 22 & 23
September 12 & 13
October 10 & 11 (UW-Stout)
November 7 & 8
December 5 & 6

1997

January 9 & 10
February 6 & 7
March 6 & 7
April 10 & 11
May 8 & 9 (UW-Stevens Point)
June 5 & 6 (UW-Milwaukee)
Annual Meeting
July 10 & 11
August 21 & 22
September 4 & 5
October 9 & 10 (UW-Superior)
November 6 & 7
December 4 & 5

University of Wisconsin System Mission Statement

The mission of the system is to develop human resources, to discover and disseminate knowledge, to extend knowledge and its application beyond the boundaries of its campuses and to serve and stimulate society by heightened intellectual, cultural and humane sensitivities, scientific, professional and technological expertise and a sense of purpose. Inherent in this broad mission are methods of instruction, research, extended training and public service designed to educate people and improve the human condition. Basic to every purpose of the system is the search for truth.

UW System Administration Officers

Name, Title, Name of Spouse	Location*	Office Phone (Area 608)	Secretary/Asst.	Home Phone
Lyall, Katharine C. President	1720 VH	262-2321	Lucille Copas	262-0690
Sanders, Keith (Carol) Senior Vice President for Administration	1730 VH	262-4048	Nancy Westrum	845-1443
Ward, David J. (Judith H.) Senior Vice President for Academic Affairs	1624 VH	262-3826	Jan Sloan	849-6607
Brown, Paul L. (Bonnie) Vice President, Physical Planning & Development	1762 VH	262-6132	Marlene Alsmo	233-3520
Marnocha, Raymond (Rita) Vice President, Business & Finance	1752 VH	262-1311	Jan Montgomery	873-3542
Olien, David W. (Deborah) Vice President, University Relations	1708 VH	262-0766	Pat Wieczorek	273-0161
Alley, Lee (Robert) Assoc. Vice President, Learning & Technology	1522 VH	265-3095	Ginny Zuege	831-6749
Arenas, Andrea-Teresa Asst. to President for Multicultural Affairs	780 RT	262-8636	Betty U'ren	
Beaver, Albert (Shirley) Assoc. Vice President, Academic Affairs	1604 VH	262-6410	Ginny Gerber	258-1718
Boatright, Kevin (Deborah) Special Asst. to Vice President, University Relations	1846 VH	263-2227	Kathy Dickerson	274-1840
Brooks, George Asst. Vice President for Human Resources	1748 VH	263-4385	JoAnn Karaba	273-0385
Durcan, Deborah (Eli) Asst. Vice President, Financial Administration	780 RT	262-0306	Doni Zintz	
James, Sharon (Charles) Assoc. Vice President, Academic Affairs	1642 VH	263-3680	Ginny Gerber	231-1892
Lewis, Margaret (Todd) Assoc. Vice President, University Relations	1766 VH	262-4464	Kathy Dickerson	831-3736
Peters, Nathan (Paula) Asst. Vice President, Budget Planning	1524 VH	262-6715	Karen Blashka	838-6069
Sell, Kathleen Assoc. Vice President, Budget Planning	1520 VH	262-6423	Karen Blashka	
Stathas, Charles (Shirley) General Counsel	1746 VH	262-6166	Beth Luchsinger	238-2408
Takemoto, Patricia (Bob) Asst. to Senior Vice President for Administration	1730 VH	263-2208	Nancy Westrum	233-0670
Temby, Judith (Jack) Secretary of the Board of Regents	1860 VH	262-2324	Karen Ryan	437-8533
Wright, Charles (Betty) Assoc. Vice President, Human Resources	1766 VH	262-7352	JoAnn Karaba	833-3925

RT = 780 Regent Street, 53715
P.O. Box 8010
Madison 53708-8010

VH = Van Hise Hall, 53706
1220 Linden Drive
Madison 53706

Chancellors

Institution Address	Name Residence Address	Facsimile Transceiver	Office Phone Secretary/Asst.	Home Phone Year Appointed
UW Centers P.O. Box 8680 780 Regent St. Madison 53708-8680	Lee E. Grugel (Fran) 9 Southwick Circle 53717	(608) 262-7872	(608) 262-1783 Judy Howard	(608) 829-1618 1991
UW-Eau Claire 54702-4004	Larry Schnack (Carol) 2334 Jordan Court 54701	(715) 836-2902	(715) 836-2327 Susie Johnson	(715) 834-2153 1985
UW-Extension 432 North Lake St. Madison 53706	Donald E. Hanna (Karna) N 2739 Pleasant View Circle Lodi 53555	(608) 262-8404	(608) 262-3786 Rita Sears	(608) 592-7766 1993
UW-Green Bay 54311-7001	Mark L. Perkins (Carolyn) 3015 Bay View Dr. 54311	(414) 465-2192	(414) 465-2207 Sharon Gutowski	(414) 469-1109 1994
UW-La Crosse 54601	Judith L. Kuipers (Gerald) 1215 Heritage Ct. 54601	(608) 785-6907	(608) 785-8004 Patricia Anderson	(608) 788-0655 1991
UW-Madison 161 Bascom Hall 500 Lincoln Dr. 53706-1380	David Ward (Judith) 130 N. Prospect St. 53705-4073	(608) 262-8333	(608) 262-9947 Maria Justiliano	(608) 233-3288 1993
UW-Milwaukee P. O. Box 413 53201	John H. Schroeder (Sandra) 4430 N. Lake Drive 53211	(414) 229-2347	(414) 229-4331 Marcia Watters	(414) 964-5844 1991
UW-Oshkosh 54901	John E. Kerrigan (Pat) 1850 White Swan 54901	(414) 424-0010	(414) 424-0200 Mary Olson	(414) 233-1850 1990
UW-Parkside Kenosha 53141- 2000	Eleanor J. Smith 40 Harborview Drive Racine 53403	(414) 595-2630	(414) 595-2211 Shirley Mandernack	(414) 632-3651 1994
UW-Platteville 1 University Plaza 53818-3099	Robert G. Culbertson (Gail) 150 Rountree Avenue 53818	(608) 342-1270	(608) 342-1234 Joyce Burkholder	(608) 348-7800 1993
UW-River Falls 54022	Gary A. Thibodeau (Emogene) 439 River Hills Rd. 54022	(715) 425-3304	(715) 425-3201 Sara Margis	(715) 425-6768 1985
UW-Stevens Point 54481	Howard Thoyre (Arlene) 1388 Chippewa Trail Mosinee 54455	(715) 346-2561	(715) 346-3916 Joan Meeteer	(715) 344-7167 1995
UW-Stout Menomonie 54751	Charles W. Sorensen (Toni) N8204 627th Colfax 54730	(715) 232-1416	(715) 232-2441 Kathy Strand	(715) 235-8367 1988
UW-Superior 54880-2898	Jan G. Womack (Joe) 515 Marina Drive 54880	(715) 394-8588	(715) 394-8221 Amy Sharp	(715) 395-9413 1995
UW-Whitewater 53190	H. Gaylon Greenhill (Hannah) 154 N. Esterly Ave. 53190	(414) 472-1518	(414) 472-1918 Mary Westrick	(414) 473-4466 1991

Center Deans

Center Address	Name Residence Address	Facsimile Transceiver*	Office Phone Secretary	Home Phone Year Appointed
UWC-Baraboo 1006 Connie Road Baraboo, 53913	Aural Umhoefer (Paul) 700 Effinger Rd. 53913	(608) 356-4074	(608) 356-8351 Julie Kucher	(608) 356-2318 1981
UWC-Barron Cty. 1800 College Drive Rice Lake, 54868	Mary Somers (Frank Ferguson) 1129 Bayview Avenue 54868	(715) 234-1975	(715) 234-8176 Sandy Uchytel	(715) 234-6584 1988
UWC-Fond du Lac 400 Campus Drive Fond du Lac 54935	Judy Goldsmith 918 4th. St., #108 54935	(414) 929-7640	(414) 929-3602 Mary Sconzert	(414) 922-3258 1994
UWC-Fox Valley 1478 Midway Road P.O. Box 8002 Menasha 54952	James Perry (Joy) 5157 North Loop Road Larsen 64947	(414) 832-2674	(414) 832-2610 Curtis Patroville	(414) 836-9959 1993
UWC-Manitowoc Cty. 705 Viebahn Street Manitowoc 54220	Roland Baldwin (Norda) 2127 Sharon Lane 54220	(414) 683-4776	(414) 683-4711 Donna Van Straten	(414) 684-6724 1984
UWC-Marathon Cty. 518 South 7th Ave. Wausau 54401	G. Dennis Massey (Chikako) 521 Grant St. Wausau 54401	(715) 848-3568	(715) 845-9602 Sally Paul	(715) 848-1852 1991
UWC-Marinette Cty. 750 W. Bay Shore Marinette 54143	Sidney Bremer 2023 Lakeside Place Green Bay 54302-1222	(715) 735-0273	(715) 735-7477 Leora Delgoffe	(414) 465-6629 1995
UWC-Marshfield 2000 West Fifth St. Marshfield 54449	Carol McCart 511 S. Lincoln Ave. 54449	(715) 389-6539	(715) 389-6538 Barbara Altmann	(715) 387-1384 1991
UWC-Richland 1200 Hwy. 14 West Richland Center 53581	Dion Q. Kempthorne Route 5, Box 693 53581	(608) 647-6225	(608) 647-6186 Lori Norman	(608) 647-6764 1990
UWC-Rock Cty. 2909 Kellogg Ave. Janesville 53546	Jane Crisler 2204 Hillcrest Dr. 53545	(608) 758-6560	(608) 758-6522 Nancy Kessler	(608) 754-0517 1991
UWC-Sheboygan Cty. One University Drive Sheboygan 53081	Kerry Trask (Interim) 1226 S. Eighth Street Manitowoc 54220	(414) 459-6602	(414) 459-6610 Carol A. Roscoe	(414) 683-4735 1996
UWC-Washington Cty. 400 University Dr. West Bend 53095	Joel Rodney 229 Bittersweet 53095	(414) 335-5220	(414) 335-5203 Darlene Luehring	(414) 335-8133 1990
UWC-Waukesha Cty. 1500 University Dr. Waukesha 53188	Mary Knudten 105B E. Sutton Place 53188	(414) 521-5491 (414) 521-5116	(414) 521-5435 Debbra Chapman	(414) 542-1978 1981

*Except for UWC-Waukesha County and UWC-Marathon County, UW Centers (campus) fax machines are located in the libraries. The fax machine at UWC-Marathon County is located in the administration office, and the UWC-Waukesha County fax machine is in the Public Information Office.

Campus Capsules

UW CENTERS

Main Office: 780 Regent Street
P.O. Box 8680
Madison, WI 53708-8680
Tel.: (608) 262-1783

Chancellor: Lee E. Grugel
Fall 1995 Enrollment: 9,267 at 13 centers
Academic Programs: Freshman, sophomore, liberal arts and basic preprofessional studies and associate degree programs; also continuing education and community service programs
Student Newspapers: at all 13 centers
TV: Closed circuit systems at Baraboo, Fond du Lac, Fox Valley, and Washington; cable broadcasting at Fox Valley; TV production studio at Sheboygan.
1995-96 Budget: \$49,927,691
(For a listing of all Centers, locations, telephone numbers and Deans, see page 13.)

UW-EAU CLAIRE
Eau Claire, WI 54702-4004
Tel.: (715) 836-2327

Founded: 1916
Chancellor: Larry Schnack
Fall 1995 Enrollment: 10,315
Academic Programs: 46 undergraduate majors; master's degrees in 13 disciplines
Student Newspaper: *The Spectator*, twice weekly
Radio Station: WUEC-FM, 89.7 MHz., 5,000 watts
1995-96 Budget: \$104,601,000

UW-GREEN BAY
Green Bay, WI 54311-7001
Tel.: (414) 465-2000

Founded: 1968
Chancellor: Mark L. Perkins
Fall 1995 Enrollment: 5,438
Academic Programs: 36 undergraduate majors, 2 master's degrees and 5 cooperative master's degrees
Student Newspaper: *The Fourth Estate*, weekly
TV: 3 Ch closed circuit system on campus
1995-96 Budget: \$46,294,925

UW-LA CROSSE
La Crosse, WI 54601
Tel.: (608) 785-8000

Founded: 1909
Chancellor: Judith L. Kuipers
Fall 1995 Enrollment: 8,787
Academic Programs: 40 undergraduate majors; master's in 14 disciplines
Student Newspaper: *The Racquet*, weekly
Radio Station: WLSU-FM, 88.9 MHz, 8,300 watts
TV: Closed circuit system on campus - WMCM-TV
1995-96 Budget: \$79,349,049

UW-MADISON
Madison, WI 53706
Tel.: (608) 262-1234

Founded: 1848
Chancellor: David Ward
Fall 1995 Enrollment: 39,535
Academic Programs: 150 undergraduate majors; master's degrees in 182 disciplines; Ph.D.s in 125 disciplines; M.D.; J.D.; L.L.M.; S.J.D.; D.V.M.; Pharm.D.
Student Newspapers: *Daily Cardinal*; *Badger Herald*, both daily
Radio Stations: WHA 970 KHz, 4,340 watts and WERN-FM* 88.7 MHz., 25,000 watts
TV: WHA-TV Ch. 21, 60-mile radius
1995-96 Budget: \$1,404,496,648
*Located on campus and operated by the Wisconsin Educational Communications Board

UW-MILWAUKEE
P.O. Box 413
Milwaukee, WI 53201
Tel.: (414) 229-1122

Founded: 1885
Chancellor: John H. Schroeder
Fall 1995 Enrollment: 22,342
Academic Programs: 80 undergraduate majors; 47 master's degrees and 18 doctoral programs
Student Newspapers: *UWM Post*, twice weekly; *UWM Times*, once weekly; *The Invictus Newspaper*, biannually
Radio Station: WUWM-FM 89.7 MHz; 15,100 watts
1995-96 Budget: \$270,049,712

UW-OSHKOSH
Oshkosh, WI 54901
Tel.: (414) 424-1234

Founded: 1871
Chancellor: John E. Kerrigan
Fall 1995 Enrollment: 10,481
Academic Programs: 51 undergraduate majors; master's degrees in 13 disciplines, 6 graduate certificate programs
Student Newspaper: *Advance-Titan*, weekly
Radio Station: WRST-FM, 90.3 MHz; 960 watts
TV: closed-circuit on campus, cablecasting on two channels on municipal system in Oshkosh.
1995-96 Budget: \$94,724,101

UW-PARKSIDE
Kenosha, WI 53141-2000
Tel.: (414) 595-2345

Founded: 1968
Chancellor: Eleanor J. Smith
Fall 1995 Enrollment: 4,851
Academic Programs: 26 undergraduate majors; two master's degrees: Business Administration (MBA), Applied Molecular Biology
Student Newspaper: *The Ranger*, weekly
1995-96 Budget: \$37,216,594

UW-PLATTEVILLE
Platteville, WI 53818
Tel.: (608) 342-1491

Founded: 1866
Chancellor: Robert G. Culbertson
Fall 1995 Enrollment: 5,056
Academic Programs: 42 undergraduate majors; four master's programs
Student Newspaper: *The Exponent*, weekly
Radio Station: WSUP-FM, 90.5 MHz., 1,000 watts
TV: 12 channel cable system on campus; television services TV-5 carried on cable systems in 11 area communities; ITFS origination
1995-96 Budget: \$55,360,087

UW-RIVER FALLS
River Falls, WI 54022
Tel.: (715) 425-3911

Founded: 1874
Chancellor: Gary A. Thibodeau
Fall 1995 Enrollment: 5,233
Academic Programs: 41 undergraduate majors; master's degrees in 13 disciplines
Student Newspaper: *The Student Voice*, weekly
Radio Station: WRFW-FM, 88.7 MHz, 3,000 watts
1995-96 Budget: \$51,185,026

UW-STEVENS POINT
Stevens Point, WI 54481
Tel.: (715) 346-0123

Founded: 1894
Chancellor: Howard Thoyre (Interim)
Fall 1995 Enrollment: 8,412
Academic Programs: 52 undergraduate majors; master's degrees in 12 disciplines
Student Newspaper: *The Pointer*, weekly
Radio Station: WWSP-FM, 89.9 MHz., 11,500 watts.
TV: 4-ch. closed system on campus; cable ch. 10 off-campus; ITFS origination
1995-96 Budget: \$92,259,679

UW-STOUT
Menomonie, WI 54751
Tel.: (715) 232-1122

Founded: 1891
Chancellor: Charles W. Sorensen
Fall 1995 Enrollment: 7,072
Academic Programs: 23 undergraduate majors; 14 master's degrees and education specialist degrees in Guidance and Counseling and Industrial/Vocational Education
Student Newspaper: *Stoutonia*, weekly
Radio Station: WVSS-FM, 90.7 MHz, 1,000 watts; Cable Radio C-Rock, 100.1 FM
TV: 7 automated closed circuit channels and UW-Stout Teleproduction Center
1995-96 Budget: \$76,395,885

UW-SUPERIOR
Superior, WI 54880
Tel.: (715) 394-8101

Founded: 1893
Chancellor: Jan Womack (Interim)
Fall 1995 Enrollment: 2,584
Academic Programs: 30 undergraduate majors; master's degrees in 8 disciplines; specialist's degree in educational administration
Student Newspaper: *Promethean*, weekly
Radio Station: KUWS-FM, 91.3 MHz, 83 kilowatts
TV: Four-channel closed-circuit system on campus and local origination site for cable channel 55.
1995-96 Budget: \$31,040,712

UW-WHITEWATER
Whitewater, WI 53190
Tel.: (414) 472-1234

Founded: 1868
Chancellor: H. Gaylon Greenhill
Fall 1995 Enrollment: 10,432
Academic Programs: 43 undergraduate majors; master's degrees in 13 disciplines
Student Newspaper: *The Royal Purple*, weekly
Radio Station: WSUW-FM, 91.7 MHz., 1300 watts
TV: Closed circuit system on campus
1995-96 Budget: \$86,179,682

UW-EXTENSION
Administrative Office: 432 N. Lake St.
Madison, WI 53706-1498
Tel.: (608) 262-3786
FAX: (608) 262-8404

Founded: 1891
Chancellor: Donald E. Hanna
Fall 1995 Enrollment by Type of Programs:
Continuing Education: 268,719*
Credit Outreach: 48,785
Independent Study: 12,995
Cooperative Extension Programs: 1,601,905**
Radio Station: WHA, 970 Khz, 4,340 watts
TV: WHA-TV Channel 21 (in Madison), Wisconsin Educational Television Network and Public Broadcasting Service; 60-mile radius
Area Served: Extension faculty (agents) in every county and at UW System institutions
Facilities: Provided by county boards of supervisors; UWEX conference centers at Madison and Milwaukee, and use of university conference centers throughout the state
1995-96 Budget: \$140,430,889***

* Includes programs conducted by extension faculty located at each UW System institution.

** Includes program contacts by extension faculty at UW System campuses and in all 72 Wisconsin counties.

*** Includes county support and ECB.

University of Wisconsin System 1996-97 Academic Year Calendar

Semester I (1996)

	Faculty Contract Year	Regis. Advising	Classes Begin	Semester Ends	Commence- ment
Eau Claire	8/26 - 5/25	8/26-8/30	9/3	12/20	12/21
Green Bay	8/26 - 5/25	8/26-8/30	9/3	12/21	12/21
La Crosse	8/26 - 5/25	8/28-8/30	9/3	12/27	12/22
Madison	8/26 - 5/25	8/26-8/30	9/3	12/22	12/22
Milwaukee	8/19 - 5/18	8/26-8/30	9/3	12/21	12/22
Oshkosh	any 39 weeks between 6/10/96 & 6/9/97	9/3	9/4	12/13	12/14
Parkside	8/25 - 5/24	8/26-8/31	9/3	12/23	12/22
Platteville	8/25 - 5/24	8/26-8/30	9/3	12/20	12/15
River Falls	8/26 - 5/25	8/27-8/30	9/3	12/21	12/15
Stevens Point	8/25 - 5/24	8/26-9/2	9/3	12/20	12/15
Stout	8/26 - 5/25	8/28-8/30,10/22	9/3	12/20	12/14
Superior	8/26 - 5/23	8/26-8/30	9/3	12/20	
Whitewater	8/25 - 5/24	8/26-8/30	9/3	12/23	12/21
Centers	8/26 - 5/25	8/26-8/30	9/3	12/23	

**University of Wisconsin System
1996-97 Academic Year Calendar**

Semester II (1997)

	Interim	Regis. Advising	Classes Begin	Spring Recess	Semester Ends	Commence- ment
Eau Claire		1/15-1/17	1/21	3/24-3/31	5/23	5/24
Green Bay	5/20-6/14	1/13-1/17	1/21	3/15-3/23	5/21	5/24
La Crosse		1/15-1/17	1/21	3/8-3/16	5/20	5/11
Madison		1/13-1/17	1/21	3/22-3/31	5/16	5/16-5/18
Milwaukee		1/6-1/10	1/13	3/22-3/30	5/10	5/11
Oshkosh	1/2-1/22 5/19-6/6	1/31	2/3	3/15-3/23	5/16	5/17
Parkside		1/13-1/18	1/21	3/17-3/22	5/17	5/18
Platteville		1/6-1/10	1/13	3/15-3/23	5/16	5/10
River Falls		1/15-1/17,1/21	1/22	3/24-3/28	5/23	5/18
Stevens Point		1/13-1/20	1/21	3/22-3/30	5/16	5/18
Stout		1/15-1/17,3/25	1/21	3/8-3/16	5/15	5/10
Superior		1/14-1/17	1/21	3/17-3/21	5/18	5/18
Whitewater		1/13-1/17	1/21	3/22-3/30	5/20	5/17
Centers		1/13-1/17	1/21	3/24-3/29	5/25	

University of Wisconsin System 1997-98 Academic Year Calendar

Semester I (1997)

	Faculty Contract Year	Regis. Advising	Classes Begin	Semester Ends	Commence- ment
Eau Claire	8/25- 5/24	8/25-8/29	9/2	12/19	12/20
Green Bay	8/25- 5/24	8/25-8/29	9/2	12/19	12/20
La Crosse	8/25- 5/24	8/27-8/29	9/2	12/26	12/21
Madison	8/25 - 5/24	8/25-8/29	9/2	12/21	12/21
Milwaukee	8/18 - 5/17	8/25-8/29	9/2	12/21	12/21
Oshkosh	any 39 weeks between 6/16/97 & 6/14/98	9/2	9/3	12/12	12/13
Parkside	8/24 - 5/23	8/25-8/30	9/2	12/23	12/21
Platteville	8/24 - 5/23	8/25-9/29	9/2	12/19	12/14
River Falls	8/25 - 5/24	8/26-8/29	9/2	12/19	12/21
Stevens Point	8/24 - 5/23	8/25-8/29	9/2	12/19	12/13
Stout	8/25 - 5/24	8/27-8/29,10/21	9/2	12/19	12/13
Superior	8/25 - 5/24	8/25-8/29	9/2	12/19	
Whitewater	8/24 - 5/23	8/25-8/29	9/2	12/23	12/20
Centers	8/25 - 5/24	8/25-8/29	9/2	12/23	

University of Wisconsin System 1997-98 Academic Year Calendar

Semester II (1998)

	Interim	Regis. Advising	Classes Begin	Spring Recess	Semester Ends	Commence- ment
Eau Claire		1/13-1/16	1/20	3/16-3/20	5/22	5/23
Green Bay		1/12-1/16	1/20	3/14-3/22	5/20	5/23
La Crosse	1/2-1/16	1/14-1/16	1/20	3/7-3/15	5/19	5/10
Madison		1/12-1/16	1/20	3/7-3/15	5/16	5/15-5/17
Milwaukee		1/5-1/9	1/12	3/8-3/15	5/10	5/10
Oshkosh	1/5-1/23 5/18-6/5	1/30	2/2	3/14-3/22	5/15	5/16
Parkside		1/12-1/17	1/20	3/16-3/21	5/16	5/17
Platteville		1/5-1/9	1/12	3/14-3/22	5/15	5/9
River Falls		1/13-1/16	1/20	3/16-3/20	5/22	5/24
Stevens Point		1/12-1/16	1/20	3/14-3/22	5/15	5/17
Stout		1/14-1/16, 3/31	1/20	3/7-3/15	5/14	5/9
Superior		1/13-1/16	1/20	3/16-3/20	5/15	5/17
Whitewater	12/29-12/30 1/5-1/9, 1/12-1/16	1/12-1/16	1/20	3/21-3/29	5/20	5/16
Centers		1/12-1/16	1/20	3/16-3/20	5/20	

Physical Plant Statistics by University/ Unit 1995-96

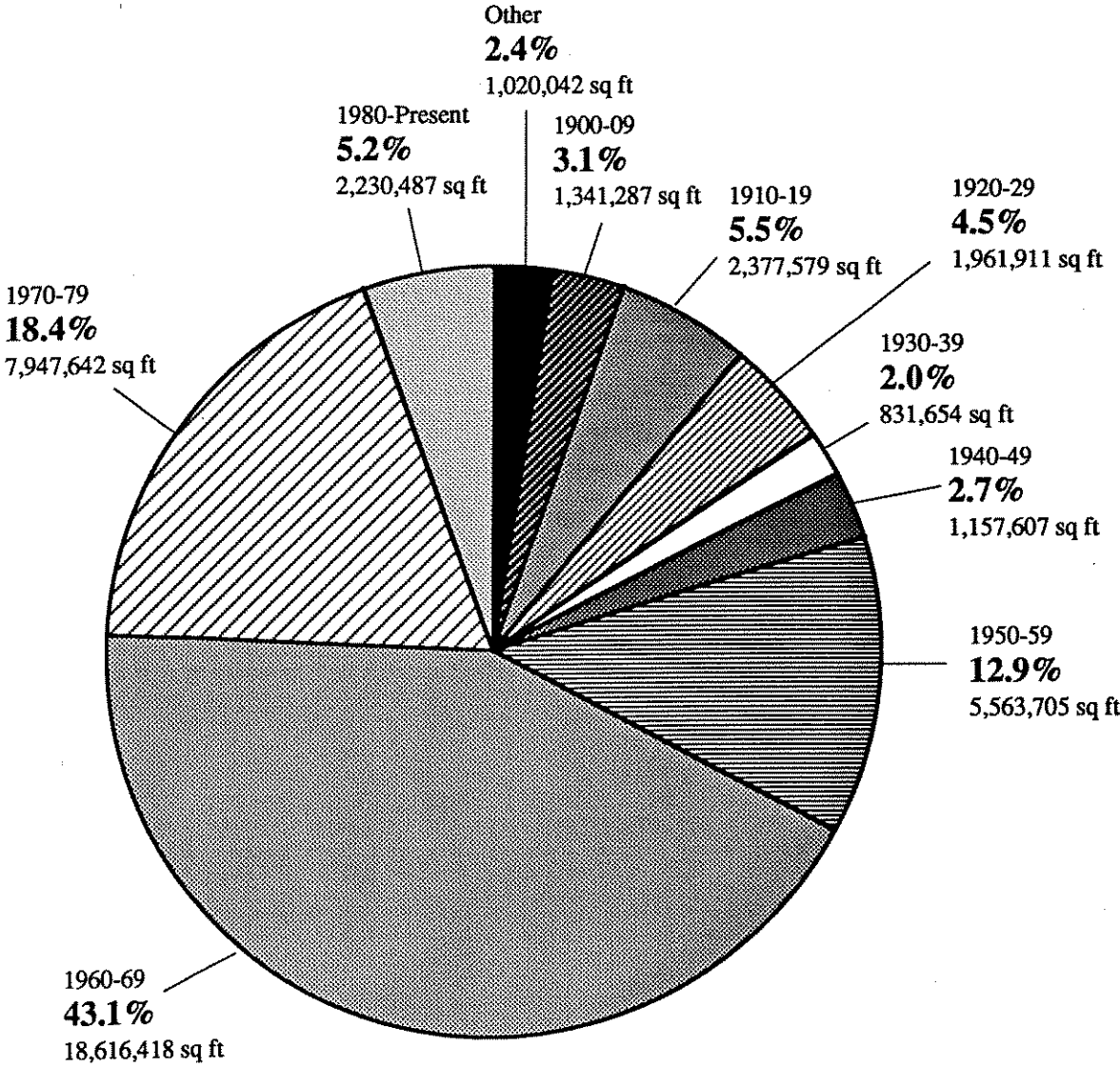
Institution	Acreage	No. of Bldgs.	Assignable Sq. Ft.	Gross Sq. Ft.	Building Replacement Value	Contents Replacement Value
Eau Claire (w/Arboretum)	330.63	48	1,459,142	2,225,133	\$233,965,852	\$ 80,708,783
Green Bay (w/Arboretum)	1,460.78	49	708,236	1,037,193	136,618,954	45,125,721
La Crosse	109.25	37	1,212,942	1,945,715	187,003,912	81,084,307
Madison (w/Farms, Arboretum & Vet. Med. Center/Health Sciences)	10,722.45	846	10,907,663	17,969,131	2,083,687,715	2,254,879,190
Milwaukee (w/Arboretum)	545.84	61	2,982,509	4,654,720	519,638,303	247,841,066
Oshkosh	166.20	48	1,759,098	2,700,810	261,648,235	95,647,964
Parkside (w/Arboretum)	1,205.59	21	556,206	947,925	119,600,725	58,349,574
Platteville (w/Farms)	825.04	70	1,163,307	1,801,427	171,193,912	76,338,725
River Falls (w/Farms)	728.96	91	1,004,887	1,631,729	151,855,813	47,860,534
Stevens Point(w/Arboretum, Treehaven & Central Wis. Environmental Station)	448.06	51	1,461,799	2,341,264	227,719,043	84,601,152
Stout	107.90	51	1,341,853	2,041,578	201,791,046	58,269,091
Superior (w/Arboretum)	201.95	27	620,361	986,779	108,158,782	36,559,857
Whitewater (w/Arboretum)	392.78	56	1,518,844	2,361,598	238,930,916	83,817,359
Subtotal	17,245.43	1,456	26,696,847	42,645,002	4,641,813,208	3,251,083,323
Center System	410.80	8	45,946	6,633	137,135	79,548,791
Extension	321.55	25	263,732	446,371	47,408,529	31,244,180
System Administration	7.33	4	11,508	17,778	1,165,617	4,197,109
Subtotal	739.68	37	321,186	470,782	48,711,281	114,990,080
UW System Total	17,985.11	1,493	27,018,033	43,115,784	\$4,690,524,489	\$3,366,073,403

Acreage from the 6/95 Land Holding Report

Number of buildings and square footage from General Building Report

Replacement Values from the 7/95 Facility Values and Insurance Premiums Report

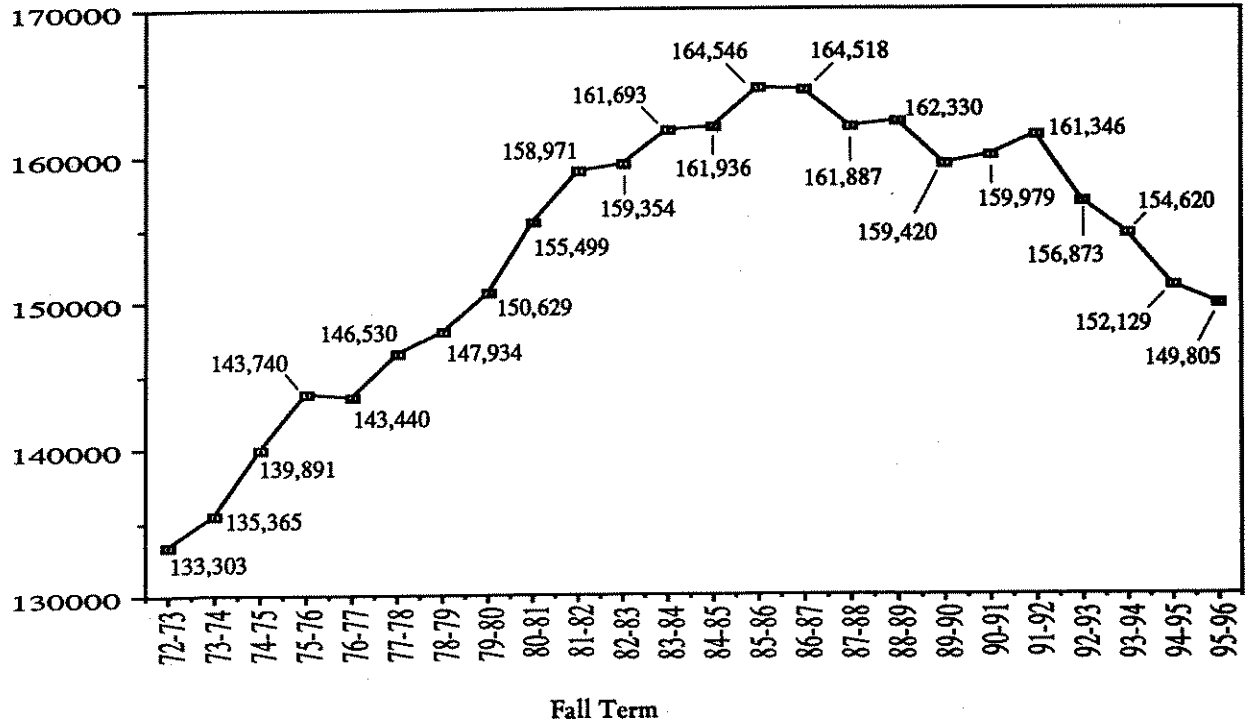
Gross Square Footage of University-Owned Buildings on Degree-Granting Institutions by Construction Date



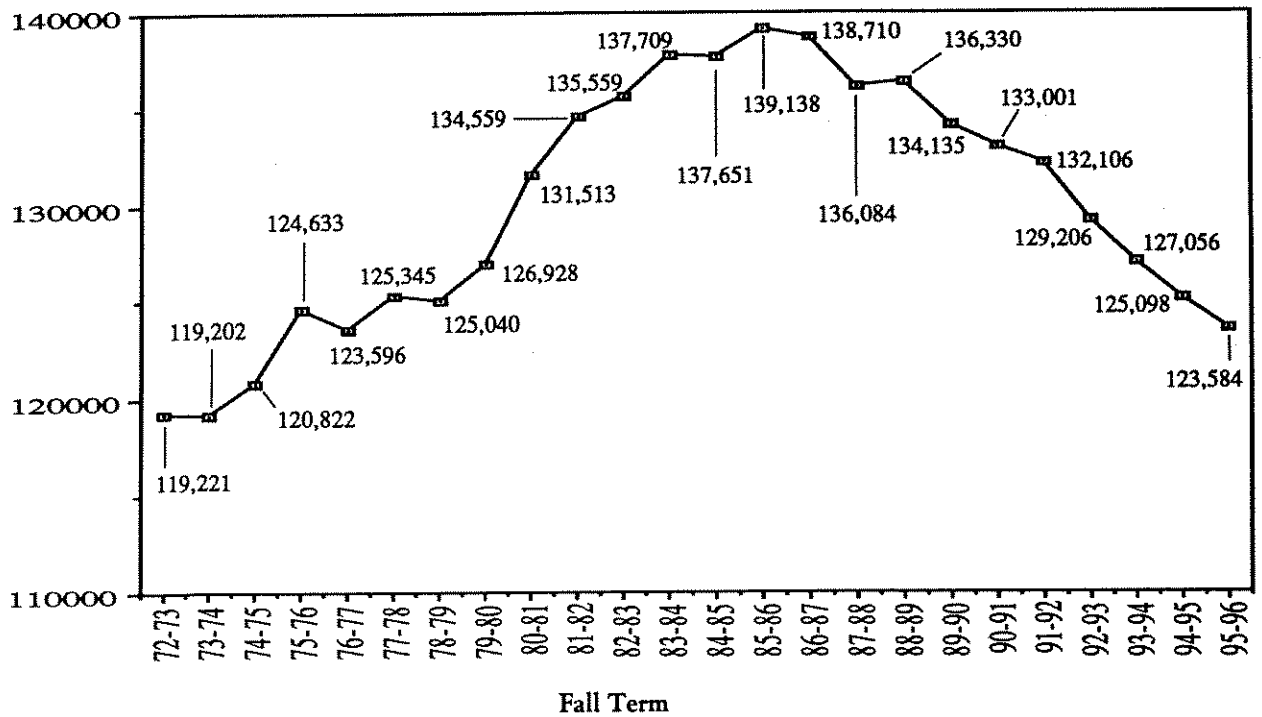
Source: 1994 General Building Report
For more information, contact the Office of Capital Budget, (608) 263-5426.

academic information

UW System Total Headcount Enrollments



UW System Total FTE Enrollments



Report of Headcount Enrollments, Fall 1995

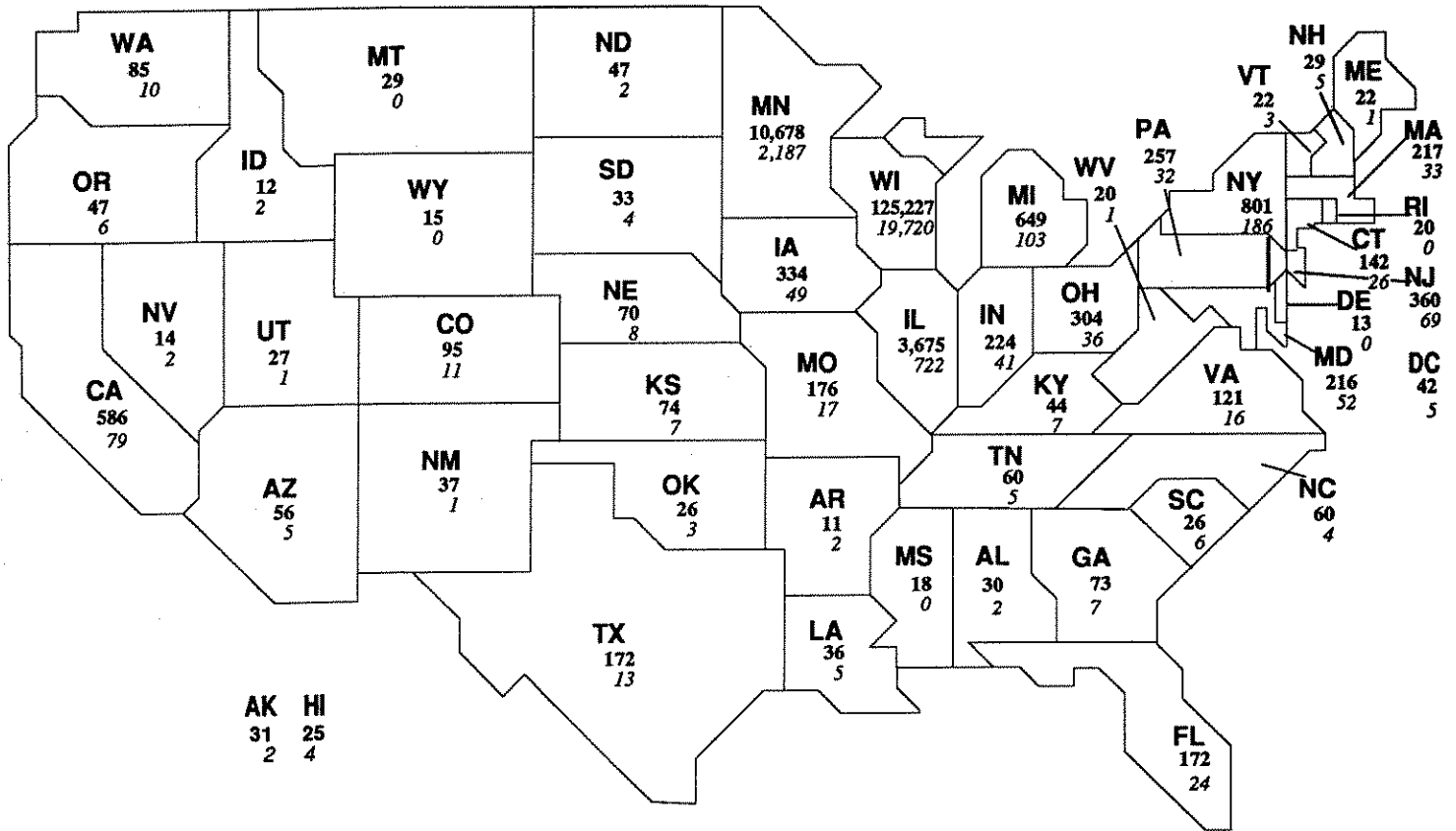
Undergraduate and Specials						
Institution	Freshmen	Soph.	Junior	Senior	Special	Total
Universities	28,709	24,882	23,456	33,987	6,903	117,937
Resident	23,693	20,683	19,196	28,758	6,090	98,420
Nonresident	5,016	4,199	4,260	5,229	813	19,517
Eau Claire	2,885	2,130	1,831	2,740	188	9,774
Resident	2,215	1,699	1,479	2,221	177	7,791
Nonresident	670	431	352	519	11	1,983
Green Bay	1,166	1,114	1,073	1,610	257	5,220
Resident	1,109	1,058	1,016	1,549	228	4,960
Nonresident	57	56	57	61	29	260
La Crosse	2,524	1,721	1,586	2,066	310	8,207
Resident	2,033	1,398	1,350	1,753	215	6,749
Nonresident	491	323	236	313	95	1,458
Madison	5,503	5,615	6,754	8,222	1,964	28,058
Resident	3,707	3,738	4,666	6,160	1,551	19,822
Nonresident	1,796	1,877	2,088	2,062	413	8,236
Milwaukee	3,237	4,117	2,842	5,361	2,110	17,667
Resident	3,124	3,954	2,735	5,178	2,034	17,025
Nonresident	113	163	107	183	76	642
Oshkosh	2,316	1,647	1,785	2,674	460	8,882
Resident	2,219	1,582	1,725	2,573	450	8,549
Nonresident	97	65	60	101	10	333
Parkside	1,279	880	757	1,116	584	4,616
Resident	1,218	854	669	978	558	4,277
Nonresident	61	26	88	138	26	339
Platteville	1,444	1,011	901	1,366	122	4,844
Resident	1,329	945	825	1,262	119	4,480
Nonresident	115	66	76	104	3	364
River Falls	1,324	995	972	1,349	154	4,794
Resident	749	556	532	752	99	2,688
Nonresident	575	439	440	597	55	2,106
Stevens Point	2,113	1,529	1,493	2,638	243	8,016
Resident	1,937	1,398	1,388	2,453	218	7,394
Nonresident	176	131	105	185	25	622
Stout	1,900	1,195	1,287	2,071	110	6,563
Resident	1,404	893	913	1,474	77	4,761
Nonresident	496	302	374	597	33	1,802
Superior	543	379	422	641	86	2,071
Resident	346	221	244	375	64	1,250
Nonresident	197	158	178	266	22	821
Whitewater	2,475	2,549	1,753	2,133	315	9,225
Resident	2,303	2,387	1,654	2,030	300	8,674
Nonresident	172	162	99	103	15	551
UW Centers	5,947	2,256			1,064	9,267
Resident	5,761	2,187			1,026	8,974
Nonresident	186	69			38	293
Baraboo	311	121			66	498
Barron	310	120			75	505
Fond du Lac	367	149			51	567
Fox Valley	845	292			126	1,263
Manitowoc	295	121			61	477
Marathon	640	282			89	1,011
Marinette	246	97			46	389
Marshfield	379	148			52	579
Richland	282	79			11	372
Rock	481	205			102	788
Sheboygan	308	94			86	488
Washington	421	140			73	634
Waukesha	1,062	408			226	1,696
UW System Total	34,656	27,138	23,456	33,987	7,967	127,204
Resident	29,454	22,870	19,196	28,758	7,116	107,394
Nonresident	5,202	4,268	4,260	5,229	851	19,810

For additional enrollment information, contact the Office of Policy Analysis and Research, (608) 262-6441.

Graduate and Professional									
Grad	Grad Special	Law	Med.	Vet	Pha.	Men	Women	Total	Institution
18,847	1,921	894	591	313	35	64,468	76,070	140,538	Universities
11,251	1,813	650	502	271	32	51,136	61,803	112,939	Resident
7,596	108	244	89	42	3	13,332	14,267	27,599	Nonresident
417	124					3,995	6,320	10,315	Eau Claire
339	118					3,266	4,982	8,248	Resident
78	6					729	1,338	2,067	Nonresident
133	85					1,995	3,443	5,438	Green Bay
114	83					1,869	3,288	5,157	Resident
19	2					126	155	281	Nonresident
502	78					3,774	5,013	8,787	La Crosse
367	64					3,155	4,025	7,180	Resident
135	14					619	988	1,607	Nonresident
9,644		894	591	313	35	19,724	19,811	39,535	Madison
3,697		650	502	271	32	12,081	12,893	24,974	Resident
5,947		244	89	42	3	7,643	6,918	14,561	Nonresident
4,134	541					10,067	12,275	22,342	Milwaukee
3,372	530					9,295	11,632	20,927	Resident
762	11					772	643	1,415	Nonresident
1,315	284					4,323	6,158	10,481	Oshkosh
1,286	283					4,124	5,994	10,118	Resident
29	1					199	164	363	Nonresident
122	113					1,993	2,858	4,851	Parkside
111	112					1,842	2,658	4,500	Resident
11	1					151	200	351	Nonresident
131	81					3,188	1,868	5,056	Platteville
121	77					2,949	1,729	4,678	Resident
10	4					239	139	378	Nonresident
350	89					2,174	3,059	5,233	River Falls
152	59					1,246	1,653	2,899	Resident
198	30					928	1,406	2,334	Nonresident
305	91					3,834	4,578	8,412	Stevens Point
263	89					3,482	4,264	7,746	Resident
42	2					352	314	666	Nonresident
449	60					3,604	3,468	7,072	Stout
333	57					2,756	2,395	5,151	Resident
116	3					848	1,073	1,921	Nonresident
381	132					1,087	1,497	2,584	Superior
199	102					651	900	1,551	Resident
182	30					436	597	1,033	Nonresident
964	243					4,710	5,722	10,432	Whitewater
897	239					4,420	5,390	9,810	Resident
67	4					290	332	622	Nonresident
						4,136	5,131	9,267	UW Centers
						3,966	5,008	8,974	Resident
						170	123	293	Nonresident
						253	245	498	Baraboo
						237	268	505	Barron
						265	302	502	Fond du Lac
						595	668	1,263	Fox Valley
						207	270	477	Manitowoc
						435	576	1,011	Marathon
						146	243	389	Marinette
						225	354	579	Marshfield
						154	218	372	Richland
						342	446	788	Rock
						224	264	488	Sheboygan
						300	334	634	Washington
						753	943	1,696	Waukesha
18,847	1,921	894	591	313	35	68,604	81,201	149,805	UW System Total
11,251	1,813	650	502	271	32	55,102	66,811	121,913	Resident
7,596	108	244	89	42	3	13,502	14,390	27,892	Nonresident

UW System Student Headcount Enrollment, Fall 1995 By State of Origin

Bold type indicates total from each state.
Italic type indicates new freshman from each state.



	New Freshman	Total
Total U.S.	23,526	145,560
Foreign	245	4,148
U.S. Territories	5	97
Total	23,776	149,805

Undergraduate Enrollments, Fall 1995 Male/Female and Full-Time/Part-Time Status*

Institution	Female			Male			Total		
	Full-time	Part-time	Total	Full-time	Part-time	Total	Full-time	Part-time	Total
Eau Claire	5,320	492	5,812	3,522	252	3,774	8,842	744	9,586
Green Bay	2,387	796	3,183	1,449	331	1,780	3,836	1,127	4,963
La Crosse	4,224	256	4,480	3,223	194	3,417	7,447	450	7,897
Madison	12,226	1,207	13,433	11,500	1,161	12,661	23,726	2,368	26,094
Milwaukee	5,897	2,330	8,227	5,330	2,000	7,330	11,227	4,330	15,557
Oshkosh	4,285	585	4,870	3,174	378	3,552	7,459	963	8,422
Parkside	1,582	741	2,323	1,173	536	1,709	2,755	1,277	4,032
Platteville	1,468	199	1,667	2,835	220	3,055	4,303	419	4,722
River Falls	2,385	266	2,651	1,828	161	1,989	4,213	427	4,640
Stevens Point	3,790	344	4,134	3,358	281	3,639	7,148	625	7,773
Stout	2,866	231	3,097	3,068	288	3,356	5,934	519	6,453
Superior	916	196	1,112	759	114	873	1,675	310	1,985
Whitewater	4,268	453	4,721	3,754	435	4,189	8,022	888	8,910
Centers	2,907	1,576	4,483	2,732	988	3,720	5,639	2,564	8,203
Total	54,521	9,672	64,193	47,705	7,339	55,044	102,226	17,011	119,237

*Degree program students only. Special students are not included.

FTE Enrollments Historical Table, Fall 1972-1995

	FALL	TOTAL	EAU	GBY	LAC	MSN	MIL	OSH	PKS	PLT	RVF	STP	STO	SUP	WTW	CTR
1995	123,584	9,238	4,183	8,121	34,250	15,038	8,964	3,262	4,640	4,691	7,630	6,559	1,988	8,631	6,389	
1994	125,098	9,241	4,307	7,902	34,552	15,455	9,034	3,376	4,663	4,814	7,658	6,675	2,041	8,651	6,728	
1993	127,056	9,175	4,189	7,957	35,156	16,069	9,094	3,404	4,620	4,683	7,794	6,648	2,072	8,727	7,468	
1992	129,206	9,181	4,123	7,740	36,214	16,436	9,259	3,465	4,761	4,803	7,825	6,805	2,273	8,756	7,565	
1991	132,106	9,307	4,342	8,103	37,040	17,306	9,264	3,508	4,930	4,827	7,889	7,055	2,356	8,684	7,495	
1990	133,001	9,587	4,006	8,177	37,489	17,227	9,583	3,646	4,859	4,614	7,992	6,964	2,091	8,780	7,986	
1989	134,135	9,852	4,003	8,564	37,686	16,845	9,332	3,554	5,107	4,872	8,208	6,993	2,078	9,120	7,921	
1988	136,330	10,067	4,176	8,681	37,869	17,277	9,478	3,592	4,996	5,051	8,537	7,310	1,965	9,319	8,012	
1987	136,084	10,038	3,986	8,696	37,979	17,349	9,557	3,397	5,025	5,043	8,504	7,305	1,944	9,698	7,563	
1986	138,710	10,162	3,813	9,111	39,101	18,490	9,731	3,482	5,177	5,172	8,575	7,333	1,905	9,540	7,118	
1985	139,138	10,111	3,814	8,816	39,647	18,615	9,860	3,473	5,281	4,950	8,433	7,461	1,823	9,773	7,081	
1984	137,651	10,042	3,691	8,609	38,907	18,808	9,691	3,724	5,199	5,061	8,205	7,248	1,779	9,508	7,179	
1983	137,709	10,373	3,689	8,427	38,026	18,819	9,528	4,110	5,358	5,192	8,048	7,459	1,865	9,163	7,652	
1982	135,559	10,243	3,638	8,160	37,312	18,532	9,392	3,891	5,222	5,261	8,166	7,548	1,878	9,005	7,311	
1981	134,559	10,277	3,433	8,451	36,848	18,510	9,344	3,772	5,081	5,373	8,357	7,549	1,916	8,793	6,855	
1980	131,513	10,387	3,205	8,298	36,690	17,971	8,745	3,575	4,792	5,220	8,276	7,345	1,962	8,438	6,609	
1979	126,928	9,929	2,872	8,278	35,608	17,384	8,623	3,437	4,670	4,980	8,162	6,998	1,854	8,044	6,089	
1978	125,040	9,835	2,775	7,963	35,089	17,427	8,480	3,343	4,517	4,834	8,114	6,805	1,930	7,897	6,031	
1977	125,345	9,734	2,854	7,985	34,671	17,374	8,567	3,459	4,591	4,805	8,050	6,371	2,152	8,029	6,703	
1976	123,596	9,166	2,944	7,453	34,057	18,097	8,827	3,407	4,376	4,696	7,819	5,995	2,171	7,913	6,675	
1975	124,633	9,317	3,268	7,156	35,289	18,556	9,301	3,739	4,140	4,132	7,546	5,830	2,336	7,294	6,729	
1974	120,822	8,930	3,305	6,967	34,062	18,922	8,741	3,562	3,850	3,898	7,324	5,833	2,454	6,837	6,137	
1973	119,202	8,439	3,326	6,559	33,266	18,819	9,209	3,503	3,899	3,742	7,456	5,396	2,634	7,079	5,875	
1972	119,221	8,345	3,357	6,510	32,361	17,304	10,112	3,452	4,399	3,840	8,217	5,299	2,750	7,696	5,579	

Headcount Enrollments Historical Table, Fall 1862-1995

FALL	TOTAL	EAU	GBY	LAC	MSN	MIL	OSH	PKS	PLT	RVF	STP	STO	SUP	WTW	CTR
1995	149,805	10,315	5,438	8,787	39,535	22,342	10,481	4,851	5,056	5,233	8,412	7,072	2,584	10,432	9,267
1994	152,129	10,342	5,633	8,585	39,785	22,984	10,534	5,027	5,149	5,406	8,430	7,412	2,589	10,432	9,821
1993	154,620	10,342	5,525	8,657	40,412	23,794	10,742	5,009	5,134	5,243	8,615	7,175	2,578	10,549	10,845
1992	156,873	10,431	4,933	8,354	41,752	24,341	10,973	5,031	5,265	5,438	8,618	7,343	2,938	10,544	10,912
1991	161,346	10,495	5,551	8,787	42,997	25,456	11,116	5,088	5,445	5,564	8,752	7,598	3,107	10,482	10,908
1990	159,979	10,643	4,801	8,746	43,092	25,380	11,098	5,113	5,230	5,196	8,806	7,442	2,615	10,184	11,633
1989	159,420	10,773	4,776	8,977	43,282	24,856	10,828	5,221	5,442	5,236	8,878	7,320	2,563	10,270	10,998
1988	162,330	11,038	5,221	9,242	43,364	25,212	11,209	5,172	5,334	5,544	9,318	7,597	2,437	10,458	11,184
1987	161,887	10,946	5,056	9,417	43,113	25,210	11,608	4,912	5,299	5,418	9,388	7,543	2,321	10,843	10,813
1986	164,518	11,103	4,978	9,659	44,384	25,930	11,800	5,195	5,321	5,612	9,555	7,686	2,307	10,897	10,091
1985	164,546	10,932	5,061	9,317	44,860	26,212	11,720	5,157	5,423	5,284	9,497	7,727	2,179	11,027	10,150
1984	161,936	10,757	4,906	9,109	44,055	26,464	11,256	5,544	5,293	5,287	9,008	7,383	2,095	10,737	10,042
1983	161,693	11,072	4,880	8,953	42,921	26,468	11,053	6,008	5,458	5,368	8,871	7,470	2,219	10,493	10,454
1982	159,354	10,883	4,681	8,659	42,090	26,119	10,920	5,850	5,335	5,334	9,016	7,595	2,171	10,321	10,380
1981	158,971	10,963	4,536	8,956	41,558	26,663	11,103	5,677	5,211	5,502	9,208	7,458	2,307	10,212	9,617
1980	155,499	11,054	4,164	9,016	41,242	25,933	10,200	5,368	4,955	5,339	9,183	7,411	2,323	10,006	9,305
1979	150,629	10,629	3,842	8,896	40,129	25,078	10,324	5,292	4,758	5,128	8,925	7,095	2,149	9,679	8,705
1978	147,934	10,494	3,715	8,431	39,348	24,789	10,020	5,241	4,630	5,002	8,966	7,026	2,282	9,601	8,389
1977	146,530	10,334	3,642	8,554	38,945	24,281	10,007	5,182	4,607	5,019	8,880	6,463	2,418	9,589	8,599
1976	143,440	9,974	3,641	7,756	37,857	24,686	10,225	4,984	4,447	4,873	8,522	6,066	2,450	9,388	8,571
1975	143,740	9,920	3,874	7,734	38,545	24,961	10,555	5,404	4,285	4,433	8,220	5,609	2,610	8,727	8,863
1974	139,891	9,434	3,943	7,573	36,915	25,421	10,666	5,260	3,941	4,213	8,042	5,459	2,613	8,354	8,057
1973	135,365	8,888	3,661	6,954	35,931	24,943	10,415	4,856	3,821	4,082	8,054	5,227	2,759	8,144	7,630
1972	133,303	8,701	3,625	6,785	34,866	23,293	11,312	4,366	4,345	3,933	8,701	5,245	2,836	8,410	6,885
1971 ¹	133,702	8,679	3,531	7,009	33,943	22,277	11,811	4,343	4,708	4,255	9,154	5,231	3,004	8,867	6,890
1970	132,088	8,288	2,950	7,248	34,388	20,822	11,549	4,102	4,813	4,156	8,734	5,080	3,053	9,721	7,184
1969	127,147	7,846	1,981	6,659	35,549	18,978	11,149	2,911	5,032	4,123	7,915	4,910	3,143	9,759	7,192
1968	118,239	7,248	1,425	6,001	34,670	16,768	11,096	1,796	5,024	4,052	6,830	4,330	3,318	9,402	6,279
1967	105,993	6,296	5,111	33,000	15,419	9,444		4,601	3,691	5,907	3,859	3,028	8,581	7,056	
1966	95,251	5,326	4,514	31,120	14,176	8,267		4,190	3,544	5,123	3,251	2,709	7,004	6,027	
1965 ²	85,479	4,517	3,943	29,299	12,818	7,133		3,693	3,281	4,526	2,827	2,350	6,322	4,770	
1964 ²	71,097	3,573	2,987	26,293	11,302	5,375		3,011	2,592	3,465	2,330	1,830	4,901	3,438	
1963	62,106	2,909	2,498	24,275	10,179	4,221		2,653	2,114	2,897	1,867	1,587	3,811	3,095	
1962	54,562	2,480	2,159	21,733	9,354	3,324		2,200	1,813	2,407	1,682	1,477	3,009	2,924	
1961	50,002	2,217	2,042	20,118	8,713	2,842		2,018	1,680	2,104	1,652	1,436	2,586	2,594	
1960	44,567	1,818	1,781	18,811	7,946	2,251		1,719	1,445	1,802	1,493	1,337	1,998	2,166	
1959	41,343	1,708	1,821	17,433	7,616	2,048		1,668	1,233	1,609	1,293	1,266	1,692	1,956	
1958	39,253	1,614	1,772	16,590	7,266	1,874		1,615	1,285	1,522	1,267	1,168	1,569	1,711	
1957	36,171	1,417	1,573	15,929	6,715	1,552		1,428	1,130	1,371	1,163	1,031	1,407	1,455	
1956 ³	34,941	1,332	1,497	15,918	6,195	1,397		1,317	1,032	1,377	1,159	938	1,255	1,524	
1955	31,682	1,209	1,334	15,134	5,105	1,148		1,140	913	1,188	1,054	895	1,066	1,496	
1954	26,478	1,028	1,065	13,954	4,314	840		761	767	932		703	874	1,240	
1953	23,162	820	945	13,346	2,891	733		603	662	759		650	733	1,020	
1952	23,095	808	918	13,571	2,840	702		535	602	712		746	685	976	
1951 ⁴	23,622	747	928	14,020	2,938	695		577	666	699		785	661	906	
1950	26,652	892	1,056	15,766	3,228	792		685	732	808		866	736	1,091	
1949 ⁵	29,890	917	1,137	17,690	3,603	933		747	899	896		922	771	1,375	
1948	30,720	741	1,102	18,623	3,929	855		684	831	840		844	743	1,528	
1947	32,202	724	1,091	18,693	4,666	938		715	779	886		970	744	1,996	

1 University of Wisconsin and Wisconsin State Universities merged to form the University of Wisconsin System.

2 Wisconsin State Colleges renamed State Universities.

3 Milwaukee State Teachers College and local Extension center merged to establish UW-Milwaukee.

4 State Teachers Colleges renamed Wisconsin State Colleges.

5 Part-time off-campus and extension enrollments excluded after 1947.

Headcount Enrollments Historical Table, Fall 1862-1995 continued

FALL	TOTAL	EAU	GBY	LAC	MSN	MIL	OSH	PKS	PLT	RVF	STP	STO	SUP	WTW	CTR
1946	31,944	787		959	18,598	4,362	900		584	673	856		878	667	2,680
1945	13,540	366		455	9,028	1,518	330		329	211	308		345	339	311
1944	10,556	359		411	6,615	1,348	251		318	231	283		245	339	156
1943	9,615	340		356	5,904	1,216	286		216	251	313		222	412	99
1942	14,474	407		583	9,026	1,626	330		365	402	424		456	612	243
1941	17,661	580		697	10,511	1,635	656		523	511	556		601	728	663
1940	20,277	687		797	11,376	2,165	964		506	640	768		769	876	729
1939	21,057	735		806	11,286	2,326	954		649	750	839		940	997	775
1938	20,068	608		782	11,416	2,130	788		546	704	737		837	901	619
1937	18,326	509		694	10,905	1,880	719		508	563	615		688	793	452
1936	17,581	559		664	10,071	1,887	769		486	529	672		734	776	434
1935	16,021	626		644	9,065	1,874	734		477	481	698		759	663	509
1934	15,174	625		645	8,053	1,848	664		473	450	673		713	631	399
1933	14,623	643		709	7,374	1,901	679		477	531	704		734	686	185
1932	15,342	672		792	7,833	2,224	633		472	520	752		767	677	
1931	15,975	580		818	8,765	2,099	679		447	566	621		783	617	
1930	15,975	539		694	9,401	1,907	700		435	491	473		831	504	
1929	15,028	450		650	9,468	1,604	555		351	405	359		753	433	
1928 ⁶	14,361	377		636	9,042	1,338	609		345	451	380		768	415	
1927	13,977	346		590	8,942	1,215	640		316	443	351		720	414	
1926	13,110	347		538	8,220	1,173	603		321	412	421		615	460	
1925	12,881	432		522	7,760	1,125	592		360	364	479		703	544	
1924 ⁷	13,447	480		574	7,643	1,292	673		417	494	521		763	590	
1923	13,801	488		634	7,632	1,461	617		454	489	600		853	573	
1922	13,850	500		700	7,368	1,626	648		447	571	663		769	558	
1921	12,962	422		600	7,344	1,403	618		346	517	584		559	569	
1920	11,121	303		388	7,004	1,021	463		244	413	464		393	428	
1919	10,645	200		382	6,872	965	405		237	443	413		385	343	
1918	5,337	172		317	2,159	829	334		202	474	329		305	216	
1917	7,986	198		405	4,043	1,036	395		288	472	461		428	260	
1916	9,439	184		484	5,020	1,100	406		325	582	601		526	211	
1915	9,490			545	4,868	1,132	607		321	663	622		519	213	
1914	9,063			492	4,874	992	571		372	563	481		483	235	
1913	7,747			380	4,438	766	465		282	394	345		430	247	
1912	7,184			349	4,014	801	443		289	341	311		385	251	
1911	7,470			371	3,956	828	581		319	322	324		452	317	
1910	7,167			371	3,902	581	659		276	301	359		423	295	
1909	6,633			275	3,495	510	654		287	332	368		434	278	
1908	5,773				3,225	485	493		266	322	347		331	304	
1907	5,703				2,977	485	602		325	322	347		331	314	
1906	5,340				2,719	451	620		310	334	297		321	288	
1905	5,276				2,745	408	620		280	305	308		329	281	
1904	5,110				2,657	406	552		308	300	296		322	269	
1903	4,797				2,379	424	565		322	277	287		267	276	
1902	4,564				2,122	406	562		283	294	313		296	288	
1901	4,567				1,971	447	588		295	311	368		307	280	
1900	4,451				1,848	392	617		299	292	370		316	317	
1899	4,331				1,712	326	676		309	301	377		312	318	
1898	4,067				1,479	335	674		322	269	403		262	323	

6 State Normal Schools renamed State Teachers Colleges.
7 UW-Extension day classes initiated in Milwaukee.

Headcount Enrollments Historical Table, Fall 1862-1995, continued

FALL	TOTAL	EAU	GBY	LAC	MSN	MIL	OSH	PKS	PLT	RVF	STP	STO	SUP	WTW	CT
1897	4,212				1,415	394	701		403	252	420		272		355
1896	4,031				1,335	360	642		481	289	344		247		333
1895	3,464				1,294	267	632		437	286	261				287
1894	2,974				1,196	202	521		347	309	152				247
1893	2,379				1,028	163	455		276	248					209
1892	2,312				1,021	80	424		259	252					276
1891	2,152				846	80	446		262	242					276
1890	2,043				800	84	393		284	217					265
1889 ⁸	1,905				725	73	360		267	154					326
1888	1,769				654	53	364		262	144					292
1887	1,754				612	53	363		273	167					286
1886	1,622				505	47	363		266	161					280
1885	1,552				421	46	385		253	138					309
1884	1,537				387		455		256	145					294
1883	1,493				388		413		243	135					314
1882	1,482				367		419		261	133					302
1881	1,515				401		388		243	180					303
1880	1,391				437		332		215	128					279
1879	1,439				481		332		219	128					279
1878	1,447				449		338		227	118					315
1877	1,238				388		183		224	100					343
1876	1,111				316		156		224	130					285
1875	1,234				345		323		204	130					241
1874	1,173				409		289		213						262
1873	1,157				408		268		195						286
1872	1,102				435		261		182						224
1871	1,078				517		173		198						190
1870	846				485				173						188
1869	783				485				184						114
1868	684				495				150						39
1867	537				394				143						
1866	403				304				99						
1865	331				331										
1864	306				306										
1863	361				361										
1862	260				260										

⁸ Year enrollments for UW prior to 1888.

Summer Session Headcount Enrollments, 1995

Undergraduate and Specials

Institution	Freshmen	Soph.	Junior	Senior	Special	Total
Universities	1,321	3,417	5,928	13,821	5,948	30,435
Resident	1,113	2,936	4,750	11,366	5,172	25,337
Nonresident	208	481	1,178	2,455	776	5,098
Eau Claire	161	245	471	1,069	198	2,144
Resident	144	217	392	860	190	1,803
Nonresident	17	28	79	209	8	341
Green Bay	63	124	185	403	130	905
Resident	61	118	178	391	127	875
Nonresident	2	6	7	12	3	30
La Crosse	126	248	352	895	201	1,822
Resident	102	214	295	759	166	1,536
Nonresident	24	34	57	136	35	286
Madison	117	619	1,846	3,767	2,074	8,423
Resident	66	405	1,221	2,686	1,550	5,928
Nonresident	51	214	625	1,081	524	2,495
Milwaukee	234	938	1,013	2,527	1,646	6,358
Resident	228	905	962	2,439	1,578	6,112
Nonresident	6	33	51	88	68	246
Oshkosh	115	94	171	633	125	1,138
Resident	86	87	162	605	120	1,060
Nonresident	29	7	9	28	5	78
Parkside	109	202	246	433	388	1,378
Resident	99	188	218	378	373	1,256
Nonresident	10	14	28	55	15	122
Platteville	53	125	211	519	230	1,138
Resident	49	123	195	489	218	1,074
Nonresident	4	2	16	30	12	64
River Falls	51	149	255	597	215	1,267
Resident	43	106	146	314	158	767
Nonresident	8	43	109	283	57	500
Stevens Point	79	134	291	990	244	1,738
Resident	68	118	266	909	233	1,594
Nonresident	11	16	25	81	11	144
Stout	117	216	439	1,204	152	2,128
Resident	91	171	307	844	134	1,547
Nonresident	26	45	132	360	18	581
Superior	28	48	62	159	52	349
Resident	16	27	37	98	46	224
Nonresident	12	21	25	61	6	125
Whitewater	68	275	386	625	293	1,647
Resident	60	257	371	594	279	1,561
Nonresident	8	18	15	31	14	86
UW Centers	678	454			789	1,921
Resident	653	444			776	1,873
Nonresident	25	10			13	48
Baraboo	30	12			26	68
Barron	46	13			7	66
Fond du Lac	23	23			37	83
Fox Valley	88	68			101	257
Manitowoc	56	41			70	167
Marathon	70	51			64	185
Marinette	34	24			21	79
Marshfield	52	41			18	111
Richland	6	3			6	15
Rock	72	46			100	218
Sheboygan	20	17			50	87
Washington	23	15			23	61
Waukesha	158	100			266	524
UW System Total	1,999	3,871	5,928	13,821	6,737	32,356
Resident	1,766	3,380	4,750	11,366	5,948	27,210
Nonresident	233	491	1,178	2,455	789	5,146

For additional enrollment information, contact the Office of Policy Analysis and Research, (608) 262-6441.

Graduate and Professional									
Grad	Grad Special	Law	Med.	Vet	Pha.	Men	Women	Total	Institution
9,031	1,842	254	38	78	24	17,409	24,293	41,702	Universities
5,522	1,726	195	14	67	21	12,257	19,935	32,892	Resident
3,509	116	59	24	11	3	4,452	4,358	8,810	Nonresident
228	99					833	1,638	2,471	Eau Claire
195	99					699	1,398	2,097	Resident
33	0					134	240	374	Nonresident
44	44					314	679	993	Green Bay
36	44					296	659	955	Resident
8	0					18	20	38	Nonresident
370	178					875	1,495	2,370	La Crosse
278	168					732	1,250	1,982	Resident
92	10					143	245	388	Nonresident
4,273		254	38	78	24	6,436	6,654	13,090	Madison
1,549		195	24	67	21	3,394	4,390	7,784	Resident
2,724		59	14	11	3	3,042	2,264	5,306	Nonresident
1,576	194					3,258	4,870	8,128	Milwaukee
1,338	189					3,017	4,622	7,639	Resident
238	5					241	248	489	Nonresident
567	104					627	1,182	1,809	Oshkosh
561	103					582	1,142	1,724	Resident
6	1					45	40	85	Nonresident
38	9					525	900	1,425	Parkside
4	6					476	820	1,296	Resident
34	3					49	80	129	Nonresident
107	113					707	651	1,358	Platteville
103	112					669	620	1,289	Resident
4	1					38	31	69	Nonresident
312	171					585	1,165	1,750	River Falls
168	128					363	700	1,063	Resident
144	43					222	465	687	Nonresident
311	410					929	1,530	2,459	Stevens Point
299	395					839	1,449	2,288	Resident
12	15					90	81	171	Nonresident
410	191					1,229	1,500	2,729	Stout
326	182					954	1,101	2,055	Resident
84	9					275	399	674	Nonresident
319	197					289	576	865	Superior
191	169					192	392	584	Resident
128	28					97	184	281	Nonresident
476	132					802	1,453	2,255	Whitewater
444	131					744	1,392	2,136	Resident
32	1					58	61	119	Nonresident
						675	1,246	1,921	UW Centers
						659	1,214	1,873	Resident
						16	32	48	Nonresident
						21	47	68	Baraboo
						23	43	66	Barron
						26	57	83	Fond du Lac
						98	159	257	Fox Valley
						65	102	167	Manitowoc
						71	114	185	Marathon
						23	56	79	Marinette
						34	77	111	Marshfield
						4	11	15	Richland
						75	143	218	Rock
						28	59	87	Sheboygan
						22	39	61	Washington
						185	339	524	Waukesha
9,031	1,842	254	38	78	24	18,084	25,539	43,623	UW System Total
5,522	1,726	195	24	67	21	13,616	21,149	34,765	Resident
3,509	116	59	14	11	3	4,468	4,390	8,858	Nonresident

University of Wisconsin-Extension 1994-95 Teaching Contacts Program, Enrollments & Audience Counts

Continuing Education Extension Enrollments

Number of Programs	7,273
Number of Enrollments	268,719

Small Business Development Center

Counseling Clients	2,288
Hours of Counseling	18,275
WisTAP searches and training	630

Credit Outreach¹

Graduate enrollments	10,083
Undergraduate enrollments	8,520
Number of credits	48,785

Independent Study Enrollments

University Credit	7,277
Continuing Education	3,857
High School Credit	1,669
WTCS credit	192
Total	12,995

Cooperative Education Extension Enrollments²

Agriculture/Agribusiness	618,406
Community, Natural Resources and Economic Development	190,314
Family Living Education	409,712
4-H/Youth Development	372,553
Geological & Natural History Survey	10,920
Total Cooperative Extension contacts	1,601,905

Radio/Television Audience Counts³

Wisconsin Public Radio (listeners per week)	297,000
Wisconsin Public Television (households per week)	485,530
Cable 33 Telecourses (enrollments)	672

Teleconferencing Enrollments⁴

Educational Teleconference Network (ETN)	17,665
WISLINE	8,690
Audiographics	417
Total	26,772

1 UW-Extension coordinates off-campus credit courses. Credit is offered by the UW degree-granting institutions.

2 The totals include direct teaching contacts by county and campus-based faculty/staff, plus 193,950 paraprofessional contacts. Citizens who participate in several programs are counted more than once in the total teaching contacts. In addition to these contacts, Cooperative Extension faculty/staff reach the public through publications, exhibits, the mass media, Infotext, Teletext and the WisPlan computer network.

3 Wisconsin Public Radio and Wisconsin Public Television are cooperative services of UW-Extension and the Wisconsin Educational Communications Board.

4 The enrollment figures included under Teleconferencing are also included in the Cooperative Extension, Continuing Education Extension and Credit Outreach. Enrollments/Contacts.

Bachelor's Degrees Conferred
July 1, 1994 through June 30, 1995

Institution	Men	Women	Total
Eau Claire	591	953	1,544
Green Bay	296	494	790
La Crosse	532	697	1,229
Madison	2,687	2,882	5,569
Milwaukee	1,216	1,401	2,617
Oshkosh	616	965	1,581
Parkside	205	281	486
Platteville	506	299	805
River Falls	390	476	866
Stevens Point	661	708	1,369
Stout	602	611	1,213
Superior	147	180	327
Whitewater	635	837	1,472
UW System Total	9,084	10,784	19,868

Graduate and Advanced Professional Degrees Conferred July 1, 1994 through June 30, 1995

Institution	Men	Women	Total
Eau Claire Master's	30	91	121
Green Bay Master's	16	11	27
La Crosse Master's	66	138	204
Madison			
Master's	1,047	1,021	2,068
Law	170	134	304
Medicine	89	48	137
Vet Medicine	28	48	76
Pharmacy	3	6	9
Ph. D	497	261	758
Sub-total	1,834	1,518	3,352
Milwaukee			
Master's	413	654	1,067
Ph. D.	37	38	75
Sub-total	450	692	1,142
Oshkosh Master's	106	216	322
Parkside Master's	11	18	29
Platteville Master's	29	63	92
River Falls Master's	35	95	130
Stevens Point Master's	54	151	205
Stout Master's	124	121	245
Superior Master's	48	97	145
Whitewater Master's	144	244	388
UW System Total			
Master's	2,123	2,920	5,043
Professional	290	236	526
Ph. D.	534	299	833
Total	2,947	3,455	6,402

Minority Student Headcount Enrollments* 10-Year History

Fall Term	Total Enrollment	Minority Enrollment	Minorities as Percentage of Total
1986-87	164,518	7,378	4.5
1987-88	161,887	7,562	4.7
1988-89	162,330	8,258	5.1
1989-90	159,420	8,605	5.4
1990-91	159,979	9,198	5.7
1991-92	161,346	9,781	6.1
1992-93	156,873	10,411	6.6
1993-94	154,620	10,843	7.0
1994-95	152,129	11,330	7.4
1995-96	149,805	11,335	7.6

*All minority statistics on these two pages are based on optional self-identification at registration.
Notes: Enrollments include undergraduate, graduate and professional students.

Minority Headcount Undergraduate Enrollment, Fall 1995 According to Sex

Institution	African American		American Indian		Asian American		Hispanic/Latino		Minority Student Total
	M	F	M	F	M	F	M	F	
Eau Claire	40	24	22	56	71	97	32	58	400
Green Bay	22	15	27	62	36	43	14	30	249
La Crosse	75	35	19	25	61	53	36	40	344
Madison	261	258	68	55	595	602	296	339	2,474
Milwaukee	561	1,060	56	113	313	260	285	356	3,004
Oshkosh	55	38	24	28	65	76	52	34	372
Parkside	105	177	11	18	33	36	101	127	608
Platteville	30	16	14	3	73	16	22	16	190
River Falls	22	16	7	14	49	35	16	24	183
Stevens Point	20	15	36	47	58	36	24	33	269
Stout	40	18	17	18	134	55	20	23	325
Superior	10	3	23	22	6	10	3	8	85
Whitewater	147	175	18	17	62	42	101	78	640
UW Centers	69	39	33	32	54	60	45	45	377
UW System Total	1,457	1,889	375	510	1,610	1,421	1,047	1,211	9,520

Note: Undergraduate enrollments include freshmen, sophomores, juniors, seniors and undergraduate specials.