

STATE OF WISCONSIN
 TEACH WISCONSIN
 101 East Wilson Street, Madison, Wisconsin

TOMMY G. THOMPSON
 GOVERNOR
 DORIS J. HANSON
 Executive Director

Mailing Address:
 Post Office Box 8761
 Madison, WI 53708-8761

Phone: 608-261-7437
 Fax: 608-261-7420
 Web Site:

www.teachwi.state.wi.us



h 2sided

TEACH Wisconsin
CESA #1 Funding
January 1999

TOTAL AMOUNT OF TEACH Funding:	\$20,040,760
Total 1997-98 CESA #1 Enrollment:	227,590
Total Per Pupil TEACH Funding:	\$ 88.06

Table 1
Total Funding by TEACH Program

(1) TEACH Block Grants:	\$15,380,809
• 1997-98	\$6,283,128-- per pupil = \$27.60
• 1998-99	\$9,097,681-- per pupil = \$39.97
(2) TEACH Wiring Loans	\$ 3,014,869
(3) Annual TEACH New Data Line Subsidy	189,000
(4) Annual TEACH New Video Link Subsidy	40,266
(5) Annual TEACH Existing Data Line Grants	17,058
(6) Annual TEACH Existing Video Link Grants	0
(7) TEACH Training and Technical Assistance Grants	1,398,758

Table 2
TEACH Block Grants for CESA #1

District Name	1997-98 Total	1998-99 Total (Estimate)
Arrowhead UHS	\$47,830	\$52,592
Brown Deer	\$38,068	\$38,320
Cedarburg	\$64,033	\$68,727
Cudahy	\$79,739	\$108,587
Elmbrook	\$163,425	\$127,277
Fox Point J2	\$21,064	\$17,928
Franklin	\$90,508	\$98,718
Germantown	\$86,914	\$88,897
Glendale-River Hills	\$25,927	\$22,328
Grafton	\$53,993	\$54,720
Greendale	\$52,380	\$53,682
Greenfield	\$71,309	\$71,639
Hamilton	\$81,395	\$90,569
Hartland-Lakeside	\$37,248	\$42,653
Kettle Moraine	\$106,685	\$117,509
Lake Country	\$11,764	\$13,534

Maple Dale-Ind Hills	\$14,791	\$13,531
Menomonee Falls	\$82,456	\$77,071
Mequon-Thiensville	\$83,354	\$74,670
Merton	\$23,867	\$29,435
Milwaukee	\$3,220,937	\$5,857,266
Mukwonago	\$129,619	\$161,329
Muskego-Norway	\$111,873	\$128,161
New Berlin	\$108,706	\$100,239
Nicolet UHS	\$32,345	\$26,154
Norris	\$26,108	\$13,958
North Lake	\$11,974	\$14,774
Northern Ozaukee	\$28,841	\$30,397
Oak Creek-Franklin	\$103,216	\$132,208
Oconomowoc	\$93,756	\$93,440
Pewaukee	\$46,585	\$43,649
Port Wash-Sauk	\$73,246	\$98,110
Richmond	\$10,267	\$14,396
Saint Francis	\$35,568	\$47,690
Shorewood	\$46,820	\$54,457
South Milwaukee	\$86,282	\$126,255
Stone Bank	\$11,044	\$10,334
Swallow	\$9,370	\$9,580
Waukesha	\$304,053	\$343,831
Wauwatosa	\$153,816	\$137,423
West Allis	\$281,885	\$266,951
Whitefish Bay	\$57,340	\$61,475
Whitnall	\$62,727	\$63,267
GRAND TOTAL	\$6,283,128	\$9,097,681

Table 3
TEACH Wiring Loans for CESA #1

<i>School District</i>	<i>Total Loan</i>	<i>Enrollment</i>	<i>Loan/Pupil</i>
Fox Point J2	\$ 91,924	927	99.16
Greendale	421,400	2245	187.71
Greenfield	268,495	3163	84.89
Hamilton	68,726	3489	19.70
Menomonee Falls	1,165,565	4049	287.86
Waukesha	616,854	13,124	47.00
West Allis	191,130	9119	20.96
Whitnall	190,775	2556	74.64
TOTAL	\$3,014,869	38,672	\$ 77.96

Table 4
TEACH Telecommunications Access Program for CESA #1

1. New Data Lines

Annual TEACH New Data Line Subsidy
(35 x \$540/month x 10 months for 97-98)

\$ 189,000

Atonement Lutheran School	\$5,400
Christ King Grade School	5,400
Indian Community	5,400
Saint Sebastian Grade School	5,400
Urban Day School	5,400
Urban Day School	5,400
Dominican High School	5,400
Saint Catherines High School	5,400
Saint Joan Antida High School	5,400
Wisconsin Lutheran High School	5,400
CESA #1	5,400
Goodrich Elementary School	5,400
Lake County School	5,400
Tess Corners Elementary School	5,400
Arrowhead UHS	5,400
Cedarburg	5,400
Grafton	5,400
Greendale	5,400
Hamilton	5,400
Kettle Moraine	5,400
Menomonee Falls	5,400
Mukwonago	5,400
Oak Creek-Franklin	5,400
Oconomowoc	5,400
Pewaukee	5,400
Port Washington-Saukville	5,400
West Allis	5,400
West Allis7	5,400
Whitnall	5,400
Fox Point Jt 2	5,400
Glendale-River Hills	5,400
Maple Dale-Indian Hill	5,400
North Lake	5,400
Richmond	5,400
Stone Bank	5,400

2. New Video Links

Annual TEACH New Video Link Subsidy
[(\$2,013 x 10) + (\$2,013 x 10) = 40,266]

\$ 40,266

Wauwatosa	20,133
Wauwatosa	20,133


3. Existing Data Line Grants		
TEACH Existing Data Line Grant	\$	17,058
Harambee Community School	\$5,720	
Milwaukee Jewish Day School	3,010	
Saint Eugene Grade School	1,402	
Divine Savior Holy Angels High School	3,696	
Saint Francis School District	3,230	

4. Existing Video Link Grants		
TEACH Existing Video Link Grants	\$	00

Table 5
TEACH Training and Technical Assistance Grants for CESA #1

CESA #1 TOTAL **\$ 1,398,758**

Prepared by Gordon P. Hanson, IT Management Consultant, TEACH Wisconsin, March 22, 1999



STATE OF WISCONSIN
 TEACH WISCONSIN
 101 East Wilson Street, Madison, Wisconsin

TOMMY G. THOMPSON
 GOVERNOR
 DORIS J. HANSON
 Executive Director

Mailing Address:
 Post Office Box 8761
 Madison, WI 53708-8761

Phone: 608-261-7437
 Fax: 608-261-7420
 Web Site:

www.teachwi.state.wi.us



TEACH Wisconsin
CESA #2 Funding
January 1999

TOTAL AMOUNT OF TEACH Funding: **\$14,303,894**
 Total 1997-98 CESA #2 Enrollment: 136,633
Total Per Pupil TEACH Funding: **\$ 104.69**

Table 1
Total Funding by TEACH Program

(1)	TEACH Block Grants:	\$8,372,638
	• 1997-98	\$3,835,350— per pupil = \$28.07
	• 1998-99	\$4,537,287— per pupil = \$33.20
(2)	TEACH Wiring Loans	\$ 4,161,410
(3)	Annual TEACH New Data Line Subsidy	178,200
(4)	Annual TEACH New Video Link Subsidy	352,011
(5)	Annual TEACH Existing Data Line Grants	16,371
(6)	Annual TEACH Existing Video Link Grants	265,360
(7)	TEACH Training and Technical Assistance Grants	957,904

Table 2
TEACH Block Grants for CESA #2

District Name	1997-98 Total	1998-99 Total (Estimate)
Albany	\$32,534	\$25,830
Belleville	\$34,389	\$33,349
Beloit	\$209,123	\$366,885
Beliot Turner	\$42,786	\$41,928
Big Foot UHS	\$15,056	\$12,505
Brighton #1	\$8,398	\$9,126
Bristol #1	\$14,400	\$17,027
Brodhead	\$44,584	\$56,123
Burlington	\$89,475	\$101,925
Cambridge	\$33,383	\$39,753
Central/Westosha UHS	\$28,378	\$34,381
Clinton	\$43,094	\$49,488
Deerfield	\$36,078	\$33,451
DeForest	\$73,207	\$101,363
Delavan-Darien	\$82,376	\$76,651
Dover #1	\$7,150	\$7,305
East Troy	\$43,936	\$46,288

Edgerton	\$57,668	\$63,898
Elkhorn	\$55,970	\$61,985
Evansville	\$48,844	\$64,189
Fontana J8	\$9,074	\$7,877
Fort Atkinson	\$70,311	\$83,594
Geneva J4	\$6,987	\$6,189
Genoa City J2	\$27,419	\$20,698
Janesville	\$263,837	\$354,459
Jefferson	\$57,164	\$65,402
Johnson Creek	\$29,197	\$26,399
Juda	\$20,652	\$14,953
Lake Geneva J1	\$37,815	\$38,569
Lake Geneva-Genoa	\$30,567	\$25,441
Lake Mills	\$36,303	\$41,576
Linn J4	\$6,461	\$5,729
Linn J6	\$6,803	\$5,921
Madison Metro	\$538,260	\$582,066
Marshall	\$39,784	\$54,427
McFarland	\$54,666	\$74,164
Middleton-Cross Plains	\$102,555	\$110,318
Milton	\$75,807	\$109,868
Monona Grove	\$57,459	\$70,335
Monroe	\$74,686	\$107,962
Monticello	\$31,314	\$22,628
Mount Horeb	\$44,699	\$60,806
New Glarus	\$23,247	\$26,951
North Cape	\$8,807	\$8,768
Norway J7	\$10,359	\$9,019
Oregon	\$79,680	\$114,523
Palmyra-Eagle	\$41,705	\$46,667
Paris J1	\$8,376	\$7,858
Parkview	\$44,142	\$56,271
Randall J1	\$17,614	\$21,367
Raymond #14	\$12,877	\$15,485
Salem #7	\$28,852	\$17,484
Salem J2	\$38,442	\$44,018
Sharon J11	\$28,816	\$19,676
Silver Lake J1	\$33,678	\$28,774
Stoughton	\$88,128	\$112,578
Sun Prairie	\$116,784	\$135,590
Twin Lakes #4	\$12,306	\$12,630
Union Grove J1	\$34,676	\$29,037
Union Grove UHS	\$23,059	\$23,804
Verona	\$88,770	\$124,947
Walworth J1	\$13,899	\$17,341
Washington-Caldwell	\$11,049	\$11,676
Waterford J1	\$33,082	\$43,664
Waterford UHS	\$23,732	\$30,656
Waterloo	\$40,780	\$37,681
Watertown	\$104,683	\$122,967
Waunakee	\$62,214	\$78,893
Wheatland J1	\$31,279	\$23,022
Whitewater	\$49,916	\$67,569
Williams Bay	\$13,816	\$11,709

Wilmot Grade School	\$7,803	\$8,522
Wilmot UHS	\$25,431	\$29,241
Wisconsin Hights	\$42,676	\$52,775
Yorkville J2	\$12,023	\$13,293
GRAND TOTAL	\$3,835,350	\$4,537,287

Table 3
TEACH Wiring Loans for CESA #2

<i>School District</i>	<i>Total Loan</i>	<i>Enrollment</i>	<i>Loan/Pupil</i>
Parkview	\$140,311	1254	\$ 111.89
Edgerton	544,354	1831	297.30
Jefferson	780,329	1751	445.65
Elkhorn	77,727	2213	35.12
Brodhead	84,120	1216	69.18
Clinton	111,250	1245	89.36
Monroe	746,913	2842	262.81
Evansville	31,936	1532	20.85
Milton	371,230	2844	130.53
Brighton #1	9,300	160	58.13
East Troy	33,225	1823	18.23
Linn J6	7,995	106	75.42
Janesville	1,044,654	10,419	100.26
McFarland	74,258	1987	37.37
Wheatland J1	60,625	535	113.32
Marshall	43,183	1086	39.76
TOTAL	\$4,161,410	32,844	\$ 126.70

Table 4
TEACH Telecommunications Access Program for CESA #2

1. New Data Lines

Annual TEACH New Data Line Subsidy \$ 178,200
(33 x \$540/month x 10 months for 97-98)

Star Center Elementary	\$5,400
Middleton	5,400
Oregon	5,400
Waunakee	5,400
Belleville	5,400
Beloit	5,400
Beloit-Turner	5,400
Central/Westosha UHS	5,400
Clinton	5,400
DeForest	5,400
East Troy	5,400

Evansville	5,400
McFarland	5,400
Milton	5,400
Monticello	5,400
Mount Horeb	5,400
Parkview	5,400
Stoughton	5,400
Union Grove UHS	5,400
Verona	5,400
Waterloo	5,400
Watertown	5,400
Wisconsin Heights	5,400
Bristol #1	5,400
Linn Jt 6	5,400
Randall Jt 1	5,400
Salem Jt 2	5,400
Salem Jt 7	5,400
Sharon Jt 11	5,400
Silver Lake Jt 1	5,400
Walworth Jt 1	5,400
Waterford Jt 1	5,400
Wheatland Jt 1	5,400

2. New Video Links

Annual TEACH New Video Link Subsidy \$ 352,011
 $[(\$2,064 \times 10) + (\$2,601 \times 10) + (\$2,938 \times 10) + (\$2,064 \times 10)$
 $+ (\$2,973 \times 10) + (\$2,391 \times 10) + (\$2,672 \times 10) + (\$2,113 \times 10)$
 $+ (\$2,683 \times 10) + (\$2,013 \times 10) + (\$3,157 \times 10) + (\$2,121 \times 10)$
 $+ (\$2,064 \times 10) + (\$3,341 \times 10) = 352,011]$

Badger High School	\$20,641
Big Foot UHS	26,018
Brodhead	29,384
Delavan-Darien	20,641
Elkhorn	29,738
Marshall	23,915
McFarland	26,729
Middleton-Cross Plains	21,131
Oregon	26,834
Stoughton	20,133
Waterford UHS	31,572
Waunakee	21,215
Williams Bay	20,641
Wilmot UHS	33,419


3. Existing Data Line Grants

TEACH Existing Data Line Grant \$ 16,371

Edgewood High School	\$3,450
Luther Preparatory	8,751
Juda	1,402
Madison Metropolitan	2,768
4. Existing Video Link Grants	
TEACH Existing Video Link Grants	\$ 265,360
Cambridge	\$29,680
Deerfield	29,680
Fort Atkinson	29,680
Jefferson	28,660
Johnson Creek	29,660
Lake Mills	29,680
Palmyra-Eagle	29,680
Sun Prairie	28,960
Whitewater	29,680

Table 5
TEACH Training and Technical Assistance Grants for CESA #2

CESA #2 TOTAL **\$ 957,904**



STATE OF WISCONSIN
 TEACH WISCONSIN
 101 East Wilson Street, Madison, Wisconsin

TOMMY G. THOMPSON
 GOVERNOR
 DORIS J. HANSON
 Executive Director

Mailing Address:
 Post Office Box 8761
 Madison, WI 53708-8761

Phone: 608-261-7437
 Fax: 608-261-7420
 Web Site:

www.teachwi.state.wi.us



TEACH Wisconsin
CESA #3 Funding
January 1999

TOTAL AMOUNT OF TEACH Funding: **\$3,382,645**
 Total 1997-98 CESA 3 Enrollment: 24,479
Total Per Pupil TEACH Funding: **\$ 138.19**

Table 1
Total Funding by TEACH Program

(1)	TEACH Block Grants:	\$2,461,357
	• 1997-98	\$1,160,271 – per pupil = \$47.40
	• 1998-99	\$1,301,086 – per pupil = \$53.15
(2)	TEACH Wiring Loans	\$ 338,849
(3)	Annual TEACH New Data Line Subsidy	75,600
(4)	Annual TEACH New Video Link Subsidy	41,059
(5)	Annual TEACH Existing Data Line Grants	00
(6)	Annual TEACH Existing Video Link Grants	165,780
(7)	TEACH Training and Technical Assistance Grants	300,000

Table 2
TEACH Block Grants for CESA #3

District Name	1997-98 Total	1998-99 Total (Estimate)
Argyle	\$30,342	\$19,903
Barneveld	\$31,068	\$22,307
Belmont	\$31,216	\$20,115
Benton	\$29,702	\$26,645
Black Hawk	\$34,404	\$38,238
Boscobel	\$40,018	\$72,399
Cassville	\$32,348	\$23,723
Cuba City	\$41,556	\$43,467
Darlington	\$39,328	\$49,667
Dodgeville	\$34,450	\$44,188
Fennimore	\$38,676	\$56,385
Highland	\$30,773	\$26,998
Iowa-Grant	\$39,722	\$61,854
Ithaca	\$30,490	\$23,638
Kickapoo	\$34,762	\$33,840
Lancaster	\$45,114	\$69,073
Mineral Point	\$37,050	\$36,853

North Crawford	\$36,164	\$47,762
Pecatonica	\$33,346	\$30,430
Platteville	\$58,432	\$74,158
Potosi	\$31,844	\$31,839
Prairie du Chien	\$49,668	\$56,566
Richland	\$58,030	\$86,789
River Ridge	\$36,682	\$40,341
River Valley	\$50,752	\$56,366
Riverdale	\$39,858	\$58,444
Seneca	\$31,856	\$29,300
Shullsburg	\$32,484	\$26,444
Southwestern	\$37,618	\$34,782
Wauzeka-Steuben	\$30,834	\$35,411
Weston	\$31,684	\$23,161
GRAND TOTAL	\$1,160,271	\$1,301,086

Table 3
TEACH Wiring Loans for CESA #3

<i>School District</i>	<i>Total Loan</i>	<i>Enrollment</i>	<i>Loan/Pupil</i>
Argyle	\$ 16,085	378	\$ 42.55
Darlington	70,615	947	74.57
Iowa-Grant	39,245	1,031	38.06
Ithaca	26,303	370	71.09
River Valley	156,211	1,612	96.91
Seneca	30,390	438	69.38
TOTAL	\$338,849	4,776	\$ 70.95

Table 4
TEACH Telecommunications Access Program for CESA #3

1. New Data Lines


Annual TEACH New Data Line Subsidy \$ 75,600
(14 x \$540/month x 10 months for 97-98)

Argyle:	\$5,400
Belmont:	5,400
Benton:	5,400
Black Hawk:	5,400
Boscobel:	5,400
Cuba City:	5,400
Fennimore:	5,400
Highland:	5,400
Kickapoo:	5,400
Potosi:	5,400
Prairie du Chien:	5,400
Richland:	5,400

River Ridge:	5,400
Seneca:	5,400
2. New Video Links	
Annual TEACH New Video Link Subsidy [(\$4,105.94 x 10)]	\$ 41,059
Cassville	\$41,059
3. Existing Data Line Grants	
TEACH Existing Data Line Grant	\$ 0.00
4. Existing Video Link Grants	
TEACH Existing Video Link Grants	\$ 165,780
Barneveld	\$18,090
Cuba City	15,883
Darlington	15,880
Iowa-Grant	15,880
Mineral Point	17,327
Platteville	15,880
River Valley	19,500
Riverdale	15,580
Shullsburg	15,880
Southwestern	15,880

Table 5
TEACH Training and Technical Assistance Grants for CESA #3

CESA #3 TOTAL **\$ 300,000**



STATE OF WISCONSIN
 TEACH WISCONSIN
 101 East Wilson Street, Madison, Wisconsin

TOMMY G. THOMPSON
 GOVERNOR
 DORIS J. HANSON
 Executive Director

Mailing Address:
 Post Office Box 8761
 Madison, WI 53708-8761

Phone: 608-261-7437
 Fax: 608-261-7420
 Web Site:
www.teachwi.state.wi.us



TEACH Wisconsin
CESA #4 Funding
January 1999

TOTAL AMOUNT OF TEACH Funding: \$4,426,612
 Total 1997-98 CESA #4 Enrollment: 37,153
Total Per Pupil TEACH Funding: \$ 119.15

Table 1
Total Funding by TEACH Program

(1)	TEACH Block Grants:	\$3,223,573
	• 1997-98	\$1,392,407 – per pupil = \$37.48
	• 1998-99	\$1,831,166 – per pupil = \$49.28
(2)	TEACH Wiring Loans	\$ 219,919
(3)	Annual TEACH New Data Line Subsidy	37,800
(4)	Annual TEACH New Video Link Subsidy	387,000
(5)	Annual TEACH Existing Data Line Grants	0
(6)	Annual TEACH Existing Video Link Grants	80,659
(7)	TEACH Training and Technical Assistance Grants	477,675

Table 2
TEACH Block Grants for CESA #4

District Name	1997-98 Total	1998-99 Total (Estimate)
Alma	\$31,118	\$26,413
Alma Center	\$32,928	\$41,032
Arcadia	\$43,834	\$40,509
Bangor	\$36,522	\$38,813
Black River Falls	\$59,541	\$88,910
Blair-Taylor	\$37,088	\$45,305
Cashton	\$39,476	\$33,560
Cochrane-Fountain	\$36,448	\$39,792
DeSoto	\$36,238	\$31,951
Elroy-Kendall-Wilton	\$40,006	\$62,136
Galesville-Etrick	\$47,835	\$81,674
Hillsboro	\$37,568	\$38,085
Holmen	\$93,372	\$164,112
Independence	\$32,114	\$23,667
LaCrosse	\$209,439	\$266,413
LaFarge	\$30,748	\$24,634
Melrose-Mindoro	\$35,968	\$45,856

Norwalk-Ontario	\$34,036	\$32,230
Onalaska	\$77,811	\$98,315
Sparta	\$91,065	\$169,700
Tomah	\$93,618	\$145,164
Viroqua	\$47,576	\$67,202
West Salem	\$48,720	\$79,280
Westby	\$47,710	\$71,371
Whitehall	\$38,098	\$52,086
Wonewoc-Union	\$33,530	\$22,956
GRAND TOTAL	\$1,392,407	\$1,831,166

Table 3
TEACH Wiring Loans for CESA #4

<i>School District</i>	<i>Total Loan</i>	<i>Enrollment</i>	<i>Loan/Pupil</i>
Alma	\$81,588	563	\$ 144.92
DeSoto	54,787	641	85.47
LaCrosse	2,147,103	7959	269.77
Westby	302,250	1259	240.07
Wonewoc-Union	81,650	461	177.11
TOTAL	\$2,667,378	10,883	\$ 245.10

Table 4
TEACH Telecommunications Access Program for CESA #4

1. New Data Lines

Annual TEACH New Data Line Subsidy \$ 37,800
(7 x \$540/month x 10 months for 97-98)

Luther High School	\$5,400
Wonewoc	5,400
Alma	5,400
Cochrane-Fountain City	5,400
LaFarge	5,400
Melrose-Mindoro	5,400
Tomah	5,400

2. New Video Links


Annual TEACH New Video Link Subsidy \$ 387,000
 $[(\$1,840 \times 10) + (\$3,408 \times 10) + (\$2,459 \times 10) + (\$4,460 \times 10) + (\$4,460 \times 10) + (\$3,027 \times 10) + (\$1,834 \times 10) + (\$1,834 \times 10) + (\$2,579 \times 10) + (\$1,917 \times 10) + (\$2,382 \times 10) + (\$3,028 \times 10) + (\$1,824 \times 10) + (\$3,648 \times 10) = 386,990]$

Cooperative Ed Svc Agency #4	\$18,400
Bangor	34,080

Cashton	24,590
DeSoto	44,600
Hillsboro	44,600
Holmen	30,270
LaCrosse	18,340
LaCrosse	18,340
Norwalk-Ontario	25,790
Onalaska	19,170
Sparta	23,820
Viroqua	30,280
West Salem	18,240
Westby	36,480
3. Existing Data Line Grants	
TEACH Existing Data Line Grant	\$ 0.00
4. Existing Video Link Grants	
TEACH Existing Video Link Grants	\$ 80,659
Alma Center	\$8,333
Arcadia	8,330
Black River Falls	19,500
Blair-Taylor	8,333
Elroy-Kendall-Wilton	19,500
Independence	8,330
Whitehall	8,333

Table 5
TEACH Training and Technical Assistance Grants for CESA #4

CESA #4 TOTAL \$ **477,675**



STATE OF WISCONSIN
 TEACH WISCONSIN
 101 East Wilson Street, Madison, Wisconsin

TOMMY G. THOMPSON
 GOVERNOR
 DORIS J. HANSON
 Executive Director

Mailing Address:
 Post Office Box 8761
 Madison, WI 53708-8761

Phone: 608-261-7437
 Fax: 608-261-7420
 Web Site:

www.teachwi.state.wi.us



**TEACH Wisconsin
 CESA #5 Funding
 January 1999**

TOTAL AMOUNT OF TEACH Funding: \$7,365,960
 Total 1997-98 CESA #5 Enrollment: 58,946
Total Per Pupil TEACH Funding: \$ 124.97

**Table 1
 Total Funding by TEACH Program**

(1)	TEACH Block Grants:	\$4,057,766
	• 1997-98	\$1,832,594 – per pupil = \$31.09
	• 1998-99	\$2,225,172 – per pupil = \$37.74
(2)	TEACH Wiring Loans	\$ 2,282,668
(3)	Annual TEACH New Data Line Subsidy	102,600
(4)	Annual TEACH New Video Link Subsidy	82,713
(5)	Annual TEACH Existing Data Line Grants	3,480
(6)	Annual TEACH Existing Video Link Grants	212,190
(7)	TEACH Training and Technical Assistance Grants	624,543

**Table 2
 TEACH Block Grants for CESA #5**

District Name	1997-98 Total	1998-99 Total (Estimate)
Adams-Friendship	\$46,699	\$68,974
Almond-Brancoft	\$33,482	\$23,752
Auburndale	\$40,238	\$56,933
Baraboo	\$77,392	\$105,333
Cambria-Friesland	\$32,472	\$25,624
Columbus	\$36,437	\$41,921
Fall River	\$31,094	\$23,582
Iola-Scandinavia	\$37,384	\$34,534
Lodi	\$38,516	\$48,262
Marshfield	\$127,339	\$166,743
Mauston	\$55,022	\$80,255
Montello	\$21,464	\$27,272
Necedah	\$35,996	\$30,479
Nekoosa	\$39,019	\$48,986
New Lisbon	\$35,918	\$36,289
Pardeeville	\$41,914	\$41,316
Pittsville	\$36,350	\$44,827

Port Edwards	\$18,723	\$22,142
Portage	\$70,193	\$95,439
Poynette	\$34,413	\$41,039
Princeton	\$17,691	\$17,511
Randolph	\$28,026	\$21,981
Reedsburg	\$65,221	\$89,803
Rio	\$33,026	\$28,079
Rosholt	\$37,038	\$37,418
Sauk-Prairie	\$67,414	\$81,683
Stevens Point	\$241,725	\$305,115
Tomorrow River	\$40,078	\$40,984
Tri-County	\$22,174	\$28,307
Waupaca	\$68,081	\$93,381
Wautoma	\$44,516	\$55,480
Westfield	\$39,872	\$48,890
Wild Rose	\$19,961	\$20,417
WI Dells	\$41,625	\$40,753
WI Rapids	\$176,081	\$251,668
GRAND TOTAL	\$1,832,594	\$2,225,178

Table 3
TEACH Wiring Loans for CESA #5

<i>School District</i>	<i>Total Loan</i>	<i>Enrollment</i>	<i>Loan/Pupil</i>
Adams-Friendship	\$127,159	2065	\$ 61.58
Cambria-Friesland	32,785	525	62.45
Columbus	32,875	1212	27.12
Marshfield	103,284	4300	24.02
Montello	45,700	873	52.35
Pardeeville	184,429	1012	182.24
Sauk Prairie	103,469	2544	40.67
Stevens Point	727,873	8360	87.07
Tomorrow River	62,595	943	66.38
Tri-County	130,699	824	158.62
WI Rapids	731,800	6142	119.15
TOTAL	\$2,282,668	28,800	\$ 79.26

Table 4
TEACH Telecommunications Access Program for CESA #5

I. New Data Lines

Annual TEACH New Data Line Subsidy \$ 102,600
(19 x \$540/month x 10 months for 97-98)

St. Aloysius Grade School	\$5,400
St. Vincent De Paul School	5,400
Columbus High School - Marshfield	5,400
Baraboo	5,400

Columbus	5,400
Fall River	5,400
Marshfield	5,400
Montello	5,400
Pittsville	5,400
Port Edwards	5,400
Poynette	5,400
Princeton	5,400
Reedsburg	5,400
Rio	5,400
Sauk Prairie	5,400
Tomorrow River	5,400
Wild Rose	5,400
WI Dells	5,400
WI Rapids	5,400

2. New Video Links

Annual TEACH New Video Link Subsidy \$ 82,713
[($\$2,064 \times 10$) + ($\$3,409 \times 10$) + ($\$2,798 \times 10$) = 82,713]

New Test Baptist Church School	\$20,640
Almond-Bancroft	34,097
Westfield	27,976

3. Existing Data Line Grants

TEACH Existing Data Line Grant \$ 3,480
($\$348 \times 10$)

Cambris-Friesland	\$3,480
-------------------	---------

4. Existing Video Link Grants

TEACH Existing Video Link Grants \$ 212,190


Adams-Friendship	\$19,500
Iola-Scandinavia	19,590
Mauston	19,500
New Lisbon	19,500
Pardeeville	19,500
Portage	19,500
Randolph	19,500
Rosholt	36,420
Waupaca	19,590
Wautoma	19,590

Table 5
TEACH Training and Technical Assistance Grants for CESA #5

CESA #5 TOTAL

\$ 624,543

Prepared by Gordon P. Hanson, IT Management Consultant, TEACH Wisconsin, March 22, 1999



STATE OF WISCONSIN
 TEACH WISCONSIN
 101 East Wilson Street, Madison, Wisconsin

TOMMY G. THOMPSON
 GOVERNOR
 DORIS J. HANSON
 Executive Director

Mailing Address:
 Post Office Box 8761
 Madison, WI 53708-8761

Phone: 608-261-7437
 Fax: 608-261-7420
 Web Site:

www.teachwi.state.wi.us



**TEACH Wisconsin
 CESA #6 Funding
 January 1999**

TOTAL AMOUNT OF TEACH Funding: \$ 8,459,935
 Total 1997-98 CESA #6 Enrollment: 99,614
Total Per Pupil TEACH Funding: \$ 84.93

**Table 1
 Total Funding by TEACH Program**

(1)	TEACH Block Grants:	\$6,340,165
	• 1997-98	\$2,862,250— per pupil = \$28.73
	• 1998-99	\$3,477,915— per pupil = \$34.91
(2)	TEACH Wiring Loans	\$ 742,746
(3)	Annual TEACH New Data Line Subsidy	102,600
(4)	Annual TEACH New Video Link Subsidy	337,439
(5)	Annual TEACH Existing Data Line Grants	16,270
(6)	Annual TEACH Existing Video Link Grants	333,030
(7)	TEACH Training and Technical Assistance Grants	587,685

**Table 2
 TEACH Block Grants for CESA #6**

District Name	1997-98 Total	1998-99 Total (Estimate)
Appleton	\$358,760	\$454,227
Beaver Dam	\$97,987	\$124,826
Berlin	\$62,417	\$89,137
Campbellsport	\$65,018	\$58,054
Dodgeland	\$41,088	\$40,997
Erin	\$11,014	\$12,671
Fond du Lac	\$180,776	\$239,168
Freedom	\$51,292	\$58,618
Green Lake	\$12,421	\$10,390
Hartford J1	\$44,290	\$51,914
Hartford UHS	\$42,713	\$53,428
Herman #22	\$18,135	\$8,883
Horicon	\$51,218	\$58,360
Hortonville	\$65,187	\$80,997
Hustisford	\$17,287	\$17,667
Kaukauna	\$98,428	\$137,970

Kewaskum	\$55,775	\$62,832
Kimberly	\$68,412	\$90,258
Little Chute	\$52,302	\$57,718
Lomira	\$43,796	\$45,220
Manawa	\$37,900	\$53,079
Markesan	\$33,594	\$40,574
Mayville	\$49,091	\$50,367
Menasha	\$99,055	\$125,556
Neenah	\$156,110	\$180,868
Neosho J3	\$21,726	\$13,591
New London	\$75,153	\$103,828
North Fond du Lac	\$46,578	\$59,461
Oakfield	\$35,906	\$35,522
Omro	\$44,534	\$59,597
Oshkosh	\$242,805	\$337,357
Richfield J1	\$14,070	\$14,280
Rich J11/Friess Lake	\$9,906	\$9,856
Ripon	\$51,810	\$61,484
Rosendale-Brandon	\$44,178	\$50,309
Rubicon J6	\$27,388	\$10,386
Shiocton	\$36,644	\$48,098
Slinger	\$64,142	\$84,719
Waupun	\$72,044	\$97,624
West Bend	\$174,749	\$186,931
Weyauwega-Fremont	\$44,560	\$45,708
Winneconne	\$41,991	\$55,385
GRAND TOTAL	\$2,862,250	\$3,477,915

Table 3
TEACH Wiring Loans for CESA #6

<i>School District</i>	<i>Total Loan</i>	<i>Enrollment</i>	<i>Loan/Pupil</i>
Rosenbale-Brandon	\$ 133,902	1093	122.51
Little Chute	67,515	1360	49.64
Beaver Dam	90,675	3394	26.72
Hartford J1	90,038	465	193.63
Hustisford	108,404	1544	70.21
Lomira	153,853	1062	144.87
Ripon	41,051	1659	27.74
Friess Lake	57,308	250	229.23
TOTAL	\$742,746	10,827	\$ 68.60

Table 4
TEACH Telecommunications Access Program for CESA #6

1. New Data Lines

Annual TEACH New Data Line Subsidy \$ 102,600
(19 x \$540/month x 10 months for 97-98)

Emanuel Evang Lutheran School	\$5,400
Holy Angels Grade School	5,400
Holy Trinity Grade School	5,400
Saint Frances Cabrini School	5,400
Saint Marys Springs High School	5,400
Brandon Elementary School	5,400
Berlin High School	5,400
Green Lake High School	5,400
Horace Mann High School	5,400
Laconia High School	5,400
Markesan High School	5,400
Oakfield High School	5,400
Ripon High School	5,400
Campbellsport	5,400
Dodgeland	5,400
Kewaskum	5,400
Waupun	5,400
Friess Lake	5,400
Richfield J1	5,400

2. New Video Links

Annual TEACH New Video Link Subsidy \$ 337,439

[($\$2,064 \times 10$) + ($\$2,064 \times 10$) + ($\$2,013 \times 10$) + ($\$2,013 \times 10$)
+ ($\$2,013 \times 10$) + ($\$2,064 \times 10$) + ($\$3,603 \times 10$) + ($\$3,308 \times 10$)
+ ($\$2,782 \times 10$) + ($\$2,064 \times 10$) + ($\$2,013 \times 10$) + ($\$2,701 \times 10$)
+ ($\$2,013 \times 10$) + ($\$2,952 \times 10$) = 337,439]

CESA #6	\$20,641
Beaver Dam	20,641
Berlin	20,133
Fond du Lac	20,133
Green Lake	20,133
Horicon	20,641
Hustisford	36,032
Lomira	33,809
Markesan	27,825
Mayville	20,641
North Fond du Lac	20,133
Oakfield	27,015
Ripon	20,133
Rosendale-Brandon	29,529

3. Existing Data Line Grants

TEACH Existing Data Line Grant \$ 16,270

Hustisford UHS	\$6,300
West Bend	2,500
Hartford J1	7,470

4. Existing Video Link Grants

TEACH Existing Video Link Grants \$ 333,030


Lourdes Academy	\$19,590
Xavier High School	19,590
Appleton	19,590
Freedom	19,590
Hortonville	19,590
Kaukauna	19,590
Kimberly	19,590
Little Chute	19,590
Manawa	19,590
Menasha	19,590
Neenah	19,590
New London	19,590
Omro	19,590
Oshkosh	19,590
Shiocton	19,590
Weyuawega-Fremont	19,590
Winneconne	19,590

Table 5

TEACH Training and Technical Assistance Grants for CESA #6

CESA #6 TOTAL \$ 587,685

Prepared by Gordon P. Hanson, IT Management Consultant, TEACH Wisconsin, March 22, 1999



STATE OF WISCONSIN
 TEACH WISCONSIN
 101 East Wilson Street, Madison, Wisconsin

TOMMY G. THOMPSON
 GOVERNOR
 DORIS J. HANSON
 Executive Director

Mailing Address:
 Post Office Box 8761
 Madison, WI 53708-8761

Phone: 608-261-7437
 Fax: 608-261-7420
 Web Site:

www.teachwi.state.wi.us



**TEACH Wisconsin
 CESA #7 Funding
 January 1999**

TOTAL AMOUNT OF TEACH Funding: \$7,539,969
 Total 1997-98 CESA #7 Enrollment: 84,264
Total Per Pupil TEACH Funding: \$ 89.48

**Table 1
 Total Funding by TEACH Program**

(1)	TEACH Block Grants:	\$2,264,842
	• 1997-98	\$2,449,804— per pupil = \$29.07
	• 1998-99	\$3,057,487— per pupil = \$36.29
(2)	TEACH Wiring Loans	\$ 4,299,968
(3)	Annual TEACH New Data Line Subsidy	86,400
(4)	Annual TEACH New Video Link Subsidy	271,220
(5)	Annual TEACH Existing Data Line Grants	0
(6)	Annual TEACH Existing Video Link Grants	117,540
(7)	TEACH Training and Technical Assistance Grants	499,999

**Table 2
 TEACH Block Grants for CESA #7**

District Name	1997-98 Total	1998-99 Total (Estimate)
Algoma	\$39,784	\$34,472
Ashwaubenon	\$71,730	\$93,102
Brillion	\$41,926	\$41,316
Cedar Grove-Bel	\$26,057	\$32,814
Chilton	\$48,510	\$63,077
Denmark	\$53,152	\$71,759
DePere	\$67,847	\$85,759
Elkhart Lake-Glen	\$20,854	\$21,927
Gibraltar	\$16,178	\$11,015
Green Bay	\$502,051	\$612,858
Hilbert	\$36,066	\$26,226
Howards Grove	\$40,940	\$48,646
Howard-Suamico	\$95,554	\$152,934
Kewaunee	\$45,532	\$50,370
Kiel	\$50,098	\$63,997
Kohler	\$13,419	\$14,111
Luxemburg-Casco	\$57,238	\$71,136

Manitowoc	\$153,303	\$193,554
Mishicot	\$47,710	\$49,420
New Holstein	\$51,055	\$52,212
Oostberg	\$30,254	\$34,872
Plymouth	\$73,886	\$99,059
Pulaski	\$89,185	\$135,887
Random Lake	\$37,321	\$42,948
Reedsville	\$40,374	\$30,114
Sevastopol	\$19,343	\$15,057
Seymour	\$76,824	\$127,179
Sheboygan	\$263,484	\$371,413
Sheboygan Falls	\$53,089	\$60,253
Southern Door	\$32,425	\$39,618
Stockbridge	\$11,267	\$13,579
Sturgeon Bay	\$41,857	\$50,121
Two Rivers	\$72,187	\$109,687
Valders	\$44,018	\$45,033
Washington Is	\$7,262	\$6,285
West Depere	\$45,594	\$50,866
Wrightstown	\$32,430	\$34,811
GRAND TOTAL	\$2,449,804	\$3,057,487

Table 3
TEACH Wiring Loans for CESA #7

<i>School District</i>	<i>Total Loan</i>	<i>Enrollment</i>	<i>Loan/Pupil</i>
DePere	\$169,302	2475	\$ 68.40
Gibraltar	76,690	749	102.39
Green Bay	786,189	19,941	39.43
Howard-Suamico	531,732	3962	134.21
Manitowoc	981,845	5768	170.22
Plymouth	489,134	2576	189.88
Pulaski	774,129	3176	243.74
Reedsville	184,706	721	256.18
Sevastopol	28,386	670	42.37
Sheboygan	277,855	10,213	27.21
TOTAL	\$4,299,968	50,251	\$ 85.57

Table 4
TEACH Telecommunications Access Program for CESA #7

1. New Data Lines

Annual TEACH New Data Line Subsidy \$ 86,400
(16 x \$540/month x 10 months for 97-98)

Sheboygan County Christian	\$5,400
Ashwaubenon	5,400
Cedar Grove-Belgium	5,400

DePere	5,400
Denmark	5,400
Green Bay	5,400
Howard-Suamico	5,400
Luxebug-Casco	5,400
Manitowoc	5,400
Mishicot	5,400
Oostburg	5,400
Plymouth	5,400
Reedsville	5,400
Sheboygan Falls	5,400
Two Rivers	5,400
Valders	5,400

2. New Video Links

Annual TEACH New Video Link Subsidy \$ 271,220

[($\$2,064 \times 10$) + ($\$2,064 \times 10$) + ($\$2,998 \times 10$) + ($\$2,064 \times 10$)
+ ($\$2,951 \times 10$) + ($\$3,228 \times 10$) + ($\$2,064 \times 10$) + ($\$2,735 \times 10$)
+ ($\$2,064 \times 10$) + ($\$4,888 \times 10$) = 271,220]

Notre Dame Academy	\$20,641
Algoma	20,641
Gibraltar	29,986
Kawaunee	20,641
New Holstein	29,510
Pulaski	32,280
Sevastopol	20,641
Southern Door	27,354
Sturgeon Bay	20,641
Washington Is	48,885

3. Existing Data Line Grants

TEACH Existing Data Line Grant \$ 0.00

4. Existing Video Link Grants

TEACH Existing Video Link Grants \$ 117,540


Brillion	\$19,590
Chilton	19,590
Kiel	19,590
Seymour	19,590
Stockbridge	19,590
Wrightstown	19,590

Table 5
TEACH Training and Technical Assistance Grants for CESA #7

CESA #7 TOTAL

\$ 499,999

Prepared by Gordon P. Hanson, IT Management Consultant, TEACH Wisconsin, March 22, 1999



STATE OF WISCONSIN
 TEACH WISCONSIN
 101 East Wilson Street, Madison, Wisconsin

TOMMY G. THOMPSON
 GOVERNOR
 DORIS J. HANSON
 Executive Director

Mailing Address:
 Post Office Box 8761
 Madison, WI 53708-8761

Phone: 608-261-7437
 Fax: 608-261-7420
 Web Site:
www.teachwi.state.wi.us



TEACH Wisconsin
CESA #8 Funding
January 1999

TOTAL AMOUNT OF TEACH Funding:	\$3,834,271
Total 1997-98 CESA #8 Enrollment:	26,537
Total Per Pupil TEACH Funding:	\$ 144.49

Table 1
Total Funding by TEACH Program

(1)	TEACH Block Grants:	\$2,264,833
	• 1997-98	\$989,286 – per pupil = \$37.28
	• 1998-99	\$1,275,553 – per pupil = \$48.07
(2)	TEACH Wiring Loans	\$ 473,610
(3)	Annual TEACH New Data Line Subsidy	21,600
(4)	Annual TEACH New Video Link Subsidy	31,900
(5)	Annual TEACH Existing Data Line Grants	0
(6)	Annual TEACH Existing Video Link Grants	542,748
(7)	TEACH Training and Technical Assistance Grants	499,580

Table 2
TEACH Block Grants for CESA #8

District Name	1997-98 Total	1998-99 Total (Estimate)
Beecher-Dunbar-Pem	\$18,141	\$16,289
Bonduel	\$34,949	\$38,149
Bowler	\$33,728	\$52,286
Clintonville	\$55,892	\$86,778
Coleman	\$40,706	\$37,761
Crandon	\$43,440	\$43,920
Crivitz	\$25,018	\$31,360
Florence	\$38,958	\$38,824
Gillette	\$36,904	\$50,215
Goodman-Armstrong	\$28,496	\$15,503
Laona	\$30,454	\$22,032
Lena	\$33,322	\$26,435
Marinette	\$84,214	\$135,972
Marion	\$36,608	\$37,611
Menominee Indian	\$48,204	\$74,309
Niagara	\$34,847	\$42,889
Oconto	\$46,320	\$81,059

Oconto Falls	\$51,613	\$83,872
Peshigo	\$39,772	\$63,930
Shawano-Gresham	\$75,592	\$102,967
Suring	\$20,239	\$24,312
Tigerton	\$30,970	\$26,480
Wabeno	\$18,704	\$20,550
Wausaukee	\$22,481	\$27,626
White Lake	\$11,261	\$11,900
Wittenberg-Birnamwood	\$48,453	\$82,524
GRAND TOTAL	\$989,286	\$1,275,553

**Table 3
TEACH Wiring Loans for CESA #8**

<i>School District</i>	<i>Total Loan</i>	<i>Enrollment</i>	<i>Loan/Pupil</i>
Tigerton	\$113,919	419	\$ 271.88
Marinette	80,996	2847	28.45
Oconto Falls	43,125	1945	22.17
Wittenberg-Birn	235,570	1505	156.52
TOTAL	\$473,610	6,716	\$ 70.52


**Table 4
TEACH Telecommunications Access Program for CESA #8**

1. New Data Lines	
Annual TEACH New Data Line Subsidy (4 x \$540/month x 10 months for 97-98)	\$ 21,600
Florence	\$5,400
Marinette	5,400
Shawano-Gresham	5,400
Shawano-Gresham	5,400
2. New Video Links	
Annual TEACH New Video Link Subsidy [(\$3,190 x 10) = 31,900]	\$ 31,900
White Lake	\$31,900
3. Existing Data Line Grants	
TEACH Existing Data Line Grant	\$ 0.00

4. Existing Video Link Grants		
TEACH Existing Video Link Grants		\$ 542,748
Beecher-Dunbar-Pembine	\$20,128	
Bonduel	36,420	
Bowler	36,420	
Clintonville	36,420	
Colemen	18,560	
Crandon	20,128	
Crivitz	18,560	
Gillette	18,560	
Goodman-Armstrong	20,128	
Laona	20,128	
Lena	18,560	
Marion	36,420	
Menominee Indian	36,420	
Niagara	20,128	
Oconto Falls	18,560	
Oconto	18,560	
Peshtigo	18,560	
Suring	18,560	
Tigerton	36,420	
Wabeno	20,128	
Wausaukee	18,560	
Wittenberg-Biramwood	36,420	

Table 5
TEACH Training and Technical Assistance Grants for CESA #8

CESA #8 TOTAL \$ 499,580



STATE OF WISCONSIN
 TEACH WISCONSIN
 101 East Wilson Street, Madison, Wisconsin

TOMMY G. THOMPSON
 GOVERNOR
 DORIS J. HANSON
 Executive Director

Mailing Address:
 Post Office Box 8761
 Madison, WI 53708-8761

Phone: 608-261-7437
 Fax: 608-261-7420
 Web Site:

www.teachwi.state.wi.us



TEACH Wisconsin
CESA #9 Funding
January 1999

TOTAL AMOUNT OF TEACH Funding:	\$4,802,259
Total 1997-98 CESA #9 Enrollment:	38,143
Total Per Pupil TEACH Funding:	\$ 125.90

Table 1
Total Funding by TEACH Program

(1) TEACH Block Grants:	\$2,574,626
• 1997-98	\$1,116,243— per pupil = \$29.27
• 1998-99	\$1,458,383— per pupil = \$38.24
(2) TEACH Wiring Loans	\$1,187,779
(3) Annual TEACH New Data Line Subsidy	64,800
(4) Annual TEACH New Video Link Subsidy	272,096
(5) Annual TEACH Existing Data Line Grants	00
(6) Annual TEACH Existing Video Link Grants	57,687
(7) TEACH Training and Technical Assistance Grants	645,271

Table 2
TEACH Block Grants for CESA #9

District Name	1997-98 Total	1998-99 Total (Estimate)
Antigo	\$91,915	\$143,750
Athens	\$37,494	\$36,533
Boulder Junction	\$8,292	\$7,043
DC Everest	\$130,420	\$198,326
Edgar	\$36,730	\$43,989
Elcho	\$13,719	\$11,905
Lac du Flambeau	\$14,081	\$14,465
Lakeland UHS	\$21,081	\$17,761
Marathon City	\$34,267	\$31,199
Merrill	\$99,468	\$156,194
Minocqua J1	\$17,600	\$14,429
Mosinee	\$57,694	\$83,369
Northland Pines	\$34,401	\$28,320
Phelps	\$8,888	\$8,477
Prentice	\$34,516	\$31,444
Rhinelanders	\$82,267	\$109,110
Rib Lake	\$35,141	\$40,845

Stratford	\$39,526	\$46,765
Three Lakes	\$19,721	\$18,147
Tomahawk	\$44,943	\$53,049
Wausau	\$236,625	\$345,244
Woodruff J1	\$17,454	\$18,019
GRAND TOTAL	\$1,116,243	\$1,458,383

**Table 3
TEACH Wiring Loans for CESA #9**

<i>School District</i>	<i>Total Loan</i>	<i>Enrollment</i>	<i>Loan/Pupil</i>
Antigo	\$325,650	3,121	\$ 104.34
Athens	44,582	581	76.73
DC Everest	492,523	4,892	100.68
Mosinee	43,621	2,021	21.58
Northland Pines	67,181	1,659	40.49
Prentice	129,347	594	217.76
Wausau	84,875	9,386	9.04
TOTAL	\$1,187,779	22,254	\$ 53.37

**Table 4
TEACH Telecommunications Access Program for CESA #9**

1. New Data Lines

Annual TEACH New Data Line Subsidy \$ 64,800
(12 x \$540/month x 10 months for 97-98)

CESA #9:	\$5,400
Athens:	5,400
D C Everest:	5,400
Edgar:	5,400
Marathon City:	5,400
Merrill:	5,400
Northland Pines:	5,400
Prentice:	5,400
Stratford:	5,400
Three Lakes:	5,400
Wausau 1:	5,400
Wausau 2:	5,400

2. New Video Links

Annual TEACH New Video Link Subsidy \$ 272,096


Antigo	\$29,410
Lakeland UHS	27,937
Mosinee	41,844

Rib Lake	41,698	
Boulder Junction Jt #1	43,541	
Lac du Flambeau Jt #1	28,838	
Minocqua Jt #1	32,604	
Woodruff Jt #1	26,224	
3. Existing Data Line Grants		
TEACH Existing Data Line Grant	\$	0.00
4. Existing Video Link Grants		
TEACH Existing Video Link Grants	\$	57,687
Elcho	\$20,129	
Phelps	18,779	
Tomahawk	18,779	

Table 5
TEACH Training and Technical Assistance Grants for CESA #9

CESA #9 TOTAL \$ 645,271

Prepared by Gordon P. Hanson, IT Management Consultant, TEACH Wisconsin, March 22, 1999



STATE OF WISCONSIN
 TEACH WISCONSIN
 101 East Wilson Street, Madison, Wisconsin

TOMMY G. THOMPSON
 GOVERNOR
 DORIS J. HANSON
 Executive Director

Mailing Address:
 Post Office Box 8761
 Madison, WI 53708-8761

Phone: 608-261-7437
 Fax: 608-261-7420
 Web Site:

www.teachwi.state.wi.us



**TEACH Wisconsin
 CESA #10 Funding
 January 1999**

TOTAL AMOUNT OF TEACH Funding: \$4,501,375
 Total 1997-98 CESA #10 Enrollment: 39,849
Total Per Pupil TEACH Funding: \$ 112.96

**Table 1
 Total Funding by TEACH Program**

(1)	TEACH Block Grants:	\$3,570,028
	• 1997-98	\$1,544,166 – per pupil = \$39.52
	• 1998-99	\$2,025,862 – per pupil = \$51.46
(2)	TEACH Wiring Loans	\$ 219,919
(3)	Annual TEACH New Data Line Subsidy	113,400
(4)	Annual TEACH New Video Link Subsidy	158,330
(5)	Annual TEACH Existing Data Line Grants	14,450
(6)	Annual TEACH Existing Video Link Grants	16,663
(7)	TEACH Training and Technical Assistance Grants	408,585

**Table 2
 TEACH Block Grants for CESA #10**

District Name	1997-98 Total	1998-99 Total (Estimates)
Abbotsford	\$35,512	\$40,692
Altoona	\$46,418	\$64,484
Augusta	\$40,424	\$46,578
Bloomer	\$47,490	\$60,177
Bruce	\$35,574	\$43,167
Cadott	\$39,932	\$71,388
Chippewa Falls	\$132,355	\$175,265
Colby	\$48,610	\$78,155
Cornell	\$34,588	\$44,805
Eau Claire	\$284,094	\$381,446
Eleva-Strum	\$35,032	\$43,824
Fall Creek	\$38,098	\$54,970
Flambeau	\$36,386	\$56,447
Gilman	\$34,822	\$43,961
Gilmanton	\$28,866	\$16,499
Granton	\$33,334	\$32,215
Greenwood	\$36,276	\$33,573

Ladysmith-Hawkins	\$48,419	\$87,266
Lake Holcombe	\$32,780	\$23,690
Loyal	\$36,890	\$43,299
Medford	\$85,163	\$132,661
Mondovi	\$41,778	\$67,389
Neillsville	\$45,778	\$69,595
New Auburn	\$30,034	\$18,442
Osseo-Fairchild	\$41,064	\$53,385
Owen-Withee	\$39,538	\$39,240
Spencer	\$40,830	\$60,464
Stanley-Boyd	\$46,183	\$86,827
Thorp	\$39,328	\$42,781
Weyerhaeuser	\$28,570	\$13,177
GRAND TOTAL	\$1,544,166	\$2,025,863

**Table 3
TEACH Wiring Loans for CESA #10**

<i>School District</i>	<i>Total Loan</i>	<i>Enrollment</i>	<i>Loan/Pupil</i>
Eleva-Strum	\$65,253	678	\$ 96.24
Lake Holcombe	81,305	513	158.49
Granton	73,361	398	184.32
TOTAL	\$219,919	1,589	\$ 138.40

**Table 4
TEACH Telecommunications Access Program for CESA #10**

1. New Data Lines

Annual TEACH New Data Line Subsidy
(21 x \$540/month x 10 months for 97-98)


\$ 113,400

Sacred Heart Grade School	\$5,400
Regis High School	5,400
Gilman	5,400
Altoona	5,400
Augusta	5,400
Bruce	5,400
Cadott	5,400
Chippewa Falls	5,400
Cornell	5,400
Fall Creek	5,400
Flambeau	5,400
Granton	5,400
Greenwood	5,400
Ladysmith-Hawkins	5,400
Loyal	5,400

Mondovi	5,400	
Neillesville	5,400	
Spencer	5,400	
Stanley-Boyd	5,400	
Thorp	5,400	
Weyerhaeuser	5,400	
2. New Video Links		
Annual TEACH New Video Link Subsidy	\$	158,330
[($\$2,531 \times 10$) + ($\$3,154 \times 10$) + ($\$3,397 \times 10$) + ($\$3,393 \times 10$) + ($\$3,358 \times 10$) = 158,330]		
Abbotsford	\$25,310	
Colby	31,540	
Gilman	33,970	
Medford	33,930	
Owen-Withee	33,580	
3. Existing Data Line Grants		
TEACH Existing Data Line Grant	\$	14,450
[($\$1,445 \times 10$ months)]		
Eau Claire	14,450	
4. Existing Video Link Grants		
TEACH Existing Video Link Grants	\$	16,663
Eleva-Strum	\$8,330	
Osseo-Fairchild	8,333	

Table 5
TEACH Training and Technical Assistance Grants for CESA #10

CESA #10 TOTAL \$ 408,585



STATE OF WISCONSIN
 TEACH WISCONSIN
 101 East Wilson Street, Madison, Wisconsin

TOMMY G. THOMPSON
 GOVERNOR
 DORIS J. HANSON
 Executive Director

Mailing Address:
 Post Office Box 8761
 Madison, WI 53708-8761

Phone: 608-261-7437
 Fax: 608-261-7420
 Web Site:

www.teachwi.state.wi.us



**TEACH Wisconsin
 CESA #11 Funding
 January 1999**

TOTAL AMOUNT OF TEACH Funding: \$5,803,828
 Total 1997-98 CESA #11 Enrollment: 47,770
 Total Per Pupil TEACH Funding: \$ 121.50

**Table 1
 Total Funding by TEACH Program**

(1)	TEACH Block Grants:	\$4,012,541
	• 1997-98	\$1,714,076-- per pupil = \$35.88
	• 1998-99	\$2,298,465 -- per pupil = \$48.12
(2)	TEACH Wiring Loans	\$ 945,257
(3)	Annual TEACH New Data Line Subsidy	54,000
(4)	Annual TEACH New Video Link Subsidy	00
(5)	Annual TEACH Existing Data Line Grants	00
(6)	Annual TEACH Existing Video Link Grants	492,030
(7)	TEACH Training and technical Assistance Grants	300,000

**Table 2
 TEACH Block Grants for CESA #11**

District Name	1997-98 Total	1998-99 Total (Estimates)
Amery	\$54,863	\$86,453
Baldwin-Woodville	\$44,350	\$64,907
Barron	\$54,875	\$95,169
Birchwood	\$11,293	\$11,881
Boyceville	\$38,356	\$68,585
Cameron	\$37,790	\$64,011
Chetek	\$43,624	\$49,658
Clayton	\$30,428	\$31,924
Clear Lake	\$35,636	\$49,724
Colfax	\$37,666	\$54,558
Cumberland	\$42,750	\$49,837
Durand	\$49,212	\$73,117
Elk Mound	\$36,608	\$53,621
Ellsworth	\$56,249	\$84,899
Elmwood	\$31,574	\$27,864
Frederic	\$36,238	\$40,352
Glenwood City	\$39,574	\$64,584

Grantsburg	\$40,952	\$63,565
Hudson	\$97,657	\$121,866
Luck	\$35,242	\$39,571
Menomonie	\$99,143	\$145,851
New Richmond	\$65,416	\$107,316
Osceola	\$51,686	\$83,776
Pepin	\$30,552	\$18,513
Plum City	\$31,020	\$21,046
Prairie Farm	\$31,648	\$35,437
Prescott	\$46,282	\$49,566
Rice Lake	\$82,378	\$126,731
River Falls	\$80,355	\$107,268
St. Croix Central	\$41,212	\$52,978
St. Croix Fall	\$41,826	\$44,339
Shell Lake	\$34,404	\$28,926
Siren	\$24,455	\$21,977
Somerset	\$42,000	\$47,898
Spooner	\$42,886	\$56,130
Spring Valley	\$38,786	\$44,039
Turtle Lake	\$23,286	\$25,043
Unity	\$31,983	\$43,408
Webster	\$19,821	\$18,351
GRAND TOTAL	\$1,714,076	\$2,298,465

Table 3
TEACH Wiring Loans for CESA #11

<i>School District</i>	<i>Total Loan</i>	<i>Enrollment</i>	<i>Loan/Pupil</i>
Amery	\$345,293	1,816	\$ 190.14
Boyceville	101,270	977	103.65
Glenwood City	122,227	871	140.33
New Richmond	99,891	2,395	41.71
Plum City	36,811	338	108.91
Prescott	94,925	1,164	81.55
Rice Lake	144,840	2,894	50.05
TOTAL	\$945,257	10,455	\$ 90.41

Table 4
TEACH Telecommunications Access Program for CESA #11

1. New Data Lines


Annual TEACH New Data Line Subsidy \$ 54,000
(10 x \$540/month x 10 months for 97-98)

Colfax:	\$5,400
Elk Mound:	5,400
Ellsworth:	5,400
Elmwood:	5,400

Glenwood City	5,400
New Richmond:	5,400
Prescott:	5,400
Rice Lake:	5,400
River Falls:	5,400
St. Croix Central	5,400
2. New Video Links	
Annual TEACH New Video Link Subsidy	\$ 0.00
3. Existing Data Line Grants	
TEACH Existing Data Line Grant	\$ 0.00
4. Existing Video Link Grants	
TEACH Existing Video Link Grants	\$ 492,030
Baldwin-Woodville	\$22,700
Barron	22,700
Birchwood	22,030
Boyceville	22,700
Cameron	22,700
Clear Lake	22,700
Cumberland	22,030
Frederic	22,030
Grantsburg	22,030
Luck	22,030
Osceola	22,700
Plum City	22,700
Prairie Farm	22,030
St. Croix Falls	22,700
Shell Lake	22,030
Siren	22,030
Somerset	22,700
Spooner	22,030
Spring Valley	22,700
Turtle Lake	22,030
Unity	22,700
Webster	22,030

Table 5
TEACH Training and Technical Assistance Grants for CESA #11

CESA #11 TOTAL **\$ 300,000**



STATE OF WISCONSIN
 TEACH WISCONSIN
 101 East Wilson Street, Madison, Wisconsin

TOMMY G. THOMPSON
 GOVERNOR
 DORIS J. HANSON
 Executive Director

Mailing Address:
 Post Office Box 8761
 Madison, WI 53708-8761

Phone: 608-261-7437
 Fax: 608-261-7420
 Web Site:

www.teachwi.state.wi.us



TEACH Wisconsin
CESA #12 Funding
January, 1999

TOTAL AMOUNT OF TEACH Funding:	\$2,624,182
Total 1997-98 CESA #12 Enrollment:	19,264
Total Per Pupil TEACH Funding:	\$ 136.22

Table 1
Total Funding by TEACH Program

(1) TEACH Block Grants:	\$1,643,031
• 1997-98	\$731,771 – per pupil = \$37.99
• 1998-99	\$911,260 – per pupil = \$47.30
(2) TEACH Wiring Loans	\$ 499,301
(3) Annual TEACH New Data Line Subsidy	21,600
(4) Annual TEACH New Video Link Subsidy	55,970
(5) Annual TEACH Existing Data Line Grants	1,400
(6) Annual TEACH Existing Video Link Grants	102,880
(7) TEACH Training and Technical Assistance Grants	300,000

Table 2
TEACH Block Grants for CESA #12

District Name	1997-98 Total	1998-99 (Estimates)
Ashland	\$85,607	\$161,556
Bayfield	\$16,870	\$18,731
Butternut	\$29,542	\$19,749
Drummond	\$16,199	\$15,137
Glidden	\$29,518	\$20,252
Hayward	\$54,898	\$48,621
Hurley	\$36,756	\$38,817
Maple	\$44,042	\$59,401
Mellen	\$30,994	\$30,918
Mercer	\$9,769	\$8,997
Northwood	\$12,099	\$11,478
Park Falls	\$31,697	\$36,807
Phillips	\$47,046	\$53,666
Solon Springs	\$31,080	\$20,599
South Shores	\$30,428	\$16,613
Superior	\$165,465	\$282,559

Washburn	\$36,904	\$48,509
Winter	\$22,857	\$18,850
GRAND TOTAL	\$731,771	\$911,260

Table 3
TEACH Wiring Loans for CESA #12

<i>School District</i>	<i>Total Loan</i>	<i>Enrollment</i>	<i>Loan/Pupil</i>
Hayward	\$228,423	2,061	\$ 110.83
Maple	30,599	1,346	22.73
Northwood	32,800	390	84.10
Washburn	138,589	834	166.17
Mellen	68,890	368	187.20
TOTAL	\$499,301	4,999	\$ 99.88

Table 4
TEACH Telecommunications Access Program for CESA #12

1. New Data Lines

Annual TEACH New Data Line Subsidy \$ 21,600
(4 x \$540/month x 10 months for 97-98)

Maple:	\$5,400
Glidden:	5,400
Phillips:	5,400
Park Falls:	5,400

2. New Video Links

Annual TEACH New Video Link Subsidy \$ 55,970
[((\$1,316 x 10) + (\$2,981 x 10) + (\$1,300 x 10) = 55,970)]

Lac Courte Oreilles College:	\$13,160
Hayward School District	29,810
CESA #12 Office	13,000

3. Existing Data Line Grants

TEACH Existing Data Line Grant \$ 1,400

Northwood School District	\$ 1,400
---------------------------	----------

4. Existing Video Link Grants

TEACH Existing Video Link Grants \$ 102,880

Washburn	\$17,110
Winter	17,330
Ashland	17,110

Drummond	17,110
Bayfield	17,110
South Shore	17,110

Table 5
TEACH Training and Technical Assistance Grants for CESA #12

CESA #12 TOTAL **\$ 300,000**

Prepared by Gordon P. Hanson, IT Management Consultant, TEACH Wisconsin, March 22, 1998