

THE STATE OF WISCONSIN

SENATE CHAIR
BRIAN BURKE

316-S Capitol
P.O. Box 7882
Madison, WI 53707-7882
Phone: (608) 266-8535



ASSEMBLY CHAIR
JOHN GARD

315-N Capitol
P.O. Box 8952
Madison, WI 53708-8952
Phone: (608) 266-2343

JOINT COMMITTEE ON FINANCE

April 28, 1999

Secretary Jon Litscher
Department of Corrections
149 E. Wilson St.
Madison, Wisconsin

Dear Secretary Litscher:

We are writing to inform you that the Joint Committee on Finance has reviewed your request, dated April 8, 1999, concerning the release of funds for the correctional officer pay plan supplement.

No objections to this request have been raised. Accordingly, the request is approved.

Sincerely,

Handwritten signature of Brian Burke in black ink.

BRIAN BURKE
Senate Chair

Handwritten signature of John G. Gard in black ink.

JOHN G. GARD
Assembly Chair


BB:JG:dh

cc: Members, Joint Committee on Finance
Robert Lang, Legislative Fiscal Bureau
Vicky LaBelle, Department of Administration

THE STATE OF WISCONSIN

SENATE CHAIR
BRIAN BURKE

316-S Capitol
P.O. Box 7882
Madison, WI 53707-7882
Phone: (608) 266-8535



ASSEMBLY CHAIR
JOHN GARD

315-N Capitol
P.O. Box 8952
Madison, WI 53708-8952
Phone: (608) 266-2343

JOINT COMMITTEE ON FINANCE

MEMORANDUM

To: Members
Joint Committee on Finance

From: Senator Brian Burke
Representative John Gard

Re: 14-Day Passive Review Approval

Date: April 9, 1999

Attached is a copy of a request from the Department of Corrections concerning the release of funds for the correctional officer pay plan supplement. It requires 14-day passive review and approval by the Joint Committee on Finance, pursuant to section 9111(1x) of Wisconsin Act 237.

Please review the material and notify **Senator Burke** or **Representative Gard** no later than **April 27, 1999**, if you have any concerns about the request or if you would like the Committee to meet formally to discuss it.

Also, please contact us if you need further information.

Attachment

BB:JG:dh



Tommy G. Thompson
Governor

Jon E. Litscher
Secretary

State of Wisconsin
Department of Corrections

Mailing Address

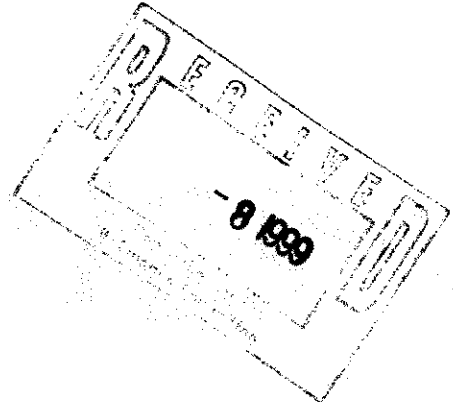
149 East Wilson Street
Post Office Box 7925
Madison, WI 53707-7925
Telephone (608) 266-2471
Fax (608) 267-3661

April 8, 1999

To: The Honorable Brian Burke, Co-Chair
The Honorable John Gard, Co-Chair
Joint Committee on Finance

From: Jon E. Litscher, Secretary
Department of Corrections

Re: Passive Review—Correctional Officer Pay Plan



As directed under section 9111(1x) of Wisconsin Act 237, the Department of Corrections requests release of \$1,729,600 GPR reserved for correctional officer pay plan supplement from the Joint Committee on Finance's supplemental appropriation, §20.865(4)(a). The Department requests \$1,564,600 GPR be transferred to §20.410(1)(a) and \$165,000 GPR to §20.410(1)(b).

History

1997 Wisconsin Act 27 only provided 75% of the funding needed by state agencies for pay plan supplements in FY 99. The Department of Administration estimates the full amount of the GPR pay plan supplement needed for the Department of Corrections to be \$14,104,900 in FY 99. The Department of Administration has informed the Department that it would receive a maximum supplement of 75 percent of that amount, estimated to be \$10,578,700 GPR, causing a deficit of \$3,526,200 GPR in the Department's salary line this fiscal year.

1997 Wisconsin Act 237, the budget repair bill, estimated that the unfunded 25% of pay plan supplement related to correctional officer salaries was \$1,729,600 GPR. This amount was placed in the Joint Committee on Finance's supplemental appropriation. Act 237 section 9111 (1x) directs "The department of corrections may request that the joint committee on finance supplement, from the appropriation under § 20.865(4)(a) of the statutes, correctional officer salary costs of the department for the 1998-99 fiscal year in an amount not to exceed \$1,729,600 under a 14-day passive review process. It continues "Notwithstanding section 13.101(3)(a) of the statutes, the ... committee ... may supplement ... without a finding that an emergency exists."

Department-wide Deficit and Plan

In addition to the deficit related to the pay plan supplement, the Department estimates an additional deficit of \$2,893,800. This deficit is caused by a combination of factors including overtime, LTE salaries and market upgrades. The Department will be submitting a §16.515 request that will explain this more fully.

The total projected salary deficit for the Department (pay plan supplement, overtime, and market upgrades) is \$6,420,000 GPR. The Department has identified the following options for addressing the projected salary deficit:

Projected GPR Deficit	(\$6,420,000)
Passive Review (Officer pay plan)	\$ 1,729,600
§16.515 request to shift inmate supply costs to §20.410 (1)(gt) num. 184	\$ 2,300,000
§16.515 request to increase expenditure authority for DCC supplies §20.410 (1)(gf) num. 187	\$ 300,000
Remaining Deficit	(2,090,400)

The Department plans to submit the noted §16.515 requests to the Joint Committee on Finance within the next two weeks. In addition, DOC is currently taking steps to generate additional savings from within the Department to apply towards the remaining \$2.1 million deficit.

Summary

Release of the funds deposited in the Joint Committee on Finance's supplemental appropriation is a crucial element in the Department's plan to address the overall deficit. Therefore, the Department requests release of \$1,729,600 GPR from §20.865 (4)(a), \$1,564,600 GPR to be placed in §20.410 (1)(a) and \$165,000 GPR to be placed in §20.410 (1)(b).

Thank you for your consideration.

- Cc: Mark Bugher, DOA
- Richard G. Chandler, DOA
- Cindy O'Donnell, DOC
- Jessica O'Donnell, DOC
- Cynthia Archer, DOC

STATE OF WISCONSIN

SENATE CHAIR
BRIAN BURKE

316 South, State Capitol
P.O. Box 7882
Madison, WI 53707-7882
Phone: 266-8535



ASSEMBLY CHAIR
JOHN GARD

315 North, State Capitol
P.O. Box 8952
Madison, WI 53708-8952
Phone: 266-2343

JOINT COMMITTEE ON FINANCE

July 6, 1999

Mr. Richard Chandler, State Budget Director
Department of Administration
101 East Wilson Street, 10th Floor
Madison, WI 53703

Dear Mr. Chandler:

On June 25, 1999, we informed you that the proposed pay plan supplements for 1998-99 had been approved, with the exception of a proposed GPR salary supplement for the Department of Corrections (DOC) of \$699,900. In that letter, we indicated that a s.16.515 request was pending before the Committee which related to DOC's total pay plan supplement needs, and as a result, the Co-chairs would inform you of the disposition of the \$699,900 GPR supplement amount following the Committee's action on the s. 16.515 request.

On June 30, 1999, the Committee approved an increase in expenditure authority in the Department of Corrections' telephone company commission appropriation in order to fund salary costs of \$1,916,400 PR. As indicated in a June 24, 1999, memorandum to us from Secretary Litscher, with the approval of this PR funding supplement request, there is no need for the additional GPR pay plan supplement of \$699,900 GPR. Therefore, we will consider this portion of Department of Corrections' GPR pay plan supplement request withdrawn unless you notify us by July 9, 1999, that you wish us to schedule a meeting of the Committee to review this request.

Sincerely,

Handwritten signature of Brian Burke in black ink.

BRIAN BURKE
Senate Chair

Handwritten signature of John Gard in black ink.

JOHN GARD
Assembly Chair

BB:JG:dh

cc: Members, Joint Committee on Finance
Secretary Litscher, Department of Corrections
Vicky LaBelle, Department of Administration

STATE OF WISCONSIN

SENATE CHAIR
BRIAN BURKE

316 South, State Capitol
P.O. Box 7882
Madison, WI 53707-7882
Phone: 266-8535



ASSEMBLY CHAIR
JOHN GARD

315 North, State Capitol
P.O. Box 8952
Madison, WI 53708-8952
Phone: 266-2343

JOINT COMMITTEE ON FINANCE

June 25, 1999

Mr. Richard Chandler, State Budget Director
Department of Administration
101 East Wilson, 10th Floor
Madison, WI 53707

Dear Mr. Chandler:

The Joint Committee on Finance has reviewed the proposed pay plan supplements for various state agencies as contained in your June 7, 1999, and June 23, 1999, memoranda to the Committee. Pursuant to s. 20.928(2m) of the statutes, the Committee is responsible for approving any such pay plan supplements under a 14-day passive review process.

The Committee approves the proposed supplement amounts as specified in your June 7, 1999 and June 23, 1999, submittals to the Committee with the following exception. The proposed total GPR salary supplement for the Department of Corrections exceeds the specified maximum for that agency by \$699,900 GPR; the justification for this amount of supplement above the otherwise allowable maximum is related to a separate s. 16.515 funding request from the Department of Corrections relating to the expenditure of certain telephone revenues under appropriation s. 20.410(1)(gt). This s. 16.515 request has been objected to by the Committee and will be considered at the Committee's next s. 13.10 meeting. Committee action on that request may determine the amount of supplemental pay plan funding that is otherwise required for the Department of Corrections. Therefore, the Committee is temporarily withholding approval of the \$699,900 GPR excess pay plan supplement for the Department of Corrections pending Committee action on the separate s. 16.515 request. Following Committee action on that request, the Co-chairs will inform you of the Committee's disposition of this remaining pay plan supplement item.

The Committee also approves the separate request from the State Public Defender for the release, pursuant to section 9138(1z) of 1997 Act 237, of \$256,000 GPR from the reserved portion of the Committee's supplemental GPR appropriation for related salary costs for attorney staff in the Public Defender's office.

Sincerely,



BRIAN BURKE
Senate Chair



JOHN GARD
Assembly Chair


BB:JG:js

cc: Members, Joint Committee on Finance

THE STATE OF WISCONSIN

SENATE CHAIR
BRIAN BURKE

316-S Capitol
P.O. Box 7882
Madison, WI 53707-7882
Phone: (608) 266-8535



ASSEMBLY CHAIR
JOHN GARD

315-N Capitol
P.O. Box 8952
Madison, WI 53708-8952
Phone: (608) 266-2343

JOINT COMMITTEE ON FINANCE

To: Members
Joint Committee on Finance

From: Senator Brian Burke
Representative John Gard

Date: June 23, 1999

Re: Addendum to Pay Plan and Fringe Supplements Summary


Attached is an addendum to the FY99 Pay Plan received from the Department of Administration on June 8, 1999. The addendum should be added to the previous materials distributed relating to the FY99 pay plan and fringe supplement amounts approved by the Department.

If you have any questions or concerns, please don't hesitate to contact us.

BB/JG/js

STATE OF WISCONSIN
DEPARTMENT OF ADMINISTRATION
101 East Wilson Street, Madison, Wisconsin

TOMMY G. THOMPSON
GOVERNOR
MARK D. BUGHER
SECRETARY



Mailing Address:
Post Office Box 7864
Madison, WI 53707-7864

Date: June 23, 1999

To: Senator Brian Burke, Co-Chair
Representative John Gard, Co-Chair
The Joint Committee on Finance

From: Richard G. Chandler *RGC*
State Budget Director

Subject: Addendum to FY99 Pay Plan

Due to staff oversight, a request for pay plan supplement was not included in the June 7 summary. The revised request is detailed below:

<u>Agency</u>	<u>Appr.</u>	<u>Fringe Request</u>	<u>Fund Source</u>
190 - State Fair Park	132	\$79,000	PR

The request for fringe benefit was the result of an agency reestimate that was approved by DOA. The agency's original fringe request totaled \$50,400 PR. The reestimate amount of \$28,600 PR increases the agency's fringe request for appropriation 132 to \$79,000 PR.

Any questions regarding this request should be directed to Dawn Carrier at 266-8777.

Attachment

Cc: Bob Lang, LFB

FY99 Pay Plan Summary:
Salary and Fringe, Performance Recognition Payments (PRP), and Length of Service
Payments (LOSP)
 (All figures rounded to nearest \$100)

FY99 Pay Plan Summary				Pay Plan Approved by Appropriation			
	Agency	Appr	Agency Pay Plan Maximum	Salary Requested & Approved	Fringe Approved	PRPs Approved	LOSP Approved
190	St Fair Pk	130	0	0	700	0	0
190	St Fair Pk	132	76,676	76,700	79,000	0	2,500
190	St Fair Pk	Total PR	76,676	76,700	79,700	0	2,500

Attachment A - FY99 PAY PLAN SUPPLEMENT SUMMARY

Round to nearest \$100

Agency State Fair Park

Fund Source for this Summary: PR (GPR/PR/SEG)

Salary Supplement Maximum Total for Funds Source: _____

Worksheet Source	132	Numeric Appropriations	PR	(GPR/PR/SEG)
B8 1. Need for Salary Supplement				
B9 2. Salary Supplement Maximum (Original)				
Reallocated Unused Pay Plan				
B16 3. Salary Supplement Requested	2,500			
C6 4. Fringe Supplement Requested				
	28,600			

- Notes:
1. Fund Source for this Summary above means GPR, PR, or SEG. There should be only one source per worksheet.
 2. Salary Supplement Maximum Total for Funds Source refers to the Prorated GPR or PR or SEG total for the agency.
 3. Salary Supplement Maximum (Original) is the prorated total for the indicated numeric appropriation in the August 98 report.
 4. Totals across Line 3 (total supplement requested) may not exceed the amount described in Note 2.
 5. The Worksheet Source column refers to the respective line in Attachment B or C.

Attachment C - Methodology for Projecting Fringe Supplement

Agency: State Fair Park

Appropriation: 132

1.	Enter YTD Fringe Expenditures thru April	705,768
2.	Project Additional FY99 Fringe Expenditures:	
	a. Unemployment Compensation (1910, 1911) (<u>3</u> months x \$ <u>5,000</u> each)	15,000
	b. FICA (1930, 1931) (\$ <u>9,025</u> x 5 biweekly pay periods, if Payroll 8A is posted to WISMART)	45,125
	c. Health Ins. (1940) (\$_____ x 1 month)	0
	d. Life Ins. (1950) (\$ <u>194</u> x 1 month)	194
	e. Retirement (1960-1969) (\$ <u>11,850</u> x 5 biweekly pay periods, if Payroll 8A is posted to WISMART)	59,250
	f. Income Continuation Insurance (1921) (\$ <u>202</u> x 2 months)	404
	g. Other Fringe (specify)	
3.	Total Projected Additional Fringe Costs for FY99 (sum 2a through 2g)	119,973
4.	Total FY99 Fringe Expenditures Projected (1+3)	825,741
5.	Current Fringe Allotment	-746,800
	Supplement previously requested	-50,400
6.	Fringe Benefit Supplement Needed Line 4 - Line 5	28,541

THE STATE OF WISCONSIN

SENATE CHAIR
BRIAN BURKE

316-S Capitol
P.O. Box 7882
Madison, WI 53707-7882
Phone: (608) 266-8535



ASSEMBLY CHAIR
JOHN GARD

315-N Capitol
P.O. Box 8952
Madison, WI 53708-8952
Phone: (608) 266-2343

JOINT COMMITTEE ON FINANCE

MEMORANDUM

To: Members
Joint Committee on Finance

From: Senator Brian Burke
Representative John Gard

Re: 14-Day Passive Review Approval

Date: June 8, 1999

Attached is a copy of a summary from the Department of Administration, dated June 7, 1999, which contains the FY99 pay plan and fringe supplement amounts approved by the department. It requires 14-day passive review and approval by the Joint Committee on Finance.

Also included is a request from the State Public Defender for release of \$256,000 GPR from the reserved balance of the Committee's appropriation for costs related to attorney salary increases, pursuant to s. 9138(1z) of the 1997-99 budget bill.

Please review the material and notify **Senator Burke** or **Representative Gard** no later than **Wednesday, June 23, 1999**, if you have any concerns about the request or if you would like the Committee to meet formally to discuss it.


Also, please contact us if you need further information.

Attachment

BB:JG:dh

STATE OF WISCONSIN
DEPARTMENT OF ADMINISTRATION
101 East Wilson Street, Madison, Wisconsin

TOMMY G. THOMPSON
GOVERNOR
MARK D. BUGHER
SECRETARY



Division of Executive Budget and Finance
Post Office Box 7864
Madison, WI 53707-7864
Voice (608) 266-1736
Fax (608) 267-0372
TTY (608) 267-9629

Date: June 7, 1999

To: Senator Brian Burke, Senate Co-Chair
Representative John Gard, Assembly Co-Chair
The Joint Committee on Finance

From: Richard G. Chandler *RGC*
State Budget Director

Subject: Submission of FY99 Pay Plan Supplements

A summary of the FY99 pay plan and fringe supplement amounts approved by the Department of Administration is attached. The worksheet indicates total amounts by appropriation and funding source. We believe this schedule to be final. However, as in the past, it may be necessary to submit requested modifications if the need is discovered.

Total recommended GPR supplements in FY99 are within the formal compensation reserve and no release of funds being held in the Committee's supplemental appropriation appears to be necessary.

Also included is a request from the State Public Defender, pursuant to s.9138(1z) of the 1997-99 budget bill, for release of \$256,000 GPR from the reserved balance of the Committee's appropriation for costs related to attorney salary increases. The Department of Administration recommends this request be approved.

If the Committee does not raise an objection to the recommendations, they will be considered approved in 14 working days, at the close of business on June 25th.

Should you have questions regarding these numbers, please address them to Dawn Carrier, 266-8777.

cc: Bob Lang



**WISCONSIN
PUBLIC
DEFENDER**

Nicholas L. Chiarkas
State Public Defender

Frederick H. Miller
Deputy State Public Defender

Virginia A. Pomeroy
Legal Counsel

Arlene F. Banoul
Administrative Director

Arla J. Stephens
Appellate Director

Ellen K. Berz
Assigned Counsel Director

Jose Perez
Chief Information Officer

Deborah Smith
Training Director

Michael Tobin
Trial Director

315 N. Henry St., 2nd Fl.
P.O. Box 7923
Madison, WI 53707-7923
(608) 266-0087
FAX: (608) 267-0584

Date: April 28, 1999

To: Richard G. Chandler, State Budget Director
Department of Administration

From: Frederick H. Miller, Deputy State Public Defender

Re: Request for Supplemental Attorney Pay Plan Funding from
Joint Finance Reserve

The State Public Defender requests release of \$256,000, in 1998-99, from the Joint Committee on Finance reserves appropriated under s.20.865(4)(a), for costs related to attorney salary increases. This amount is in addition to the regular pay plan supplements, prorated at 75%, under s.20.865(1)(c) and (1)(d), and may be released under the 14-day passive approval process.

Pay adjustments for Assistant State Public Defenders and ASPD Supervisors were covered under the state compensation plan in 1997-98 and 1998-99. SPD attorney salary increases averaged 5.0% in FY98 and more than 4.8% in FY99. Section 9138(1z) of the Budget Adjustment Bill, 1997 Wis. Act 237, provided that the State Public Defender may request release of up to \$242,500 in 1997-98 and \$524,400 in 1998-99, by the Joint Committee on Finance for this purpose.

During the first year of the biennium, the agency did not need to draw on this reserve, however the effect of compounded pay plan increases and prorated supplements is too great to absorb during the second year of the biennium.

Please call me (or Megan Christiansen at 267-0311) if you have any questions about this request.

Cc: Brett Coomber
Dawn Currier
Megan Christiansen

Attachment B - Methodology for Projecting Salary Supplements

Office of the State Public Defender - #550		DF - 101	DG - 102	DH - 103	DK - 105	Total GPR	EG - 134	EH - 135	Total PR
YTD Perm/Proj. Salary Expenditures		\$ 666,504	\$ 1,908,368	\$ 17,350,840	\$ 135,355	\$ 20,061,067	\$ 28,576	\$ 40,363	\$ 68,939
Perm/Proj Salaries from Payroll 6A		\$ 33,300	\$ 101,700	\$ 904,100	\$ 7,700	\$ 1,046,800	\$ 2,400	\$ 2,200	\$ 4,600
Pay Periods Remaining in FY98 Note: Wismart reports are through PPD A-6		7	7	7	7	7	7	7	7
Projected Add'l Payroll Costs		\$ 233,100	\$ 711,900	\$ 6,328,700	\$ 53,900	\$ 7,327,600	\$ 16,800	\$ 15,400	\$ 32,200
Total Projected Salary Costs for FY98		\$ 899,604	\$ 2,620,268	\$ 23,679,540	\$ 189,255	\$ 27,388,667	\$ 45,376	\$ 55,763	\$ 101,139
Current Salary Allotments, per Wismart		\$ 749,000	\$ 2,455,900	\$ 22,029,300	\$ 192,500	\$ 25,426,700	\$ 45,100	\$ 53,100	\$ 98,200
Salary Shortage / (Surplus)		\$ 150,604	\$ 164,368	\$ 1,650,240	\$ (3,245)	\$ 1,961,967	\$ 276	\$ 2,663	\$ 2,939
Pay Plan Maximum Avail.		\$ 45,377	\$ 149,321	\$ 1,504,546	\$ 7,798	\$ 1,707,042	\$ 793	\$ 3,899	\$ 4,692
Lesser of Shortage or Pay Plan Max		\$ 45,377	\$ 149,321	\$ 1,504,546	\$ -	\$ 1,699,244	\$ 276	\$ 2,663	\$ 2,939
Remaining Need for Salary Supplement		\$ 105,227	\$ 15,047	\$ 145,694	\$ -	\$ 265,968	\$ -	\$ -	\$ -
PRPs awarded elig. for supplement		\$ 2,200	\$ -	\$ -	\$ -	\$ 2,200	\$ -	\$ -	\$ -
Remaining Need for Salary Supplement		\$ 103,027	\$ 15,047	\$ 145,694	\$ -	\$ 263,768	\$ -	\$ -	\$ -
Suppls reallocated b/w same Fund Source		\$ 7,798	\$ -	\$ -	\$ -	\$ -	\$ -	\$ -	\$ -
Remaining Need for Salary Supplement **		\$ 95,229	\$ 15,047	\$ 145,694	\$ -	\$ 255,970	\$ -	\$ -	\$ -
Total Salary Supplements Requested		\$ 55,400	\$ 149,300	\$ 1,504,600	\$ -	\$ 1,709,300	\$ 300	\$ 2,700	\$ 3,000

** See companion memo requesting release of funds provided in Budget Adjustment Bill.

FY98 Pay Plan Summary:
Salary and Fringe, Performance Recognition Payments (PRP), and Length of Service Payments (LOSP)
 (All figures rounded to nearest \$100)

Agency	Agency Appr.	Agency Pay Plan Maximum	Pay Plan Approved by Appropriation				GPR Pay Plan Approved			PR Pay Plan Approved			SEG Pay Plan Approved			FED Pay Plan Approved						
			Salary Requested & Approved	Fringe Approved	PRPs Approved	LOSP Approved	GPR Salary Approved	GPR Fringe Approved	GPR PRPs Approved	GPR LOSP Approved	PR Salary Approved	PR Fringe Approved	PR PRPs Approved	PR LOSP Approved	SEG Salary Approved	SEG Fringe Approved	SEG PRPs Approved	SEG LOSP Approved	FED Salary Approved	FED Fringe Approved	FED PRPs Approved	FED LOSP Approved
115	DATCP	101	143,238	0	0	0	7,300	0	0	0	0	0	0	0	0	0	0	0	0	0	0	0
115	DATCP	102	70,183	42,800	8,700	0	4,800	0	0	0	0	0	0	0	0	0	0	0	0	0	0	0
115	DATCP	103	7,274	7,300	0	0	0	0	0	0	0	0	0	0	0	0	0	0	0	0	0	0
115	DATCP	104	11,239	15,900	0	0	0	0	0	0	0	0	0	0	0	0	0	0	0	0	0	0
115	DATCP	201	97,740	86,700	0	0	0	0	0	0	0	0	0	0	0	0	0	0	0	0	0	0
115	DATCP	301	36,855	18,100	0	0	0	0	0	0	0	0	0	0	0	0	0	0	0	0	0	0
115	DATCP	302	11,589	12,200	0	0	0	0	0	0	0	0	0	0	0	0	0	0	0	0	0	0
115	DATCP	701	53,087	35,800	500	0	2,300	0	0	0	0	0	0	0	0	0	0	0	0	0	0	0
115	DATCP	801	82,358	159,800	0	0	0	0	0	0	0	0	0	0	0	0	0	0	0	0	0	0
115	DATCP	802	5,129	5,100	0	0	0	0	0	0	0	0	0	0	0	0	0	0	0	0	0	0
115	DATCP	803	31,386	0	0	0	0	0	0	0	0	0	0	0	0	0	0	0	0	0	0	0
115	DATCP	Total GPR	549,905	494,100	39,500	0	14,400	494,100	39,500	0	14,400	0	0	0	0	0	0	0	0	0	0	0
115	DATCP	128	10,284	0	0	0	0	0	0	0	0	0	0	0	0	0	0	0	0	0	0	0
115	DATCP	129	118,804	0	0	0	0	0	0	0	0	0	0	0	0	0	0	0	0	0	0	0
115	DATCP	134	23,178	5,200	300	0	0	0	0	0	0	0	0	0	0	0	0	0	0	0	0	0
115	DATCP	135	29,106	0	0	0	0	0	0	0	0	0	0	0	0	0	0	0	0	0	0	0
115	DATCP	137	2,076	0	0	0	0	0	0	0	0	0	0	0	0	0	0	0	0	0	0	0
115	DATCP	139	15,606	16,700	6,600	0	0	0	0	0	0	0	0	0	0	0	0	0	0	0	0	0
115	DATCP	231	61,747	58,100	0	0	0	0	0	0	0	0	0	0	0	0	0	0	0	0	0	0
115	DATCP	234	3,327	3,300	1,000	0	100	0	0	0	0	0	0	0	0	0	0	0	0	0	0	0
115	DATCP	236	4,706	0	200	0	0	0	0	0	0	0	0	0	0	0	0	0	0	0	0	0
115	DATCP	331	33,020	0	105,400	0	0	0	0	0	0	0	0	0	0	0	0	0	0	0	0	0
115	DATCP	332	85,461	56,000	88,700	0	0	0	0	0	0	0	0	0	0	0	0	0	0	0	0	0
115	DATCP	333	2,101	0	0	0	0	0	0	0	0	0	0	0	0	0	0	0	0	0	0	0
115	DATCP	335	8,342	6,500	0	0	0	0	0	0	0	0	0	0	0	0	0	0	0	0	0	0
115	DATCP	339	252	900	900	0	0	0	0	0	0	0	0	0	0	0	0	0	0	0	0	0
115	DATCP	726	2,998	0	0	0	0	0	0	0	0	0	0	0	0	0	0	0	0	0	0	0
115	DATCP	727	7,600	0	0	0	0	0	0	0	0	0	0	0	0	0	0	0	0	0	0	0
115	DATCP	730	1,209	800	0	0	100	0	0	0	0	0	0	0	0	0	0	0	0	0	0	0
115	DATCP	731	3,032	0	0	0	0	0	0	0	0	0	0	0	0	0	0	0	0	0	0	0
115	DATCP	734	4,632	0	0	0	0	0	0	0	0	0	0	0	0	0	0	0	0	0	0	0
115	DATCP	821	10,153	2,300	0	0	0	0	0	0	0	0	0	0	0	0	0	0	0	0	0	0
115	DATCP	834	76,998	0	0	0	0	0	0	0	0	0	0	0	0	0	0	0	0	0	0	0
115	DATCP	838	7,105	0	0	0	0	0	0	0	0	0	0	0	0	0	0	0	0	0	0	0
115	DATCP	839	12,696	0	0	0	0	0	0	0	0	0	0	0	0	0	0	0	0	0	0	0
115	DATCP	841	7,485	28,300	9,200	0	0	0	0	0	0	0	0	0	0	0	0	0	0	0	0	0
115	DATCP	Total PR	523,002	178,100	212,500	0	200	178,100	212,500	0	200	0	0	0	0	0	0	0	0	0	0	0
115	DATCP	161	5,325	0	0	0	0	0	0	0	0	0	0	0	0	0	0	0	0	0	0	0

FY99 Pay Plan Summary:
 Salary and Fringe, Performance Recognition Payments (PRP), and Length of Service Payments (LOSP)
 (All figures rounded to nearest \$100)

FY99 Pay Plan Summary			Pay Plan Approved by Appropriation						GPR Pay Plan Approved				PR Pay Plan Approved				SEG Pay Plan Approved				FED Pay Plan Approved			
Agency	Appr.	Agency Pay Plan Maximum	Salary Requested & Approved	Fringe Approved	PRPs Approved	LOSP Approved	GPR Salary Approved	GPR Fringe Approved	GPR PRPs Approved	GPR LOSP Approved	PR Salary Approved	PR Fringe Approved	PR PRPs Approved	PR LOSP Approved	SEG Salary Approved	SEG Fringe Approved	SEG PRPs Approved	SEG LOSP Approved	FED Salary Approved	FED Fringe Approved	FED PRPs Approved	FED LOSP Approved		
115	DATCP	162	4,300	1,700	0	0	0	0	0	0	0	0	0	0	0	0	0	0	0	0	0	0	0	
115	DATCP	163	1,318	0	0	0	0	0	0	0	0	0	0	0	0	0	0	0	0	0	0	0	0	
115	DATCP	165	3,578	0	0	0	0	0	0	0	0	0	0	0	0	0	0	0	0	0	0	0	0	
115	DATCP	760	8,100	24,600	0	0	0	0	0	0	0	0	0	0	0	0	0	0	0	0	0	0	0	
115	DATCP	761	11,600	5,000	0	400	0	0	0	0	0	0	0	0	0	0	0	0	0	0	0	0	0	
115	DATCP	763	23,688	25,800	200	900	0	0	0	0	0	0	0	0	0	0	0	0	0	0	0	0	0	
115	DATCP	765	47,658	16,000	1,200	1,750	0	0	0	0	0	0	0	0	0	0	0	0	0	0	0	0	0	
115	DATCP	766	3,890	300	200	100	0	0	0	0	0	0	0	0	0	0	0	0	0	0	0	0	0	
115	DATCP	767	54,285	36,900	22,300	1,300	0	0	0	0	0	0	0	0	0	0	0	0	0	0	0	0	0	
115	DATCP	771	3,982	0	0	0	0	0	0	0	0	0	0	0	0	0	0	0	0	0	0	0	0	
115	DATCP	184,480	105,000	55,200	0	4,700	0	0	0	0	0	0	0	0	105,000	55,200	0	4,700	0	0	0	0	0	
143	Commerce	101	107,005	63,300	0	0	0	0	0	0	0	0	0	0	0	0	0	0	0	0	0	0	0	
143	Commerce	110	12,205	300	0	0	0	0	0	0	0	0	0	0	0	0	0	0	0	0	0	0	0	
143	Commerce	115	4,947	5,000	0	2,200	100	0	0	0	0	0	0	0	0	0	0	0	0	0	0	0	0	
143	Commerce	301	1,817	0	0	0	0	0	0	0	0	0	0	0	0	0	0	0	0	0	0	0	0	
143	Commerce	401	43,281	0	0	0	0	0	0	0	0	0	0	0	0	0	0	0	0	0	0	0	0	
143	Commerce	169,357	68,600	0	2,200	100	55,800	0	2,200	100	0	0	0	0	0	0	0	0	0	0	0	0	0	
143	Commerce	120	4,237	7,200	5,100	0	0	0	0	0	0	0	0	0	0	0	0	0	0	0	0	0	0	
143	Commerce	121	10,479	0	0	0	0	0	0	0	0	0	0	0	0	0	0	0	0	0	0	0	0	
143	Commerce	132	2,051	0	0	0	0	0	0	0	0	0	0	0	0	0	0	0	0	0	0	0	0	
143	Commerce	135	2,272	0	0	0	0	0	0	0	0	0	0	0	0	0	0	0	0	0	0	0	0	
143	Commerce	136	8,301	0	0	0	0	0	0	0	0	0	0	0	0	0	0	0	0	0	0	0	0	
143	Commerce	141	23,102	0	100	0	500	0	0	0	0	0	0	0	0	0	0	0	0	0	0	0	0	
143	Commerce	321	450,884	487,600	4,000	17,400	0	0	0	0	0	0	0	0	0	0	0	0	0	0	0	0	0	
143	Commerce	326	12,007	43,200	5,700	600	0	0	0	0	0	0	0	0	0	0	0	0	0	0	0	0	0	
143	Commerce	341	24,281	0	0	0	0	0	0	0	0	0	0	0	0	0	0	0	0	0	0	0	0	
143	Commerce	381	3,585	0	0	0	0	0	0	0	0	0	0	0	0	0	0	0	0	0	0	0	0	
143	Commerce	426	105,958	62,900	1,200	5,100	0	0	0	0	0	0	0	0	0	0	0	0	0	0	0	0	0	
143	Commerce	454	7,480	0	0	0	0	0	0	0	0	0	0	0	0	0	0	0	0	0	0	0	0	
143	Commerce	654,867	600,900	16,100	0	23,700	600,900	16,100	0	23,700	0	0	0	0	0	0	0	0	0	0	0	0	0	
143	Commerce	161	1,750	3,000	0	0	0	0	0	0	0	0	0	0	0	0	0	0	0	0	0	0	0	
143	Commerce	166	1,150	0	0	0	0	0	0	0	0	0	0	0	0	0	0	0	0	0	0	0	0	
143	Commerce	361	106,549	0	9,000	0	0	0	0	0	0	0	0	0	0	0	0	0	0	0	0	0	0	
143	Commerce	363	84,252	0	0	0	0	0	0	0	0	0	0	0	0	0	0	0	0	0	0	0	0	
143	Commerce	183,701	3,000	9,000	0	0	0	0	0	0	0	0	0	0	0	0	0	0	0	0	0	0	0	
144	DFI	131	400,423	455,200	75,700	2,200	455,200	75,700	2,200	17,700	0	0	0	0	0	0	0	0	0	0	0	0	0	

FY99 Pay Plan Summary:
Salary and Fringe, Performance Recognition Payments (PRP), and Length of Service Payments (LOSP)
 (All figures rounded to nearest \$100)

FY99 Pay Plan Summary		Pay Plan Approved by Appropriation										GPR Pay Plan Approved					PR Pay Plan Approved					SEG Pay Plan Approved					FED Pay Plan Approved				
Agency	Appr	Agency Pay Plan Maximum	Salary Requested & Approved	Fringe Approved	PRPs Approved	LOSP Approved	GPR Salary Approved	GPR Fringe Approved	GPR PRPs Approved	GPR LOSP Approved	PR Salary Approved	PR Fringe Approved	PR PRPs Approved	PR LOSP Approved	SEG Salary Approved	SEG Fringe Approved	SEG PRPs Approved	SEG LOSP Approved	FED Salary Approved	FED Fringe Approved	FED PRPs Approved	FED LOSP Approved									
144	DFI	231	55,778	0	0	0	456,201	75,700	2,200	17,700	0	456,200	75,700	2,200	17,700																
Total PR																															
145	Insurance	130	30,543	57,400	30,800	0	3,000																								
145	Insurance	131	283,714	249,000	2,000	0	8,900																								
Total PR																															
145	Insurance	281	13,575	14,300	1,700	600																									
145	Insurance	282	3,416	3,400	100	300																									
145	Insurance	361	3,245	3,200	900	200																									
145	Insurance	461	13,851	13,600	10,200	0	800																								
145	Insurance	761	745	0	0	0																									
Total SEG																															
155	PSC	131	561,698	459,500	4,300	0	18,700																								
155	PSC	132	32,676	26,700	11,300	0	1,200																								
155	PSC	136	3,113	5,200	2,000	500	300																								
155	PSC	231	18,815	0	2,700	0	0																								
Total PR																															
165	RAL	121	412,024	367,200	3,000	0	13,200																								
165	RAL	124	12,836	0	0	0	0																								
Total PR																															
190	SI Fair Pk	130	0	0	700	0	0																								
190	SI Fair Pk	132	76,676	76,700	60,400	0	2,500																								
Total PR																															
197	Gaming Board	129	1,749	0	0	0	0																								
197	Gaming Board	131	29,952	0	0	0	0																								
197	Gaming Board	135	3,270	0	0	0	0																								
Total PR																															
215	Arts Bd	101	7,856	7,900	2,900	400	7,900	2,900	2,200	2,200	400	7,900	2,900	2,200	400																
Total GPR																															
215	Arts Bd	130	2,654	0	0	0	0																								
215	Arts Bd	131	212	0	0	0	0																								

FY99 Pay Plan Summary:
Salary and Fringe, Performance Recognition Payments (PRP), and Length of Service Payments (LOSP)
 (All figures rounded to nearest \$100)

FY99 Pay Plan Summary		Pay Plan Approved by Appropriation				GPR Pay Plan Approved			PR Pay Plan Approved			SEG Pay Plan Approved			FED Pay Plan Approved			
Agency	Agency Appy	Agency Pay Plan Maximum	Salary Requested & Approved	Fringe Approved	PRPs Approved	LOSP Approved	GPR Salary Approved	GPR Fringe Approved	GPR LOSP Approved	PR Salary Approved	PR Fringe Approved	PR LOSP Approved	SEG Salary Approved	SEG Fringe Approved	SEG LOSP Approved	FED Salary Approved	FED Fringe Approved	FED LOSP Approved
215 Arts Bd	134	0	1,000	3,000	0	0	0	0	0	0	0	0	0	0	0	0	0	0
215 Arts Bd	141	7,916	0	0	0	0	0	0	0	0	0	0	0	0	0	0	0	0
215 Arts Bd	Total PR	2,886	1,000	3,000	0	0	0	0	0	1,000	3,000	0	0	0	0	0	0	0
225 ECB	101	89,638	92,500	8,600	1,900	5,900	0	0	0	0	0	0	0	0	0	0	0	0
225 ECB	106	30,137	21,500	3,900	0	900	0	0	0	0	0	0	0	0	0	0	0	0
225 ECB	Total GPR	119,773	114,000	12,500	1,900	6,700	114,000	12,500	1,900	6,700	0	0	0	0	0	0	0	0
225 ECB	131	44,820	0	0	0	0	0	0	0	0	0	0	0	0	0	0	0	0
225 ECB	Total PR	44,820	0	0	0	0	0	0	0	0	0	0	0	0	0	0	0	0
235 HEAB	201	16,481	0	0	0	0	0	0	0	0	0	0	0	0	0	0	0	0
235 HEAB	Total GPR	16,481	0	0	0	0	0	0	0	0	0	0	0	0	0	0	0	0
235 HEAB	331	6,532	0	0	0	0	0	0	0	0	0	0	0	0	0	0	0	0
235 HEAB	Total PR	6,532	0	0	0	0	0	0	0	0	0	0	0	0	0	0	0	0
235 HEAB	272	4,898	0	0	0	0	0	0	0	0	0	0	0	0	0	0	0	0
235 HEAB	Total SEG	4,898	0	0	0	0	0	0	0	0	0	0	0	0	0	0	0	0
245 Hist Soc	101	49,573	57,400	0	0	2,800	0	0	0	0	0	0	0	0	0	0	0	0
245 Hist Soc	103	54,538	33,700	0	0	4,300	0	0	0	0	0	0	0	0	0	0	0	0
245 Hist Soc	201	6,772	34,700	4,600	0	100	0	0	0	0	0	0	0	0	0	0	0	0
245 Hist Soc	203	5,425	9,900	1,800	0	400	0	0	0	0	0	0	0	0	0	0	0	0
245 Hist Soc	204	4,246	13,400	5,500	0	100	0	0	0	0	0	0	0	0	0	0	0	0
245 Hist Soc	205	2,519	18,900	0	0	200	0	0	0	0	0	0	0	0	0	0	0	0
245 Hist Soc	206	5,336	11,500	0	0	400	0	0	0	0	0	0	0	0	0	0	0	0
245 Hist Soc	208	11,023	31,200	37,000	0	700	0	0	0	0	0	0	0	0	0	0	0	0
245 Hist Soc	301	37,231	16,700	0	0	1,500	0	0	0	0	0	0	0	0	0	0	0	0
245 Hist Soc	401	66,635	28,600	0	0	3,300	0	0	0	0	0	0	0	0	0	0	0	0
245 Hist Soc	501	26,319	11,800	0	0	800	0	0	0	0	0	0	0	0	0	0	0	0
245 Hist Soc	Total GPR	269,712	287,800	48,900	0	14,600	287,800	48,900	0	14,600	0	0	0	0	0	0	0	0
245 Hist Soc	131	2,631	0	800	0	0	0	0	0	0	0	0	0	0	0	0	0	0
245 Hist Soc	231	10,067	27,100	0	0	400	0	0	0	0	0	0	0	0	0	0	0	0
245 Hist Soc	431	5,755	7,800	11,900	0	0	0	0	0	0	0	0	0	0	0	0	0	0
245 Hist Soc	432	1,798	0	0	0	0	0	0	0	0	0	0	0	0	0	0	0	0
245 Hist Soc	435	1,315	0	0	0	0	0	0	0	0	0	0	0	0	0	0	0	0
245 Hist Soc	531	1,272	1,300	0	0	0	0	0	0	0	0	0	0	0	0	0	0	0
245 Hist Soc	535	21,114	8,100	0	0	300	0	0	0	0	0	0	0	0	0	0	0	0

FY99 Pay Plan Summary:
Salary and Fringe, Performance Recognition Payments (PRP), and Length of Service Payments (LOSP)
 (All figures rounded to nearest \$100)

Agency	Agency Appr.	Pay Plan Approved by Appropriation				GPR Pay Plan Approved				PR Pay Plan Approved				SEG Pay Plan Approved				FED Pay Plan Approved				
		Agency Plan Maximum	Salary Requested & Approved	Fringe Approved	PRPs Approved	LOSP Approved	GPR Salary Approved	GPR Fringe Approved	GPR PRPs Approved	GPR LOSP Approved	PR Salary Approved	PR Fringe Approved	PR PRPs Approved	PR LOSP Approved	SEG Salary Approved	SEG Fringe Approved	SEG PRPs Approved	SEG LOSP Approved	FED Salary Approved	FED Fringe Approved	FED PRPs Approved	FED LOSP Approved
245 Hist Soc	Total PR	43,843	44,000	12,200	0	700				44,000	12,200	0	700									
245 Hist Soc	161	898	0	0	0	0																
245 Hist Soc	281	3,789	0	0	0	0																
245 Hist Soc	464	690	0	0	0	0																
245 Hist Soc	Total SEG	5,365	0	0	0	0																
255 DPI	101	271,111	503,600	1,520	2,200	16,000																
255 DPI	102	231,951	0	111,400	0	0																
255 DPI	Total GPR	503,653	503,600	112,900	2,200	16,000				503,600	112,900	2,200	16,000									
255 DPI	122	83,165	0	0	0	0																
255 DPI	123	10,534	24,900	14,600	0	0																
255 DPI	124	6,672	14,600	9,100	0	0																
255 DPI	125	4,979	0	0	0	0																
255 DPI	129	2,188	0	0	0	0																
255 DPI	131	65,837	0	0	0	0																
255 DPI	132	36,245	22,800	0	0	0																
255 DPI	134	4,540	200	0	0	0																
255 DPI	Total PR	214,358	62,800	23,700	0	0				62,800	23,700	0	0									
255 DPI	141	467,100	213,100	0	0	0																
255 DPI	142	38,700	18,500	0	0	0																
255 DPI	146	26,200	26,200	46,600	0	2,300																
255 DPI	Total FED	532,000	258,800	46,600	0	2,300												258,800	46,600	0	2,300	
275 TEACH	101	2,287	0	0	0	0																
275 TEACH	Total GPR	2,287	0	0	0	0				0	0	0	0									
292 VTAE	101	91,784	91,700	21,900	2,200	5,200																
292 VTAE	174	5,984	5,600	9,200	0	600																
292 VTAE	Total GPR	97,288	97,300	31,100	2,200	5,800				97,300	31,100	2,200	5,800									
292 VTAE	130	5,904	0	0	0	100																
292 VTAE	134	5,915	5,900	3,700	0	500																
292 VTAE	136	4,608	3,400	11,000	0	200																
292 VTAE	139	8,405	0	0	0	100																
292 VTAE	231	7,028	0	0	0	0																
292 VTAE	Total PR	31,857	9,300	14,700	0	900				9,300	14,700	0	900									

FY99 Pay Plan Summary:
 Salary and Fringe, Performance Recognition Payments (PRP), and Length of Service Payments (LOSP)
 (All figures rounded to nearest \$100)

FY99 Pay Plan Summary		Pay Plan Approved by Appropriation						GPR Pay Plan Approved			PR Pay Plan Approved			SEG Pay Plan Approved			FED Pay Plan Approved						
Agency	Appr.	Agency Pay Plan Maximum	Salary Requested & Approved	Fringe Approved	PRPs Approved	LOSP Approved	GPR Salary Approved	GPR Fringe Approved	GPR PRPs Approved	GPR LOSP Approved	PR Salary Approved	PR Fringe Approved	PR PRPs Approved	PR LOSP Approved	SEG Salary Approved	SEG Fringe Approved	SEG PRPs Approved	SEG LOSP Approved	FED Salary Approved	FED Fringe Approved	FED PRPs Approved	FED LOSP Approved	
292 VTAE	147	6,880	6,900	12,200	0	0	900																
292 VTAE	151	73,598	0	800	0	3,500																	
292 VTAE	155	2,223	0	500	0	600																	
292 VTAE	82,699	82,699	6,900	13,500	0	5,000													6,900	13,500	0	5,000	
360 Lower VI	161	3,683	3,700	0	200	0																	
360 Lower VI	3,683	3,683	3,700	0	200	0									3,700	0	200	0					
370 DNR	101	7,613	7,600	8,900	0	0																	
370 DNR	103	73,952	74,000	158,300	0	0																	
370 DNR	109	8,056	48,100	18,900	0	0																	
370 DNR	201	107,439	183,900	28,300	0	1,400																	
370 DNR	205	2,573	2,600	0	0	0																	
370 DNR	301	111,751	179,800	67,300	0	0																	
370 DNR	401	609,778	380,500	0	0	78,000																	
370 DNR	601	1,546	0	0	0	0																	
370 DNR	801	162,720	209,700	0	0	0																	
370 DNR	901	53,407	52,700	43,200	0	0																	
370 DNR	1,130,839	1,130,839	1,138,900	324,900	0	79,400	1,138,900	324,900	0	79,400													
370 DNR	139	6,879	0	0	0	0																	
370 DNR	216	5,237	0	0	0	0																	
370 DNR	221	93,029	93,000	0	0	0																	
370 DNR	223	5,622	0	0	0	0																	
370 DNR	224	52,656	52,600	0	0	0																	
370 DNR	232	2,930	8,600	0	0	0																	
370 DNR	234	322	0	0	0	0																	
370 DNR	236	379,634	379,600	0	0	16,200																	
370 DNR	326	18,090	18,100	0	0	0																	
370 DNR	336	3,480	3,500	1,900	0	0																	
370 DNR	339	10,776	0	0	0	0																	
370 DNR	418	13,724	0	0	0	0																	
370 DNR	426	9,307	0	0	0	0																	
370 DNR	430	10,805	10,800	0	0	0																	
370 DNR	439	15,170	0	0	0	0																	
370 DNR	529	24,018	24,000	0	0	0																	
370 DNR	831	14,597	0	6,300	0	0																	
370 DNR	832	17,822	17,600	0	0	100																	
370 DNR	887	5,007	5,000	2,600	0	0																	
370 DNR	921	0	0	1,000	0	0																	

FY99 Pay Plan Summary:
Salary and Fringe, Performance Recognition Payments (PRP), and Length of Service Payments (LOSP)
 (All figures rounded to nearest \$100)

FY99 Pay Plan Summary		Pay Plan Approved by Appropriation				GFR Pay Plan Approved			PR Pay Plan Approved			SEG Pay Plan Approved			FED Pay Plan Approved							
Agency	Appt	Agency Pay Plan Maximum	Salary Requested & Approved	Fringe Approved	PRPs Approved	LOSP Approved	GFR Salary Approved	GFR Fringe Approved	GFR PRPs Approved	GFR LOSP Approved	PR Salary Approved	PR Fringe Approved	PR PRPs Approved	PR LOSP Approved	SEG Salary Approved	SEG Fringe Approved	SEG PRPs Approved	SEG LOSP Approved	FED Salary Approved	FED Fringe Approved	FED PRPs Approved	FED LOSP Approved
370 DNR	529	6,047	8,000	16,800	0	0	0	0	0	0	0	0	0	0	0	0	0	0	0	0	0	0
370 DNR	536	5,383	5,400	1,300	0	0	0	0	0	0	0	0	0	0	0	0	0	0	0	0	0	0
370 DNR	539	1,621	0	0	0	0	0	0	0	0	0	0	0	0	0	0	0	0	0	0	0	0
370 DNR	Total PR	704,056	626,200	25,700	0	16,300	626,200	25,700	0	16,300	0	25,700	0	16,300	0	0	0	0	0	0	0	0
370 DNR	159	15,700	15,700	5,500	0	0	0	0	0	0	0	0	0	0	0	0	0	0	0	0	0	0
370 DNR	161	1,878,857	1,774,100	2,110,200	0	106,100	0	0	0	0	0	0	0	0	0	0	0	0	0	0	0	0
370 DNR	163	49,472	46,500	15,100	0	2,000	0	0	0	0	0	0	0	0	0	0	0	0	0	0	0	0
370 DNR	261	33,711	33,700	0	0	0	0	0	0	0	0	0	0	0	0	0	0	0	0	0	0	0
370 DNR	265	1,206	0	0	0	0	0	0	0	0	0	0	0	0	0	0	0	0	0	0	0	0
370 DNR	275	108,498	108,500	0	0	21,700	0	0	0	0	0	0	0	0	0	0	0	0	0	0	0	0
370 DNR	276	2,455	8,700	0	0	0	0	0	0	0	0	0	0	0	0	0	0	0	0	0	0	0
370 DNR	277	39,852	40,000	0	0	0	0	0	0	0	0	0	0	0	0	0	0	0	0	0	0	0
370 DNR	284	6,271	0	0	0	0	0	0	0	0	0	0	0	0	0	0	0	0	0	0	0	0
370 DNR	285	8,527	8,500	1,100	0	0	0	0	0	0	0	0	0	0	0	0	0	0	0	0	0	0
370 DNR	361	388,681	367,000	337,100	0	46,700	0	0	0	0	0	0	0	0	0	0	0	0	0	0	0	0
370 DNR	362	1,632	1,800	4,500	0	0	0	0	0	0	0	0	0	0	0	0	0	0	0	0	0	0
370 DNR	370	0	0	1,100	0	0	0	0	0	0	0	0	0	0	0	0	0	0	0	0	0	0
370 DNR	371	14,878	14,900	17,900	0	0	0	0	0	0	0	0	0	0	0	0	0	0	0	0	0	0
370 DNR	372	15,556	15,600	0	0	0	0	0	0	0	0	0	0	0	0	0	0	0	0	0	0	0
370 DNR	373	45,760	45,800	46,300	0	0	0	0	0	0	0	0	0	0	0	0	0	0	0	0	0	0
370 DNR	375	1,040	1,000	0	0	0	0	0	0	0	0	0	0	0	0	0	0	0	0	0	0	0
370 DNR	376	6,945	6,900	4,100	0	0	0	0	0	0	0	0	0	0	0	0	0	0	0	0	0	0
370 DNR	377	1,632	1,800	1,800	0	0	0	0	0	0	0	0	0	0	0	0	0	0	0	0	0	0
370 DNR	442	23,074	0	0	0	0	0	0	0	0	0	0	0	0	0	0	0	0	0	0	0	0
370 DNR	443	7,034	0	0	0	0	0	0	0	0	0	0	0	0	0	0	0	0	0	0	0	0
370 DNR	444	11,697	0	0	0	0	0	0	0	0	0	0	0	0	0	0	0	0	0	0	0	0
370 DNR	459	404,711	371,600	0	0	1,900	0	0	0	0	0	0	0	0	0	0	0	0	0	0	0	0
370 DNR	461	62,537	62,500	16,200	0	0	0	0	0	0	0	0	0	0	0	0	0	0	0	0	0	0
370 DNR	465	38,862	40,100	32,200	0	0	0	0	0	0	0	0	0	0	0	0	0	0	0	0	0	0
370 DNR	474	21,676	21,900	0	0	0	0	0	0	0	0	0	0	0	0	0	0	0	0	0	0	0
370 DNR	478	16,538	0	0	0	0	0	0	0	0	0	0	0	0	0	0	0	0	0	0	0	0
370 DNR	555	668	0	0	0	0	0	0	0	0	0	0	0	0	0	0	0	0	0	0	0	0
370 DNR	556	636	0	0	0	0	0	0	0	0	0	0	0	0	0	0	0	0	0	0	0	0
370 DNR	561	3,648	0	0	0	0	0	0	0	0	0	0	0	0	0	0	0	0	0	0	0	0
370 DNR	671	776	0	0	0	0	0	0	0	0	0	0	0	0	0	0	0	0	0	0	0	0
370 DNR	672	1,296	0	0	0	0	0	0	0	0	0	0	0	0	0	0	0	0	0	0	0	0
370 DNR	861	542,351	731,500	0	0	0	0	0	0	0	0	0	0	0	0	0	0	0	0	0	0	0
370 DNR	863	13,770	13,800	0	0	38,600	0	0	0	0	0	0	0	0	0	0	0	0	0	0	0	0
370 DNR	867	6,865	6,900	0	0	0	0	0	0	0	0	0	0	0	0	0	0	0	0	0	0	0

FY99 Pay Plan Summary:
 Salary and Fringe, Performance Recognition Payments (PRP), and Length of Service Payments (LOSP)
 (All figures rounded to nearest \$100)

FY99 Pay Plan Summary		Pay Plan Approved by Appropriation				GFR Pay Plan Approved				PR Pay Plan Approved				SEG Pay Plan Approved									
Agency	Appr	Agency Pay Plan Maximum	Salary Requested & Approved	Fringe Approved	PRPs Approved	LOSP Approved	GFR Salary Approved	GFR Fringe Approved	GFR PRPs Approved	GFR LOSP Approved	PR Salary Approved	PR Fringe Approved	PR PRPs Approved	PR LOSP Approved	SEG Salary Approved	SEG Fringe Approved	SEG PRPs Approved	SEG LOSP Approved	FED Salary Approved	FED Fringe Approved	FED PRPs Approved	FED LOSP Approved	
370 DNR	875	1,050	0	0	0	0	0	0	0	0	0	0	0	0	0	0	0	0	0	0	0	0	0
370 DNR	884	4,731	4,700	288,000	0	28,100	4,700	0	0	0	0	0	0	0	0	0	0	0	0	0	0	0	0
370 DNR	961	251,316	236,000	17,100	0	0	236,000	17,100	0	0	0	0	0	0	0	0	0	0	0	0	0	0	0
370 DNR	963	18,448	18,400	11,900	0	0	18,400	11,900	0	0	0	0	0	0	0	0	0	0	0	0	0	0	0
370 DNR	967	17,890	18,800	0	0	0	18,800	0	0	0	0	0	0	0	0	0	0	0	0	0	0	0	0
370 DNR	968	2,946	2,800	1,100	0	3,000	2,800	1,100	0	0	0	0	0	0	0	0	0	0	0	0	0	0	0
370 DNR	972	32,655	34,000	0	0	0	34,000	0	0	0	0	0	0	0	0	0	0	0	0	0	0	0	0
370 DNR	975	8,564	9,600	0	0	0	9,600	0	0	0	0	0	0	0	0	0	0	0	0	0	0	0	0
370 DNR	978	4,122	4,800	890	0	0	4,800	890	0	0	0	0	0	0	0	0	0	0	0	0	0	0	0
370 DNR	984	2,664	2,700	2,200	0	0	2,700	2,200	0	0	0	0	0	0	0	0	0	0	0	0	0	0	0
370 DNR	Total SEG	4,131,860	4,073,600	2,913,300	0	242,200	4,073,600	2,913,300	0	242,200	0	0	0	0	4,073,600	2,913,300	0	242,200	0	0	0	0	0
380 Tourism	101	101,054	92,700	98,900	0	4,200	92,700	98,900	0	4,200	0	0	0	0	0	0	0	0	0	0	0	0	0
380 Tourism	105	859	0	0	0	0	0	0	0	0	0	0	0	0	0	0	0	0	0	0	0	0	0
380 Tourism	301	403	0	0	0	0	0	0	0	0	0	0	0	0	0	0	0	0	0	0	0	0	0
380 Tourism	Total GFR	102,448	92,700	98,900	0	4,200	92,700	98,900	0	4,200	0	0	0	0	0	0	0	0	0	0	0	0	0
380 Tourism	161	2,162	2,200	0	0	300	2,200	0	0	0	0	0	0	0	0	0	0	0	0	0	0	0	0
380 Tourism	261	4,021	4,000	7,200	300	0	4,000	7,200	300	0	0	0	0	0	0	0	0	0	0	0	0	0	0
380 Tourism	Total SEG	6,183	6,200	7,200	300	300	6,200	7,200	300	300	0	0	0	0	6,200	7,200	300	300	0	0	0	0	0
395 DOT	421	1,890	0	0	0	0	0	0	0	0	0	0	0	0	0	0	0	0	0	0	0	0	0
395 DOT	524	2,636	2,600	4,500	0	0	2,600	4,500	0	0	0	0	0	0	0	0	0	0	0	0	0	0	0
395 DOT	528	18,010	18,000	33,800	0	0	18,000	33,800	0	0	0	0	0	0	0	0	0	0	0	0	0	0	0
395 DOT	Total PR	22,536	20,600	38,300	0	0	20,600	38,300	0	0	0	0	0	0	0	0	0	0	0	0	0	0	0
395 DOT	369	22,892	0	0	0	0	0	0	0	0	0	0	0	0	0	0	0	0	0	0	0	0	0
395 DOT	461	1,373,965	1,373,700	0	0	60,800	1,373,700	0	0	60,800	0	0	0	0	0	0	0	0	0	0	0	0	0
395 DOT	464	7,498	0	0	0	0	0	0	0	0	0	0	0	0	0	0	0	0	0	0	0	0	0
395 DOT	466	10,980	0	0	0	0	0	0	0	0	0	0	0	0	0	0	0	0	0	0	0	0	0
395 DOT	467	15,826	3,000	2,100	0	900	3,000	2,100	0	900	0	0	0	0	0	0	0	0	0	0	0	0	0
395 DOT	563	1,816,514	1,816,500	972,100	0	178,100	1,816,500	972,100	0	178,100	0	0	0	0	0	0	0	0	0	0	0	0	0
395 DOT	564	1,390,530	1,132,000	408,300	0	60,000	1,132,000	408,300	0	60,000	0	0	0	0	0	0	0	0	0	0	0	0	0
395 DOT	961	2,688,825	1,208,100	0	0	83,200	1,208,100	0	0	83,200	0	0	0	0	0	0	0	0	0	0	0	0	0
395 DOT	Total SEG	7,316,338	5,533,300	1,382,600	0	339,000	5,533,300	1,382,600	0	339,000	0	0	0	0	5,533,300	1,382,600	0	339,000	0	0	0	0	0
395 DOT	481	85,540	0	0	0	0	0	0	0	0	0	0	0	0	0	0	0	0	0	0	0	0	0
395 DOT	594	62,750	0	0	0	0	0	0	0	0	0	0	0	0	0	0	0	0	0	0	0	0	0
395 DOT	981	2,667,010	1,476,500	0	0	109,000	1,476,500	0	0	109,000	0	0	0	0	0	0	0	0	0	0	0	0	0
395 DOT	Total FED	2,719,300	1,476,500	0	0	109,000	1,476,500	0	0	109,000	0	0	0	0	1,476,500	0	0	109,000	0	0	0	0	0
395 DOT	Total		14,776,500	14,776,500	0	1,099,000	14,776,500	14,776,500	0	1,099,000	0	0	0	0	14,776,500	14,776,500	0	1,099,000	0	0	0	0	0

FY99 Pay Plan Summary:
Salary and Fringe, Performance Recognition Payments (PRP), and Length of Service Payments (LOSP)
 (All figures rounded to nearest \$100)

FY99 Pay Plan Summary		Pay Plan Approved by Appropriation				GPR Pay Plan Approved				PR Pay Plan Approved				SEG Pay Plan Approved				FED Pay Plan Approved					
Agency	Appr	Agency Pay Plan Maximum	Salary Requested & Approved	Fringe Approved	PRPs Approved	LOSP Approved	GPR Salary Approved	GPR Fringe Approved	GPR PRPs Approved	GPR LOSP Approved	PR Salary Approved	PR Fringe Approved	PR PRPs Approved	PR LOSP Approved	SEG Salary Approved	SEG Fringe Approved	SEG PRPs Approved	SEG LOSP Approved	FED Salary Approved	FED Fringe Approved	FED PRPs Approved	FED LOSP Approved	
410	DOC	101	7,634,656	8,334,600	1,637,300	0	300,800																
410	DOC	102	2,846,005	2,944,000	1,195,900	0	163,600																
410	DOC	201	14,674	0	0	0	0																
410	DOC	301	37,005	0	0	0	0																
410	DOC	410	10,578,660	11,278,600	2,833,200	0	464,400	2,833,200	0	464,400													
410	DOC	120	18,371	0	0	0	0																
410	DOC	122	14,176	0	0	0	0																
410	DOC	124	8,964	0	0	0	0																
410	DOC	127	1,435	0	0	0	0																
410	DOC	130	7,966	0	0	0	0																
410	DOC	131	11,639	0	0	0	0																
410	DOC	134	143,981	0	0	0	0																
410	DOC	135	29,266	8,800	21,500	0	1,500																
410	DOC	139	16,278	0	0	0	0																
410	DOC	166	2,532	0	0	0	0																
410	DOC	167	35,867	0	0	0	0																
410	DOC	185	8,523	0	0	0	0																
410	DOC	186	12,172	0	0	0	0																
410	DOC	187	98	0	0	0	0																
410	DOC	267	2,964	0	0	0	0																
410	DOC	322	50,712	0	0	0	0																
410	DOC	323	1,994,101	0	0	0	0																
410	DOC	328	96,971	0	0	0	0																
410	DOC	330	1,533	0	0	0	0																
410	DOC	335	93,983	0	0	0	0																
410	DOC	367	33,467	0	0	0	0																
410	DOC	Total PR	2,586,120	8,800	21,500	0	1,500				8,800	21,500	0	1,500									
425	MERC	101	103,779	103,800	0	0	3,900																
425	MERC	Total GPR	103,778	103,800	0	0	3,900	103,800	0	3,900													
425	MERC	134	11,664	0	0	0	0																
425	MERC	Total PR	11,664	0	0	0	0				0	0	0	0									
432	BOALTC	101	15,949	15,900	0	0	0																
432	BOALTC	Total GPR	15,949	15,900	0	0	0	15,900	0	0													

FY99 Pay Plan Summary:
Salary and Fringe, Performance Recognition Payments (PRP), and Length of Service Payments (LOSP)
 (All figures rounded to nearest \$100)

Agency	Agency Appr	Agency Pay Plan Maximum	Pay Plan Approved by Appropriation				GPR Pay Plan Approved				PR Pay Plan Approved				SEG Pay Plan Approved				FED Pay Plan Approved			
			Salary Requested & Approved	Fringe Approved	PRPs Approved	LOSP Approved	GPR Salary Approved	GPR Fringe Approved	GPR PRPs Approved	GPR LOSP Approved	PR Salary Approved	PR Fringe Approved	PR PRPs Approved	PR LOSP Approved	SEG Salary Approved	SEG Fringe Approved	SEG PRPs Approved	SEG LOSP Approved	FED Salary Approved	FED Fringe Approved	FED PRPs Approved	FED LOSP Approved
432 BOALTC	121	1,063	0	0	0	0	0	0	0	0	0	0	0	0	0	0	0	0	0	0	0	0
432 BOALTC	131	11,042	0	0	0	0	0	0	0	0	0	0	0	0	0	0	0	0	0	0	0	0
432 BOALTC	132	7,133	0	0	0	0	0	0	0	0	0	0	0	0	0	0	0	0	0	0	0	0
432 BOALTC	Total PR	19,237	0	0	0	0	0	0	0	0	0	0	0	0	0	0	0	0	0	0	0	0
433 CANPB	180	6,613	0	4,100	0	400	0	400	0	4,100	0	400	0	0	0	0	0	0	0	0	0	0
433 CANPB	Total PR	6,613	0	4,100	0	400	0	400	0	4,100	0	400	0	0	0	0	0	0	0	0	0	0
434 Ad Fring Bnd	171	3,180	0	0	0	0	0	0	0	0	0	0	0	0	0	0	0	0	0	0	0	0
434 Ad Preg Bnd	Total GPR	3,180	0	0	0	0	0	0	0	0	0	0	0	0	0	0	0	0	0	0	0	0
435 HFS	121	260	0	0	0	0	0	0	0	0	0	0	0	0	0	0	0	0	0	0	0	0
435 HFS	124	99,616	0	0	0	0	0	0	0	0	0	0	0	0	0	0	0	0	0	0	0	0
435 HFS	126	21,946	0	19,400	0	500	0	500	0	19,400	0	500	0	0	0	0	0	0	0	0	0	0
435 HFS	131	15,605	0	0	0	0	0	0	0	0	0	0	0	0	0	0	0	0	0	0	0	0
435 HFS	132	32,994	0	0	0	0	0	0	0	0	0	0	0	0	0	0	0	0	0	0	0	0
435 HFS	133	1,124	0	0	0	0	0	0	0	0	0	0	0	0	0	0	0	0	0	0	0	0
435 HFS	136	4,466	0	0	0	0	0	0	0	0	0	0	0	0	0	0	0	0	0	0	0	0
435 HFS	137	21,622	0	0	0	0	0	0	0	0	0	0	0	0	0	0	0	0	0	0	0	0
435 HFS	143	312	0	0	0	0	0	0	0	0	0	0	0	0	0	0	0	0	0	0	0	0
435 HFS	144	1,515	0	0	0	0	0	0	0	0	0	0	0	0	0	0	0	0	0	0	0	0
435 HFS	167	48,997	0	0	0	0	0	0	0	0	0	0	0	0	0	0	0	0	0	0	0	0
435 HFS	179	2,592	0	0	0	0	0	0	0	0	0	0	0	0	0	0	0	0	0	0	0	0
435 HFS	184	12,944	0	0	0	0	0	0	0	0	0	0	0	0	0	0	0	0	0	0	0	0
435 HFS	187	20,841	0	0	0	0	0	0	0	0	0	0	0	0	0	0	0	0	0	0	0	0
435 HFS	228	3,895,086	1,285,200	0	0	0	0	0	0	1,285,200	0	0	0	0	0	0	0	0	0	0	0	0
435 HFS	229	1,133,966	0	0	0	0	0	0	0	0	0	0	0	0	0	0	0	0	0	0	0	0
435 HFS	237	42,120	0	0	0	0	0	0	0	0	0	0	0	0	0	0	0	0	0	0	0	0
435 HFS	238	41,150	0	0	0	0	0	0	0	0	0	0	0	0	0	0	0	0	0	0	0	0
435 HFS	267	187,545	0	0	0	0	0	0	0	0	0	0	0	0	0	0	0	0	0	0	0	0
435 HFS	320	945	0	0	0	0	0	0	0	0	0	0	0	0	0	0	0	0	0	0	0	0
435 HFS	321	1,035	0	4,650	0	0	0	0	0	4,650	0	0	0	0	0	0	0	0	0	0	0	0
435 HFS	339	26,331	7,200	0	0	1,400	0	1,400	0	7,200	0	1,400	0	0	0	0	0	0	0	0	0	0
435 HFS	365	58,327	0	0	0	0	0	0	0	0	0	0	0	0	0	0	0	0	0	0	0	0
435 HFS	366	2,967	24,600	8,600	0	100	0	100	0	24,600	8,600	100	0	0	0	0	0	0	0	0	0	0
435 HFS	367	12,130	0	0	0	0	0	0	0	0	0	0	0	0	0	0	0	0	0	0	0	0
435 HFS	523	9,528	24,900	100	0	400	0	400	0	24,900	100	400	0	0	0	0	0	0	0	0	0	0
435 HFS	525	8,244	0	0	0	0	0	0	0	0	0	0	0	0	0	0	0	0	0	0	0	0
435 HFS	527	2,704	0	0	0	0	0	0	0	0	0	0	0	0	0	0	0	0	0	0	0	0
435 HFS	533	5,613	0	0	0	0	0	0	0	0	0	0	0	0	0	0	0	0	0	0	0	0

FY99 Pay Plan Summary:
 Salary and Fringe, Performance Recognition Payments (PRP), and Length of Service Payments (LOSP)
 (All figures rounded to nearest \$100)

FY99 Pay Plan Summary		Pay Plan Approved by Appropriation				GPR Pay Plan Approved				PR Pay Plan Approved				SEG Pay Plan Approved				FED Pay Plan Approved					
Agency	Agency Appr	Agency Pay Plan Maximum	Salary Requested & Approved	Fringe Approved	PRPs Approved	LOSP Approved	GPR Salary Approved	GPR Fringe Approved	GPR PRPs Approved	GPR LOSP Approved	PR Salary Approved	PR Fringe Approved	PR PRPs Approved	PR LOSP Approved	SEG Salary Approved	SEG Fringe Approved	SEG PRPs Approved	SEG LOSP Approved	FED Salary Approved	FED Fringe Approved	FED PRPs Approved	FED LOSP Approved	
435	HFS	634	16,621	0	0	0	0	0	0	0	0	0	0	0	0	0	0	0	0	0	0	0	0
435	HFS	635	21,694	0	0	0	0	0	0	0	0	0	0	0	0	0	0	0	0	0	0	0	0
435	HFS	637	7,999	0	0	0	0	0	0	0	0	0	0	0	0	0	0	0	0	0	0	0	0
435	HFS	638	900	0	0	0	0	0	0	0	0	0	0	0	0	0	0	0	0	0	0	0	0
435	HFS	639	14,539	0	0	0	0	0	0	0	0	0	0	0	0	0	0	0	0	0	0	0	0
435	HFS	667	27,651	0	0	0	0	0	0	0	0	0	0	0	0	0	0	0	0	0	0	0	0
435	HFS	685	1,201	0	0	0	0	0	0	0	0	0	0	0	0	0	0	0	0	0	0	0	0
435	HFS	820	8,417	0	0	0	0	0	0	0	0	0	0	0	0	0	0	0	0	0	0	0	0
435	HFS	821	95,987	0	0	0	0	0	0	0	0	0	0	0	0	0	0	0	0	0	0	0	0
435	HFS	822	35,595	0	0	0	0	0	0	0	0	0	0	0	0	0	0	0	0	0	0	0	0
435	HFS	823	1,870	0	0	0	0	0	0	0	0	0	0	0	0	0	0	0	0	0	0	0	0
435	HFS	826	1,666	0	0	0	0	0	0	0	0	0	0	0	0	0	0	0	0	0	0	0	0
435	HFS	827	1,656	0	0	0	0	0	0	0	0	0	0	0	0	0	0	0	0	0	0	0	0
435	HFS	832	281,966	290,600	0	0	0	0	0	0	0	0	0	0	0	0	0	0	0	0	0	0	0
435	HFS	867	12,022	0	0	0	0	0	0	0	0	0	0	0	0	0	0	0	0	0	0	0	0
435	HFS		6,239,680	1,622,500	32,700	0	2,400	0	0	0	0	0	0	0	0	0	0	0	0	0	0	0	0
435	HFS			1,622,500	32,700	0	2,400	0	0	0	0	0	0	0	0	0	0	0	0	0	0	0	0
435	HFS	145	1,396	7,400	0	0	0	0	0	0	0	0	0	0	0	0	0	0	0	0	0	0	0
435	HFS	161	9,739	0	5,000	0	0	0	0	0	0	0	0	0	0	0	0	0	0	0	0	0	0
435	HFS	163	738	0	0	0	0	0	0	0	0	0	0	0	0	0	0	0	0	0	0	0	0
435	HFS	165	3,093	6,800	4,300	0	100	0	0	0	0	0	0	0	0	0	0	0	0	0	0	0	0
435	HFS		14,937	14,200	12,700	0	100	0	0	0	0	0	0	0	0	0	0	0	0	0	0	0	0
445	DWD	101	239,252	154,300	0	0	15,300	0	0	0	0	0	0	0	0	0	0	0	0	0	0	0	0
445	DWD	117	11,799	0	0	0	0	0	0	0	0	0	0	0	0	0	0	0	0	0	0	0	0
445	DWD	201	10,269	44,700	9,800	0	200	0	0	0	0	0	0	0	0	0	0	0	0	0	0	0	0
445	DWD	301	181,200	0	0	0	8,700	0	0	0	0	0	0	0	0	0	0	0	0	0	0	0	0
445	DWD	502	117,184	48,100	0	0	9,100	0	0	0	0	0	0	0	0	0	0	0	0	0	0	0	0
445	DWD	602	0	0	0	0	0	0	0	0	0	0	0	0	0	0	0	0	0	0	0	0	0
445	DWD	604	2,400	0	0	0	0	0	0	0	0	0	0	0	0	0	0	0	0	0	0	0	0
445	DWD		562,104	248,100	9,800	0	34,300	0	0	0	0	0	0	0	0	0	0	0	0	0	0	0	0
445	DWD			248,100	9,800	0	34,300	0	0	0	0	0	0	0	0	0	0	0	0	0	0	0	0
445	DWD	120	62,777	0	0	0	0	0	0	0	0	0	0	0	0	0	0	0	0	0	0	0	0
445	DWD	121	4,629	0	0	0	0	0	0	0	0	0	0	0	0	0	0	0	0	0	0	0	0
445	DWD	127	169,577	169,600	94,400	0	16,200	0	0	0	0	0	0	0	0	0	0	0	0	0	0	0	0
445	DWD	128	553	0	0	0	0	0	0	0	0	0	0	0	0	0	0	0	0	0	0	0	0
445	DWD	129	397,090	348,900	36,100	0	14,400	0	0	0	0	0	0	0	0	0	0	0	0	0	0	0	0
445	DWD	130	458	0	0	0	0	0	0	0	0	0	0	0	0	0	0	0	0	0	0	0	0
445	DWD	131	0	0	0	0	0	0	0	0	0	0	0	0	0	0	0	0	0	0	0	0	0
445	DWD	133	23,652	0	0	0	0	0	0	0	0	0	0	0	0	0	0	0	0	0	0	0	0

FY99 Pay Plan Summary:
 Salary and Fringe, Performance Recognition Payments (PRP), and Length of Service Payments (LOSP)
 (All figures rounded to nearest \$100)

FY99 Pay Plan Summary		Pay Plan Approved by Appropriation				GFR Pay Plan Approved				PR Pay Plan Approved				SEG Pay Plan Approved				FED Pay Plan Approved				
Agency	Appr	Agency Pay Plan Maximum	Salary Requested & Approved	Fringe Approved	PRPs Approved	LOSP Approved	GFR Salary Approved	GFR Fringe Approved	GFR PRPs Approved	GFR LOSP Approved	PR Salary Approved	PR Fringe Approved	PR PRPs Approved	PR LOSP Approved	SEG Salary Approved	SEG Fringe Approved	SEG PRPs Approved	SEG LOSP Approved	FED Salary Approved	FED Fringe Approved	FED PRPs Approved	FED LOSP Approved
445 DWD	135	4,335	0	0	0	0	0	0	0	0	0	0	0	0	0	0	0	0	0	0	0	0
445 DWD	137	16,408	0	0	0	0	0	0	0	0	0	0	0	0	0	0	0	0	0	0	0	0
445 DWD	141	0	0	0	0	1,100	0	0	0	0	0	0	0	0	0	0	0	0	0	0	0	0
445 DWD	145	0	0	0	0	2,500	0	0	0	0	0	0	0	0	0	0	0	0	0	0	0	0
445 DWD	151	0	0	0	0	113,900	0	0	0	0	0	0	0	0	0	0	0	0	0	0	0	0
445 DWD	155	14,625	0	0	0	900	0	0	0	0	0	0	0	0	0	0	0	0	0	0	0	0
445 DWD	185	1,241,781	828,800	0	0	42,500	0	0	0	0	0	0	0	0	0	0	0	0	0	0	0	0
445 DWD	229	43,359	0	0	0	900	0	0	0	0	0	0	0	0	0	0	0	0	0	0	0	0
445 DWD	241	0	0	0	0	100	0	0	0	0	0	0	0	0	0	0	0	0	0	0	0	0
445 DWD	251	0	0	0	0	2,200	0	0	0	0	0	0	0	0	0	0	0	0	0	0	0	0
445 DWD	334	6,056	2,200	1,100	0	200	0	0	0	0	0	0	0	0	0	0	0	0	0	0	0	0
445 DWD	338	11,447	0	0	0	1,000	0	0	0	0	0	0	0	0	0	0	0	0	0	0	0	0
445 DWD	340	0	0	0	0	100	0	0	0	0	0	0	0	0	0	0	0	0	0	0	0	0
445 DWD	344	0	0	0	0	7,700	0	0	0	0	0	0	0	0	0	0	0	0	0	0	0	0
445 DWD	345	0	0	0	0	1,400	0	0	0	0	0	0	0	0	0	0	0	0	0	0	0	0
445 DWD	349	0	0	0	0	800	0	0	0	0	0	0	0	0	0	0	0	0	0	0	0	0
445 DWD	357	0	0	0	0	4,500	0	0	0	0	0	0	0	0	0	0	0	0	0	0	0	0
445 DWD	358	0	0	0	0	200	0	0	0	0	0	0	0	0	0	0	0	0	0	0	0	0
445 DWD	367	1,607	1,600	20,700	0	0	0	0	0	0	0	0	0	0	0	0	0	0	0	0	0	0
445 DWD	390	0	1,900	600	0	4,200	0	0	0	0	0	0	0	0	0	0	0	0	0	0	0	0
445 DWD	531	988	0	0	0	100	0	0	0	0	0	0	0	0	0	0	0	0	0	0	0	0
445 DWD	539	1,357	0	0	0	100	0	0	0	0	0	0	0	0	0	0	0	0	0	0	0	0
445 DWD	540	0	0	0	0	600	0	0	0	0	0	0	0	0	0	0	0	0	0	0	0	0
445 DWD	541	0	0	0	0	34,200	0	0	0	0	0	0	0	0	0	0	0	0	0	0	0	0
445 DWD	567	5,874	0	0	0	200	0	0	0	0	0	0	0	0	0	0	0	0	0	0	0	0
445 DWD	630	3,873	3,900	1,100	0	0	0	0	0	0	0	0	0	0	0	0	0	0	0	0	0	0
445 DWD	Total PR	2,010,853	1,358,900	154,000	0	252,100	0	0	0	0	1,358,900	154,000	0	252,100	0	0	0	0	0	0	0	0
445 DWD	698	11,093	0	0	0	300	0	0	0	0	0	0	0	0	0	0	0	0	0	0	0	0
445 DWD	Total SEG	11,093	0	0	0	300	0	0	0	0	0	0	0	0	0	0	0	0	0	0	0	0
455 DOJ	101	718,267	513,000	0	0	17,200	0	0	0	0	0	0	0	0	0	0	0	0	0	0	0	0
455 DOJ	201	356,623	372,800	139,300	0	17,400	0	0	0	0	0	0	0	0	0	0	0	0	0	0	0	0
455 DOJ	206	5,153	0	9,100	0	300	0	0	0	0	0	0	0	0	0	0	0	0	0	0	0	0
455 DOJ	208	8,178	0	0	0	0	0	0	0	0	0	0	0	0	0	0	0	0	0	0	0	0
455 DOJ	301	102,577	305,600	42,300	2,200	4,600	0	0	0	0	0	0	0	0	0	0	0	0	0	0	0	0
455 DOJ	501	28,884	28,100	0	0	2,000	0	0	0	0	0	0	0	0	0	0	0	0	0	0	0	0
455 DOJ	Total GFR	1,219,478	1,219,600	180,700	2,200	41,500	1,219,500	180,700	2,200	41,500	1,358,900	154,000	0	252,100	0	0	0	0	0	0	0	0
455 DOJ	126	10,853	0	0	0	0	0	0	0	0	0	0	0	0	0	0	0	0	0	0	0	0

FY99 Pay Plan Summary:
Salary and Fringe, Performance Recognition Payments (PRP), and Length of Service Payments (LOSP)
 (All figures rounded to nearest \$100)

Agency	Agency Appr	Agency Pay Plan Maximum	Pay Plan Approved by Appropriation				GFR Pay Plan Approved				PR Pay Plan Approved				SEG Pay Plan Approved				FED Pay Plan Approved			
			Salary Requested & Approved	Fringe Approved	PRPs Approved	LOSP Approved	GFR Salary Approved	GFR Fringe Approved	GFR PRPs Approved	GFR LOSP Approved	PR Salary Approved	PR Fringe Approved	PR PRPs Approved	PR LOSP Approved	SEG Salary Approved	SEG Fringe Approved	SEG PRPs Approved	SEG LOSP Approved	FED Salary Approved	FED Fringe Approved	FED PRPs Approved	FED LOSP Approved
455 DOJ	132	30,411	0	0	0	0	0	0	0	0	0	0	0	0	0	0	0	0	0	0	0	0
455 DOJ	133	24,145	0	0	0	0	0	0	0	0	0	0	0	0	0	0	0	0	0	0	0	0
455 DOJ	134	11,118	22,200	1,200	0	0	0	0	0	0	0	0	0	0	0	0	0	0	0	0	0	0
455 DOJ	221	13,890	4,800	1,400	0	400	0	0	0	0	0	0	0	0	0	0	0	0	0	0	0	0
455 DOJ	222	3,927	1,800	0	0	100	0	0	0	0	0	0	0	0	0	0	0	0	0	0	0	0
455 DOJ	223	2,817	1,400	0	0	100	0	0	0	0	0	0	0	0	0	0	0	0	0	0	0	0
455 DOJ	227	1,942	4,900	1,900	0	1,900	0	0	0	0	0	0	0	0	0	0	0	0	0	0	0	0
455 DOJ	228	26,867	0	6,700	0	1,900	0	0	0	0	0	0	0	0	0	0	0	0	0	0	0	0
455 DOJ	229	40,021	86,600	68,100	0	1,900	0	0	0	0	0	0	0	0	0	0	0	0	0	0	0	0
455 DOJ	232	66,081	196,100	16,500	0	2,600	0	0	0	0	0	0	0	0	0	0	0	0	0	0	0	0
455 DOJ	233	58,673	0	0	0	0	0	0	0	0	0	0	0	0	0	0	0	0	0	0	0	0
455 DOJ	234	12,394	0	17,300	0	300	0	0	0	0	0	0	0	0	0	0	0	0	0	0	0	0
455 DOJ	236	52,859	46,800	23,700	0	2,200	0	0	0	0	0	0	0	0	0	0	0	0	0	0	0	0
455 DOJ	321	4,119	40,400	25,000	0	100	0	0	0	0	0	0	0	0	0	0	0	0	0	0	0	0
455 DOJ	532	62	0	0	0	0	0	0	0	0	0	0	0	0	0	0	0	0	0	0	0	0
455 DOJ	533	1,419	0	3,300	0	0	0	0	0	0	0	0	0	0	0	0	0	0	0	0	0	0
455 DOJ	537	4,743	0	0	0	0	0	0	0	0	0	0	0	0	0	0	0	0	0	0	0	0
455 DOJ	Total PR	364,842	364,860	166,106	0	9,300	0	0	0	0	0	0	0	0	0	0	0	0	0	0	0	0
455 DOJ	261	7,738	4,000	0	0	300	0	0	0	0	0	0	0	0	0	0	0	0	0	0	0	0
455 DOJ	Total SEG	7,738	4,000	0	0	300	0	0	0	0	0	0	0	0	0	0	0	0	0	0	0	0
465 DMA	101	121,927	75,500	2,300	0	10,100	0	0	0	0	0	0	0	0	0	0	0	0	0	0	0	0
465 DMA	301	16,128	11,600	200	0	500	0	0	0	0	0	0	0	0	0	0	0	0	0	0	0	0
465 DMA	307	2,243	3,600	0	0	200	0	0	0	0	0	0	0	0	0	0	0	0	0	0	0	0
465 DMA	Total GPR	140,298	90,900	2,600	0	11,200	0	0	0	0	0	0	0	0	0	0	0	0	0	0	0	0
465 DMA	132	0	2,600	900	0	0	0	0	0	0	0	0	0	0	0	0	0	0	0	0	0	0
465 DMA	134	5,669	17,400	9,700	0	200	0	0	0	0	0	0	0	0	0	0	0	0	0	0	0	0
465 DMA	331	29,593	700	200	0	600	0	0	0	0	0	0	0	0	0	0	0	0	0	0	0	0
465 DMA	335	22,526	0	0	0	0	0	0	0	0	0	0	0	0	0	0	0	0	0	0	0	0
465 DMA	Total PR	46,791	20,700	10,800	0	1,600	0	0	0	0	0	0	0	0	0	0	0	0	0	0	0	0
475 DA	104	1,318,764	1,318,800	0	0	2,200	0	0	0	0	0	0	0	0	0	0	0	0	0	0	0	0
475 DA	Total GPR	1,318,764	1,318,800	0	0	2,200	0	0	0	0	0	0	0	0	0	0	0	0	0	0	0	0
475 DA	132	137,825	0	0	0	0	0	0	0	0	0	0	0	0	0	0	0	0	0	0	0	0
475 DA	Total PR	137,825	0	0	0	0	0	0	0	0	0	0	0	0	0	0	0	0	0	0	0	0
465 DVA	203	8,552	0	0	0	0	0	0	0	0	0	0	0	0	0	0	0	0	0	0	0	0

FY99 Pay Plan Summary:
Salary and Fringe, Performance Recognition Payments (PRP), and Length of Service Payments (LOSP)
 (All figures rounded to nearest \$100)

Agency	Agency Appri	Pay Plan Approved by Appropriation					GPR Pay Plan Approved					PR Pay Plan Approved					SEG Pay Plan Approved					
		Agency Pay Plan Maximum	Salary Requested & Approved	Fringe Approved	PRPs Approved	LOSP Approved	GPR Salary Approved	GPR Fringe Approved	GPR PRPs Approved	GPR LOSP Approved	PR Salary Approved	PR Fringe Approved	PR PRPs Approved	PR LOSP Approved	SEG Salary Approved	SEG Fringe Approved	SEG PRPs Approved	SEG LOSP Approved	FED Salary Approved	FED Fringe Approved	FED PRPs Approved	FED LOSP Approved
485 DVA		8,552	0	0	0	0	0	0	0	0	0	0	0	0	0	0	0	0	0	0	0	0
	Total GPR		0	0	0	0	0	0	0	0	0	0	0	0	0	0	0	0	0	0	0	0
485 DVA	120	1,106,487	1,106,500	57,600	2,200	61,600																
485 DVA	131	1,679	1,700	0	0	0																
485 DVA	137	1,692	0	0	0	0																
485 DVA	420	6,705	0	0	0	0																
485 DVA		1,116,852	1,108,200	57,600	2,200	61,600				1,108,200	57,600	2,200	61,600									
485 DVA	261	96,581	85,300	21,500	0	5,600																
485 DVA	262	2,555	3,800	4,400	0	0																
485 DVA	272	3,528	4,900	2,300	0	0																
485 DVA	363	182,505	700	0	0	7,700																
485 DVA	460	3,952	16,900	8,400	0	12,900																
485 DVA		268,148	111,600	36,600	0	26,200				11,600	36,600	0	26,200									
505 DOA	101	247,568	169,800	0	0	10,700																
505 DOA	104	4,700	0	0	0	0																
505 DOA	302	1,150	0	0	0	0																
505 DOA	401	5,705	35,200	0	0	900																
505 DOA	403	1,818	3,300	3,100	0	200																
505 DOA	407	116,841	3,700	0	0	2,700																
505 DOA	601	6,270	0	0	0	0																
505 DOA	701	25,884	0	0	0	0																
505 DOA	901	337	0	0	0	0																
505 DOA		470,271	212,000	3,100	0	14,500				212,000	3,100	0	14,500									
505 DOA																						
505 DOA	115	636	0	0	0	0																
505 DOA	116	2,670	0	0	0	0																
505 DOA	120	19,093	0	0	0	0																
505 DOA	128	14,416	0	0	0	0																
505 DOA	129	6,114	9,200	0	0	300																
505 DOA	130	487,477	0	303,900	0	0																
505 DOA	133	154,481	38,300	0	0	6,700																
505 DOA	134	48,296	0	0	0	0																
505 DOA	135	328,371	354,800	0	0	10,800																
505 DOA	136	109,155	141,100	115,200	0	7,900																
505 DOA	137	132,065	306,100	95,200	0	4,300																
505 DOA	138	121,133	210,300	3,900	0	5,500																
505 DOA	227	43,477	49,800	33,000	0	1,000																
505 DOA	424	3,608	0	0	0	0																

FY99 Pay Plan Summary:
Salary and Fringe, Performance Recognition Payments (PRP), and Length of Service Payments (LOSP)
 (All figures rounded to nearest \$100)

FY99 Pay Plan Summary		Pay Plan Approved by Appropriation					GFR Pay Plan Approved			PR Pay Plan Approved			SEG Pay Plan Approved			FED Pay Plan Approved							
Agency	Appr	Agency Pay Plan Maximum	Salary Requested & Approved	Fringe Approved	PRPs Approved	LOSP Approved	GFR Salary Approved	GFR Fringe Approved	GFR PRPs Approved	GFR LOSP Approved	PR Salary Approved	PR Fringe Approved	PR PRPs Approved	PR LOSP Approved	SEG Salary Approved	SEG Fringe Approved	SEG PRPs Approved	SEG LOSP Approved	FED Salary Approved	FED Fringe Approved	FED PRPs Approved	FED LOSP Approved	
505 DOA	431	5,325	0	0	0	0	0	0	0	0	0	0	0	0	0	0	0	0	0	0	0	0	0
505 DOA	435	134,678	88,900	12,200	0	1,800	0	0	0	0	0	0	0	0	0	0	0	0	0	0	0	0	0
505 DOA	436	5,071	0	0	0	0	0	0	0	0	0	0	0	0	0	0	0	0	0	0	0	0	0
505 DOA	437	5,985	5,800	0	0	300	0	0	0	0	0	0	0	0	0	0	0	0	0	0	0	0	0
505 DOA	531	434,223	788,200	151,200	0	24,400	0	0	0	0	0	0	0	0	0	0	0	0	0	0	0	0	0
505 DOA	530	4,205	0	0	0	0	0	0	0	0	0	0	0	0	0	0	0	0	0	0	0	0	0
505 DOA	733	4,550	0	0	0	0	0	0	0	0	0	0	0	0	0	0	0	0	0	0	0	0	0
505 DOA	737	4,005	0	0	0	0	0	0	0	0	0	0	0	0	0	0	0	0	0	0	0	0	0
505 DOA	829	12,280	0	0	0	0	0	0	0	0	0	0	0	0	0	0	0	0	0	0	0	0	0
505 DOA	831	35,428	10,300	11,700	0	0	0	0	0	0	0	0	0	0	0	0	0	0	0	0	0	0	0
505 DOA	835	6,857	0	0	0	0	0	0	0	0	0	0	0	0	0	0	0	0	0	0	0	0	0
505 DOA	Total PR	2,185,182	2,005,500	726,300	0	62,500	2,005,500	726,300	0	62,500	0	0	0	0	0	0	0	0	0	0	0	0	0
505 DOA	165	25,623	39,200	0	0	0	0	0	0	0	0	0	0	0	0	0	0	0	0	0	0	0	0
505 DOA	184	5,976	0	2,000	0	0	0	0	0	0	0	0	0	0	0	0	0	0	0	0	0	0	0
505 DOA	461	5,325	0	0	0	0	0	0	0	0	0	0	0	0	0	0	0	0	0	0	0	0	0
505 DOA	563	7,742	0	0	0	0	0	0	0	0	0	0	0	0	0	0	0	0	0	0	0	0	0
505 DOA	Total SEG	44,668	38,200	2,000	0	0	0	0	0	0	0	0	0	0	0	0	0	0	0	0	0	0	0
507 BPL	128	13,632	0	0	0	0	0	0	0	0	0	0	0	0	0	0	0	0	0	0	0	0	0
507 BPL	Total PR	13,632	0	0	0	0	0	0	0	0	0	0	0	0	0	0	0	0	0	0	0	0	0
510 Elections	101	28,760	28,800	300	0	1,200	28,800	300	0	1,200	0	0	0	0	0	0	0	0	0	0	0	0	0
510 Elections	Total GFR	28,760	28,800	300	0	1,200	28,800	300	0	1,200	0	0	0	0	0	0	0	0	0	0	0	0	0
512 DER	101	55,534	95,200	1,300	2,000	1,900	0	0	0	0	0	0	0	0	0	0	0	0	0	0	0	0	0
512 DER	102	22,262	0	0	0	0	0	0	0	0	0	0	0	0	0	0	0	0	0	0	0	0	0
512 DER	103	33,827	33,800	0	200	1,400	0	0	0	0	0	0	0	0	0	0	0	0	0	0	0	0	0
512 DER	104	6,623	17,500	3,400	0	300	0	0	0	0	0	0	0	0	0	0	0	0	0	0	0	0	0
512 DER	105	41,716	15,500	0	0	1,900	0	0	0	0	0	0	0	0	0	0	0	0	0	0	0	0	0
512 DER	Total GFR	162,862	162,100	4,700	2,200	5,500	162,100	4,700	2,200	5,500	0	0	0	0	0	0	0	0	0	0	0	0	0
512 DER	133	6,620	6,600	0	0	400	0	0	0	0	0	0	0	0	0	0	0	0	0	0	0	0	0
512 DER	134	7,918	7,000	2,900	0	0	0	0	0	0	0	0	0	0	0	0	0	0	0	0	0	0	0
512 DER	138	1,445	1,400	5,500	0	100	0	0	0	0	0	0	0	0	0	0	0	0	0	0	0	0	0
512 DER	Total PR	15,084	15,000	8,400	0	500	0	0	0	0	15,000	8,400	0	500	0	0	0	0	0	0	0	0	0
515 ETF	176	425,000	425,200	561,800	2,200	21,800	425,200	561,800	2,200	21,800	0	0	0	0	0	0	0	0	0	0	0	0	0
515 ETF	Total SEG	425,000	425,200	561,800	2,200	21,800	425,200	561,800	2,200	21,800	0	0	0	0	0	0	0	0	0	0	0	0	0
515 ETF	Total PR	425,000	425,200	561,800	2,200	21,800	425,200	561,800	2,200	21,800	0	0	0	0	0	0	0	0	0	0	0	0	0

FY99 Pay Plan Summary:
Salary and Fringe, Performance Recognition Payments (PRP), and Length of Service Payments (LOSP)
 (All figures rounded to nearest \$100)

FY98 Pay Plan Summary		Pay Plan Approved by Appropriation					GPR Pay Plan Approved					PR Pay Plan Approved					SEG Pay Plan Approved					
Agency	Agency Appr	Agency Pay Plan Maximum	Salary Requested & Approved	Fringe Approved	PRPs Approved	LOSP Approved	GPR Salary Approved	GPR Fringe Approved	GPR PRPs Approved	GPR LOSP Approved	PR Salary Approved	PR Fringe Approved	PR PRPs Approved	PR LOSP Approved	SEG Salary Approved	SEG Fringe Approved	SEG PRPs Approved	SEG LOSP Approved	FED Salary Approved	FED Fringe Approved	FED PRPs Approved	FED LOSP Approved
521 Ethics	101	7,148	4,100	0	0	200	4,100	0	0	200												
521 Ethics	Total GPR	7,148	4,100	0	0	200	4,100	0	0	200												
521 Ethics	135	13,568	0	0	0	0																
521 Ethics	Total PR	13,568	0	0	0	0																
525 Gov Offc	101	55,058	48,500	0	0	0																
525 Gov Offc	106	4,200	17,300	0	0	0																
525 Gov Offc	201	6,573	0	20,800	0	0																
525 Gov Offc	Total GPR	65,831	65,800	20,800	0	0	65,800	20,800	0	0												
525 Gov Offc	121	6,812	0	0	0	0																
525 Gov Offc	Total PR	6,812	0	0	0	0																
536 SWB	131	311,500	311,500	60,000	0	0																
536 SWB	Total PR	311,500	311,500	60,000	0	0																
540 Lt. Gov	101	8,510	7,500	0	2,200	0	7,500	0	2,200	0												
540 Lt. Gov	Total GPR	8,510	7,500	0	2,200	0	7,500	0	2,200	0												
547 Pers Comm	101	16,260	33,800	0	700	700																
547 Pers Comm	Total GPR	16,260	33,800	0	700	700																
550 SFD	101	45,378	53,200	35,000	2,200	1,100																
550 SFD	102	149,321	149,300	0	0	1,400																
550 SFD	103	1,504,348	1,504,600	2,600	0	11,400																
550 SFD	105	7,798	0	1,400	0	0																
550 SFD	Total GPR	1,707,043	1,707,100	39,000	2,200	13,500	1,707,100	39,000	2,200	13,500												
550 SFD	134	792	300	0	0	0																
550 SFD	135	3,899	2,700	1,700	0	100																
550 SFD	Total PR	4,691	3,000	1,700	0	100																
566 DOR	101	1,259,711	1,145,900	122,700	0	64,700																
566 DOR	201	436,922	413,500	42,500	0	25,900																
566 DOR	301	398,673	505,900	50,800	0	18,200																
566 DOR	Total GPR	2,065,287	2,065,300	216,000	0	108,800	2,065,300	216,000	0	108,800												
566 DOR	123	12,073	40,100	26,800	0	800																
566 DOR	Total PR	53,693	0	0	0	0																

FY99 Pay Plan Summary:
Salary and Fringe, Performance Recognition Payments (PRP), and Length of Service Payments (LOSP)
(All figures rounded to nearest \$100)

Agency	Agency Appr	Agency Pay Plan Maximum	Pay Plan Approved by Appropriation			GPR Pay Plan Approved			PR Pay Plan Approved			SEG Pay Plan Approved			FED Pay Plan Approved							
			Salary Requested & Approved	Fringe Approved	PRPs Approved	LOSP Approved	GPR Salary Approved	GPR Fringe Approved	GPR PRPs Approved	GPR LOSP Approved	PR Salary Approved	PR Fringe Approved	PR PRPs Approved	PR LOSP Approved	SEG Salary Approved	SEG Fringe Approved	SEG PRPs Approved	SEG LOSP Approved	FED Salary Approved	FED Fringe Approved	FED PRPs Approved	FED LOSP Approved
566 DOR	125	9,621	0	0	0	0	0	0	0	0	0	0	0	0	0	0	0	0	0	0	0	0
566 DOR	126	11,098	12,300	800	0	300	0	0	0	0	0	0	0	0	0	0	0	0	0	0	0	0
566 DOR	128	54,375	433,400	105,100	0	20,500	0	0	0	0	0	0	0	0	0	0	0	0	0	0	0	0
566 DOR	129	0	0	2,800	0	4,900	0	0	0	0	0	0	0	0	0	0	0	0	0	0	0	0
566 DOR	130	90,789	63,200	47,500	0	0	0	0	0	0	0	0	0	0	0	0	0	0	0	0	0	0
566 DOR	131	3,192	0	0	0	0	0	0	0	0	0	0	0	0	0	0	0	0	0	0	0	0
566 DOR	132	7,852	14,500	15,100	0	800	0	0	0	0	0	0	0	0	0	0	0	0	0	0	0	0
566 DOR	135	0	1,700	1,300	0	100	0	0	0	0	0	0	0	0	0	0	0	0	0	0	0	0
566 DOR	233	842	0	0	0	0	0	0	0	0	0	0	0	0	0	0	0	0	0	0	0	0
566 DOR	325	9,693	13,700	100	0	600	0	0	0	0	0	0	0	0	0	0	0	0	0	0	0	0
566 DOR	333	0	0	5,000	0	0	0	0	0	0	0	0	0	0	0	0	0	0	0	0	0	0
566 DOR	722	841	100	4,100	0	0	0	0	0	0	0	0	0	0	0	0	0	0	0	0	0	0
566 DOR	Total PR	743,908	599,000	209,700	0	27,800	0	0	0	599,000	209,700	0	27,800	0	0	0	0	0	0	0	0	0
566 DOR	161	56,538	20,600	300	0	2,800	0	0	0	0	0	0	0	0	0	0	0	0	0	0	0	0
566 DOR	162	4,893	17,900	21,300	0	300	0	0	0	0	0	0	0	0	0	0	0	0	0	0	0	0
566 DOR	163	6,335	6,400	6,400	0	300	0	0	0	0	0	0	0	0	0	0	0	0	0	0	0	0
566 DOR	164	606	0	0	0	0	0	0	0	0	0	0	0	0	0	0	0	0	0	0	0	0
566 DOR	261	3,034	0	0	0	200	0	0	0	0	0	0	0	0	0	0	0	0	0	0	0	0
566 DOR	262	114	800	0	0	200	0	0	0	0	0	0	0	0	0	0	0	0	0	0	0	0
566 DOR	860	158,604	0	0	0	0	0	0	0	0	0	0	0	0	0	0	0	0	0	0	0	0
566 DOR	Total SEG	230,715	45,000	28,000	0	3,800	0	0	0	45,000	28,000	0	3,800	0	0	0	0	0	0	0	0	0
575 Sec of State	130	13,039	11,800	4,800	0	500	0	0	0	11,800	4,800	0	500	0	0	0	0	0	0	0	0	0
575 Sec of State	Total PR	13,039	11,800	4,800	0	500	0	0	0	11,800	4,800	0	500	0	0	0	0	0	0	0	0	0
565 Treas	131	6,246	10,900	500	0	100	0	0	0	0	0	0	0	0	0	0	0	0	0	0	0	0
565 Treas	133	2,968	19,500	2,300	0	0	0	0	0	0	0	0	0	0	0	0	0	0	0	0	0	0
565 Treas	134	10,987	0	0	0	0	0	0	0	0	0	0	0	0	0	0	0	0	0	0	0	0
565 Treas	136	15,493	4,700	11,500	0	0	0	0	0	0	0	0	0	0	0	0	0	0	0	0	0	0
565 Treas	228	14,408	0	0	0	0	0	0	0	0	0	0	0	0	0	0	0	0	0	0	0	0
565 Treas	Total PR	49,312	35,100	14,300	0	100	0	0	0	35,100	14,300	0	100	0	0	0	0	0	0	0	0	0
625 Circuit Ct.	101	1,976,736	0	0	0	0	0	0	0	0	0	0	0	0	0	0	0	0	0	0	0	0
625 Circ Court	Total GPR	1,976,736	0	0	0	0	0	0	0	0	0	0	0	0	0	0	0	0	0	0	0	0
600 Appeals Ct.	101	174,287	0	0	0	0	0	0	0	0	0	0	0	0	0	0	0	0	0	0	0	0
600 Appeals Ct.	Total GPR	174,287	0	0	0	0	0	0	0	0	0	0	0	0	0	0	0	0	0	0	0	0
665 Jnd Comm.	101	2,675	2,700	800	1,900	0	0	0	0	0	0	0	0	0	0	0	0	0	0	0	0	0

FY99 Pay Plan Summary:
 Salary and Fringe, Performance Recognition Payments (PRP), and Length of Service Payments (LOSP)
 (All figures rounded to nearest \$100)

FY99 Pay Plan Summary		Pay Plan Approved by Appropriation						GPR Pay Plan Approved						PR Pay Plan Approved						SEG Pay Plan Approved						FED Pay Plan Approved					
Agency	Appr	Agency Pay Plan Maximum	Salary Requested & Approved	Fringe Approved	PRPs Approved	LOSP Approved	GPR Salary Approved	GPR Fringe Approved	GPR PRPs Approved	GPR LOSP Approved	PR Salary Approved	PR Fringe Approved	PR PRPs Approved	PR LOSP Approved	SEG Salary Approved	SEG Fringe Approved	SEG PRPs Approved	SEG LOSP Approved	FED Salary Approved	FED Fringe Approved	FED PRPs Approved	FED LOSP Approved									
665	Jud Comm	2,675	2,700	800	1,000	0	2,700	800	1,000	0																					
680	Supreme Ct	53,422	0	0	0	0	0	0	0	0																					
680	Supreme Ct	108,480	108,500	39,100	0	5,900																									
680	Supreme Ct	15,767	15,800	3,700	0	700																									
680	Supreme Ct	177,669	124,300	42,800	0	6,500	124,300	42,800	0	6,500																					
680	Supreme Ct	2,745	2,500	300	0	0																									
680	Supreme Ct	115,564	125,200	52,900	0	0																									
680	Supreme Ct	4,043	6,200	0	0	0																									
680	Supreme Ct	15,273	15,300	5,500	0	300																									
680	Supreme Ct	42,899	30,400	14,000	0	1,400																									
680	Supreme Ct	421	1,300	2,900	0	0																									
680	Supreme Ct	5,061	0	0	0	0																									
680	Supreme Ct	185,877	181,900	78,200	0	1,700					181,900	75,200	0	1,700																	
680	Supreme Ct	6,696	6	0	0	0																									
680	Supreme Ct	6,699	6	0	0	0																									
765	RRC	5,339	0	700	0	0																									
765	RRC	5,339	0	700	0	0																									
765	LAB	103,462	0	0	0	0																									
765	LAB	103,462	0	0	0	0																									
765	LAB	33,084	0	0	0	0																									
765	LAB	39,084	6	0	0	0																									
Subtotals All Non-LSA and Non-LIW-System Agencies			21,474,000	4,036,000	23,400	847,900	21,474,000	4,036,000	23,400	847,900	10,942,900	2,113,100	4,900	631,700	10,398,500	5,021,200	4,900	640,600	1,742,200	60,100	0	116,300									

Legislative Service Agencies (LSAs)		Pay Plan Approved by Appropriation						GPR Pay Plan Approved						PR Pay Plan Approved						SEG Pay Plan Approved						FED Pay Plan Approved					
Agency	Appr	Agency Pay Plan Maximum	Salary Requested & Approved	Fringe Approved	PRPs Approved	LOSP Approved	GPR Salary Approved	GPR Fringe Approved	GPR PRPs Approved	GPR LOSP Approved	PR Salary Approved	PR Fringe Approved	PR PRPs Approved	PR LOSP Approved	SEG Salary Approved	SEG Fringe Approved	SEG PRPs Approved	SEG LOSP Approved	FED Salary Approved	FED Fringe Approved	FED PRPs Approved	FED LOSP Approved									
765	Assem. Staff	637,130	412,600	94,100	0	10,300																									
765	Assem. Membrs	96,457	100,900	23,000	0	0																									
765	Assembly	733,687	513,500	117,100	0	10,300	513,500	117,100	0	10,300																					
765	Senate Staff	427,103	427,100	0	0	11,000																									
765	Senate Membr	32,150	32,200	0	0	0																									

FY99 Pay Plan Summary:
 Salary and Fringe, Performance Recognition Payments (PRP), and Length of Service Payments (LOSP)
 (All figures rounded to nearest \$100)

FY99 Pay Plan Summary		Pay Plan Approved by Appropriation				GPR Pay Plan Approved				PR Pay Plan Approved				SEG Pay Plan Approved									
Agency	Appr	Agency Pay Plan Maximum	Salary Requested & Approved	Fringe Approved	PRPs Approved	LOSP Approved	GPR Salary Approved	GPR Fringe Approved	GPR PRPs Approved	GPR LOSP Approved	PR Salary Approved	PR Fringe Approved	PR PRPs Approved	PR LOSP Approved	SEG Salary Approved	SEG Fringe Approved	SEG PRPs Approved	SEG LOSP Approved	FED Salary Approved	FED Fringe Approved	FED PRPs Approved	FED LOSP Approved	
765 Senate		459,253	459,300	0	0	0	459,300	0	0	11,000	0	0	0	0	0	0	0	0	0	0	0	0	0
765 Revisor	301	23,788	0	7,900	0	1,400	0	0	0	0	0	0	0	0	0	0	0	0	0	0	0	0	0
765 Revisor	Total GPR	23,788	0	7,900	0	1,400	0	7,900	0	1,400	0	0	0	0	0	0	0	0	0	0	0	0	0
765 LRB	302	359,554	0	0	0	0	0	0	0	0	0	0	0	0	0	0	0	0	0	0	0	0	0
765 LRB	Total GPR	359,554	0	0	0	0	0	0	0	0	0	0	0	0	0	0	0	0	0	0	0	0	0
765 LFB	304	77,700	77,700	0	0	2,500	77,700	0	0	2,500	0	0	0	0	0	0	0	0	0	0	0	0	0
765 LFB	Total GPR	77,700	77,700	0	0	2,500	77,700	0	0	2,500	0	0	0	0	0	0	0	0	0	0	0	0	0
765 Leg Council	305	243,975	45,300	0	0	0	45,300	0	0	0	0	0	0	0	0	0	0	0	0	0	0	0	0
765 Leg Council	Total GPR	243,975	45,300	0	0	0	45,300	0	0	0	0	0	0	0	0	0	0	0	0	0	0	0	0
765 Leg Tech	311	29,775	29,800	11,200	0	1,800	29,800	11,200	0	1,800	0	0	0	0	0	0	0	0	0	0	0	0	0
765 Leg Tech	Total GPR	29,775	29,800	11,200	0	1,800	29,800	11,200	0	1,800	0	0	0	0	0	0	0	0	0	0	0	0	0
			1,125,600	136,200	0	27,000	1,125,600	136,200	0	27,000	0	0	0	0	0	0	0	0	0	0	0	0	0
			Subtotals Legislative Service Agencies																				

UW-System		Pay Plan Approved by Appropriation				GPR Pay Plan Approved				PR Pay Plan Approved				SEG Pay Plan Approved																												
Agency	Appr	Agency Pay Plan Maximum	Salary Requested & Approved	Fringe Approved	PRPs Approved	LOSP Approved	GPR Salary Approved	GPR Fringe Approved	GPR PRPs Approved	GPR LOSP Approved	PR Salary Approved	PR Fringe Approved	PR PRPs Approved	PR LOSP Approved	SEG Salary Approved	SEG Fringe Approved	SEG PRPs Approved	SEG LOSP Approved	FED Salary Approved	FED Fringe Approved	FED PRPs Approved	FED LOSP Approved																				
285 UW-System	GPR	0	26,086,100	3,111,300	0	852,200	26,086,100	3,111,300	0	852,200	0	0	0	0	0	0	0	0	0	0	0	0	0																			
285 UW-System	Total GPR	0	26,086,100	3,111,300	0	852,200	26,086,100	3,111,300	0	852,200	0	0	0	0	0	0	0	0	0	0	0	0	0																			
285 UW-System	PR	0	14,339,700	5,847,300	0	291,100	14,339,700	5,847,300	0	291,100	0	0	0	0	0	0	0	0	0	0	0	0	0																			
285 UW-System	Total PR	0	14,339,700	5,847,300	0	291,100	14,339,700	5,847,300	0	291,100	0	0	0	0	0	0	0	0	0	0	0	0	0																			
			40,425,800	9,000,000	0	1,143,300	40,425,800	9,000,000	0	1,143,300	0	0	0	0	0	0	0	0	0	0	0	0	0																			
			Subtotals UW-System																																							
			40,425,800	9,000,000	0	1,143,300	40,425,800	9,000,000	0	1,143,300	0	0	0	0	0	0	0	0	0	0	0	0	0																			
			48,685,700	7,283,500	23,400	1,727,100	48,685,700	7,283,500	23,400	1,727,100	25,282,600	7,960,400	4,900	822,800	10,398,500	5,071,200	4,900	640,600	1,742,200	60,100	0	116,300	0																			
			GRAND TOTALS																																							
			48,685,700	7,283,500	23,400	1,727,100	48,685,700	7,283,500	23,400	1,727,100	25,282,600	7,960,400	4,900	822,800	10,398,500	5,071,200	4,900	640,600	1,742,200	60,100	0	116,300	0																			
			TOTALS GROUPED BY FUND SOURCE																																							
			GPR Pay Plan Approved										PR Pay Plan Approved										SEG Pay Plan Approved										FED Pay Plan Approved									
			57,719,700										34,070,700										16,085,200										1,918,600									

STATE OF WISCONSIN

SENATE CHAIR
BRIAN BURKE

316 South, State Capitol
P.O. Box 7882
Madison, WI 53707-7882
Phone: 266-8535



ASSEMBLY CHAIR
JOHN GARD

315 North, State Capitol
P.O. Box 8952
Madison, WI 53708-8952
Phone: 266-2343

JOINT COMMITTEE ON FINANCE

August 11, 1999

Mr. Richard Chandler, State Budget Director
Department of Administration
101 East Wilson, 10th Floor
Madison, WI 53707

Dear Mr. Chandler:

The Joint Committee on Finance has reviewed the proposed additional pay plan supplements for four state agencies as contained in your July 21, 1999, memorandum to the Committee. Pursuant to s. 20.928(2m) of the statutes, the Committee is responsible for approving any such pay plan supplements under a 14-day passive review process.

The Committee approves the proposed additional supplement amounts as specified in your July 21, 1999, submittal to the Committee.

Sincerely,

Handwritten signature of Brian Burke in black ink.

BRIAN BURKE
Senate Chair

Handwritten signature of John Gard in black ink.

JOHN GARD
Assembly Chair


BB:JG:js

cc: Members, Joint Committee on Finance
Vicky LaBelle, Department of Administration

THE STATE OF WISCONSIN

SENATE CHAIR
BRIAN BURKE

316-S Capitol
P.O. Box 7882
Madison, WI 53707-7882
Phone: (608) 266-8535



ASSEMBLY CHAIR
JOHN GARD

315-N Capitol
P.O. Box 8952
Madison, WI 53708-8952
Phone: (608) 266-2343

JOINT COMMITTEE ON FINANCE

MEMORANDUM

To: Members
Joint Committee on Finance

From: Senator Brian Burke
Representative John Gard

Re: 14-Day Passive Review Approval

Date: July 23, 1999


Attached is a copy of a letter from the Department of Administration, received July 22, 1999, which provides information on technical adjustments to their previously approved FY99 Pay Plan Supplements submitted by the Educational Communications Board, the Ethics Board, the Office of the State Treasurer, and the Legislative Reference Bureau. The adjustments require passive review and approval by the Joint Committee on Finance.

Please review the material and notify **Senator Burke** or **Representative Gard** no later than **Monday, August 9, 1999**, if you have any concerns about the request or if you would like the Committee to meet formally to discuss it.

Also, please contact us if you need further information.

Attachment

BB:JG:dh



TOMMY G. THOMPSON
GOVERNOR
MARK D. BUGHER
SECRETARY

Date: July 21, 1999

To: Senator Brian Burke, Co-Chair
Representative John Gard, Co-Chair
The Joint Committee on Finance

From: Richard G. Chandler *RGC*
State Budget Director

Subject: Addendum to FY99 Pay Plan

Agencies received their FY99 Pay Plan Supplements as approved by the Joint Finance Committee on June 25, 1999. Since then, four agencies have submitted technical adjustments to their previously approved supplement amounts. These agencies are the Educational Communications Board (ECB), the Ethics Board, the Office of the State Treasurer, and the Legislative Reference Bureau (LRB). Their amended requests are detailed below.

<u>Agency</u>	<u>Appr.</u>	<u>Salary Request</u>	<u>Fringe Request</u>	<u>Fund Source</u>
225 - ECB	101	**	\$6,200	GPR
225 - ECB	106	**	600	GPR

** Denotes that the original pay plan supplement request remains unchanged.

ECB received fringe benefit supplement totaling \$8,600 GPR for its 101 appropriation and \$3,900 GPR for its 106 appropriation. It now seeks an additional \$6,200 GPR and \$600 GPR to offset deficits caused by higher than anticipated fringe benefit costs in FY99. If these adjustments are approved, the board's fringe benefit supplement for appropriation 101 will total \$14,800 GPR and for appropriation 106, \$4,500 GPR.

<u>Agency</u>	<u>Appr.</u>	<u>Salary Request</u>	<u>Fringe Request</u>	<u>Fund Source</u>
521 - Ethics	101	800	100	GPR

The Ethics Board received a salary supplement for its 101 appropriation totaling \$4,100 GPR. When calculating its original salary projection, the agency inadvertently omitted its Performance Recognition Payments (PRP) costs totaling \$800 GPR. This request for additional budget authority would increase the agency's total salary supplement received to \$4,900 GPR, an amount within its pay plan maximum for this appropriation (\$7,148 GPR).

The Ethics Board did not submit a fringe benefit request for its 101 appropriation. It now requests a supplement totaling \$100 GPR to offset a projected deficit on its fringe benefit line.

Agency	Appr.	Salary Request	Fringe Request	Fund Source
585 - Treasurer	133	**	4,400	PR

** Denotes that the original pay plan supplement request remains unchanged.

The Treasurer received a fringe benefit supplement for its 133 appropriation totaling \$2,300 PR. The agency later discovered that it had used an incorrect retirement premium cost when projecting its need for supplement, resulting in a projected deficit totaling \$4,400 PR. If its technical request is approved, the agency's total fringe benefit supplement for this appropriation will equal \$6,700.

Agency	Appr.	Salary Request	Fringe Request	Fund Source
765 - LRB	302	45,000	**	GPR

** Denotes that the original pay plan supplement request remains unchanged.

The LRB did not submit a salary or fringe request during the initial pay plan process. It now requests a salary supplement of \$45,000 GPR to its 302 appropriation, an amount that is within its pay plan maximum (\$365,554 GPR). The LRB is facing a salary deficit, the result of filling all staff vacancies in FY99 and having unexpected overtime requirements in the month of June. The request, if approved, will offset the deficit amount.

Any questions regarding these additional requests should be directed to Dawn Carrier at 266-8777.

Attachment

cc: Bob Lang, LFB