


THE STATE OF WISCONSIN

SENATE CHAIR
BRIAN BURKE

316-S Capitol
P.O. Box 7882
Madison, WI 53707-7882
Phone: (608) 266-8535



ASSEMBLY CHAIR
JOHN GARD

315-N Capitol
P.O. Box 8952
Madison, WI 53708-8952
Phone: (608) 266-2343

JOINT COMMITTEE ON FINANCE

December 2, 1999

Secretary George Lightbourn
Department of Administration
101 East Wilson Street
Madison, Wisconsin 53703

Dear Secretary Lightbourn:

We are writing to inform you that the Joint Committee on Finance has reviewed your request, dated November 10, 1999, pertaining to the 1999 Payments for Municipal Services Program Report.

No objection to this request has been raised. Accordingly, the request is approved.

Sincerely,

Handwritten signature of Brian Burke in black ink.

BRIAN BURKE
Senate Chair

Handwritten signature of John Gard in black ink.

JOHN GARD
Assembly Chair

BB/JG/js

Cc: Members, Joint Committee on Finance
Bob Lang, Legislative Fiscal Bureau
Vicki LaBelle, Department of Administration



Legislative Fiscal Bureau

One East Main, Suite 301 • Madison, WI 53703 • (608) 266-3847 • Fax: (608) 267-6873

November 23, 1999

TO: Members
Joint Committee on Finance

FROM: Bob Lang, Director

SUBJECT: Request for Approval of Recommended 1999 Payments for Municipal Services

Under s. 70.119 of the statutes, the distribution of payments for municipal services (PMS), and any modifications to the PMS program's guidelines, must be approved annually by the Joint Committee on Finance. The Department of Administration (DOA) is required to submit its recommended payments for the PMS program to the co-chairpersons of the Committee no later than November 15 of each year. The Committee must notify the Department within 14 working days after the date the Department's report is received if it intends to schedule a meeting for the purpose of reviewing the recommended payments. If the Committee does not notify the Department about a scheduled meeting within these 14 days, the recommendation is considered to be approved.

The Department submitted a report of recommended payments, which was dated November 10, 1999, and received on November 15, 1999. If the Committee intends to hold a meeting on the payment schedule, the Department must be notified by December 6, 1999.

The primary purpose of the PMS program is to make equitable, annual payments to municipalities for local fire and police protection and solid waste handling services provided to property tax exempt state facilities. The intent of the program is to aid in the reduction of local property taxes by making a state contribution toward the cost of these municipally-provided services. The annual entitlement for each eligible municipality is determined largely by formula and, in a few instances, through additional negotiation with DOA. County governments may receive payments under the PMS program in response to claims for certain services provided by the county.

The PMS formula approximates the local costs for police, fire and solid waste disposal services provided to state facilities and financed out of local property tax revenue. Under this formula, entitlements are calculated as a percent of municipal police, fire and solid waste costs. The percent is calculated as the result of the value of state facilities as a percent of the combined value of taxable buildings and state facilities multiplied by property tax revenues as a percent of shared revenue and property taxes combined. Entitlements are calculated on the basis of previous calendar year fiscal information. For example, entitlements calculated for services provided in 1999 are based on 1998 costs, revenues and property values. The actual payments will be made to municipalities in 2000.

If the sum of the formula entitlements exceeds the appropriation for PMS, the payments are prorated. In the past, payments have varied from 67.2% of entitlements to 100% of entitlements. In 1998, the appropriation for PMS was \$18,065,300 GPR and payments were 84.7% of entitlements. For 1999, the appropriation will remain at \$18,065,300 GPR and payments will be equal to 82.5% of the \$21,904,339 in entitlements.


We have reviewed records provided by DOA and found that the recommended payment schedule for 1999 conforms with the program's guidelines and the payments have been properly calculated. If the Committee does not schedule a meeting to review the proposed payments, the Department's recommendation will be considered approved. As noted above, the Committee must notify the Department of a meeting by December 6, 1999.

BL/AR/lah

THE STATE OF WISCONSIN

SENATE CHAIR
BRIAN BURKE

316-S Capitol
P.O. Box 7882
Madison, WI 53707-7882
Phone: (608) 266-8535



ASSEMBLY CHAIR
JOHN GARD

315-N Capitol
P.O. Box 8952
Madison, WI 53708-8952
Phone: (608) 266-2343

JOINT COMMITTEE ON FINANCE

MEMORANDUM

To: Members
Joint Committee on Finance

From: Senator Brian Burke
Representative John Gard
Co-Chairs, Joint Committee on Finance

Date: November 15, 1999

Re: 14-Day Passive Review

Attached is a copy of a request from the Department of Administration, received on November 15, 1999, pertaining to the 1999 Payments for Municipal Services Program Report.

Pursuant to s. 70.119(6), Stats., the Department must submit the enclosed report to the Joint Committee on Finance for review. If the Committee does not schedule a meeting within 14 working days after the date the report is received, the Department may make payments to eligible towns, villages and cities. If the Committee notifies the Department that a meeting has been scheduled to review the total payments, the Department may not make the payments without the approval of the Committee.

Please review the material and notify **Senator Burke** or **Representative Gard**, no later than **Wednesday, December 1, 1999**, if you have any concerns about the request or if you would like to meet formally to consider it.

Also, please contact us if you need further information.

Attachment

BB/JG/js

STATE OF WISCONSIN
DEPARTMENT OF ADMINISTRATION
101 East Wilson Street, Madison, Wisconsin


TOMMY G. THOMPSON
GOVERNOR
GEORGE LIGHTBOURN
ACTING SECRETARY



Mailing Address:
Post Office Box 7864
Madison, WI 53707-7864

November 10, 1999

The Honorable Brian Burke, Co-Chair
Joint Committee on Finance
316 South, State Capitol
Madison, WI 53702



The Honorable John Gard, Co-Chair
Joint Committee on Finance
315 North, State Capitol
Madison, WI 53702

Dear Senator Burke and Representative Gard:

A summary report for the calendar year 1999 Payments for Municipal Services Program (PMS) is enclosed for your review and approval under s. 70.119 (6) as amended by Act 399, Laws of 1987. The report shows the entitlements as derived by applying the PMS formula and the actual payments recommended by the Department of Administration, as required by s. 70.119, Wisconsin Statutes.

The number of towns, villages and cities eligible for payment is 269. The recommended payments are 82.47 percent of the total entitlements. The reduction is necessary to contain the program within the \$18,065,300 PMS appropriation. The reduction of payments on a pro-rata basis is a standard action required by s. 70.119 whenever the appropriation is insufficient.

Approval of the 1999 report (FY 00) in conformance with the statutory fourteen working day provision, is respectfully requested.

Sincerely,


George Lightbourn
Acting Secretary

cc: Members, Joint Committee on Finance
Brian A. Schimming
Richard Chandler
Robert Lang
Donald Harrier

PAYMENTS FOR MUNICIPAL SERVICES
 FORMULA PAYMENT'S RECOMMENDED FOR CALENDAR YEAR 1999
 Prepared by Demographic Services Center, Wisconsin Department of Administration
 NOVEMBER 1999

TAX DISTRICT	COUNTY	MUNICIPALITY	VALUATION OF STATE FACILITIES	ENTITLEMENT INDICATED BY FORMULA-NEGOTIATION			RECOMMENDED PAYMENT
				POLICE	FIRE	SOLID WASTE	
01024	Adams	T-Preston	944,429	N/A	370	N/A	370
01030	Adams	T-Rome *	340,820	687	235	N/A	922
01201	Adams	C-Adams	362,390	665	348	176	1,189
02014	Ashland	T-La Pointe	1,940,235	3,397	7,178	N/A	10,575
02016	Ashland	T-Marengo	250,756	N/A	232	N/A	232
02018	Ashland	T-Morse	626,096	N/A	557	N/A	557
02201	Ashland	C-Ashland	1,558,415	3,716	3,091	N/A	6,807
03022	Barron	T-Dovre	455,279	N/A	544	N/A	544
03206	Barron	C-Barron	99,550	237	68	N/A	305
03212	Barron	C-Cumberland	393,117	990	144	N/A	1,134
03276	Barron	C-Rice Lake	11,473,989	45,538	27,101	N/A	72,639
04004	Bayfield	T-Barnes	284,543	32	1,175	113	1,320
04006	Bayfield	T-Bayfield	3,212,975	N/A	5,805	N/A	5,805
04018	Bayfield	T-Drummond	763,066	N/A	1,162	N/A	1,162
04020	Bayfield	T-Eileen	693,450	N/A	1,127	N/A	1,127
04206	Bayfield	C-Bayfield	116,396	525	236	N/A	761
04291	Bayfield	C-Washburn	148,215	301	70	N/A	371
05025	Brown	T-Ledgeview	1,188,684	N/A	1,128	N/A	1,128
05102	Brown	V-Affouez	35,331,161	4,814	60,827	N/A	65,641
05104	Brown	V-Ashwaubenon	2,734,227	5,801	4,563	N/A	10,364
05136	Brown	V-Howard	1,394,256	1,839	1,248	N/A	3,087
05231	Brown	C-Green Bay	122,730,186	233,329	398,975	N/A	632,304
06022	Buffalo	T-Milton	554,958	N/A	253	N/A	253
07040	Burnett	T-West Marshland *	226,913	N/A	245	N/A	245
07131	Burnett	V-Grantsburg	655,334	1,145	1,090	N/A	2,235
07191	Burnett	V-Webster	152,242	261	171	N/A	432
08002	Calumet	T-Brillion *	157,16	N/A	115	N/A	115
08006	Calumet	T-Charlestown	433,695	N/A	227	N/A	227
08010	Calumet	T-Harrison	1,690,130	193	830	N/A	1,023
08014	Calumet	T-Rantoul	199,007	31	116	N/A	147
							305
							760
							981
							8,722
							191
							459
							5,614
							449
							252
							935
							59,908
							1,089
							4,788
							958
							929
							628
							306
							930
							54,137
							8,548
							2,546
							521,484
							209
							202
							1,843
							356
							95
							187
							844
							121

PAYMENTS FOR MUNICIPAL SERVICES
 FORMULA PAYMENTS RECOMMENDED FOR CALENDAR YEAR 1999
 Prepared by Demographic Services Center, Wisconsin Department of Administration
 NOVEMBER 1999

TAX DISTRICT	COUNTY	MUNICIPALITY	VALUATION OF STATE FACILITIES	ENTITLEMENT INDICATED BY FORMULA-NEGOTIATION			RECOMMENDED PAYMENT
				POLICE	FIRE	SOLID WASTE	
09002	Chippewa	T-Anson	1,280,396	N/A	136	N/A	112
09032	Chippewa	T-Howard	225,847	N/A	230	N/A	190
09038	Chippewa	T-Sampson	576,419	N/A	769	N/A	634
09211	Chippewa	C-Chippewa Falls	54,529,811	143,400	122,135	N/A	218,996
09213	Chippewa	C-Cornell	265,095	551	346	N/A	740
10201	Clark	C-Abbotsford	1,143,107	2,645	3,656	N/A	5,197
10261	Clark	C-Neillsville	1,123,401	3,093	1,740	N/A	3,986
11002	Columbia	T-Arlington	2,295,601	N/A	4,451	N/A	3,671
11004	Columbia	T-Caledonia	217,095	N/A	176	N/A	145
11010	Columbia	T-Dekorra	5,070,169	N/A	4,338	833	4,265
11018	Columbia	T-Leeds	10,004,580	N/A	10,342	N/A	8,529
11024	Columbia	T-Lowville	1,036,913	N/A	726	N/A	599
11271	Columbia	C-Portage	37,489,467	13,042	45,563	230	48,523
11291	Columbia	C-Wisconsin Dells	178,812	965	70	338	1,132
12271	Crawford	C-Prairie du Chien	30,249,474	29,018	26,545	N/A	45,825
13018	Dane	T-Cottage Grove	124,409	101	495	N/A	492
13020	Dane	T-Cross Plains	899,615	N/A	414	N/A	341
13024	Dane	T-Deerfield	3,289,479	N/A	3,963	N/A	3,268
13028	Dane	T-Dunn	3,927,527	N/A	3,199	N/A	2,638
13032	Dane	T-Madison	3,967,851	15,974	9,598	N/A	21,090
13034	Dane	T-Mazomanie *	553,256	N/A	323	N/A	266
13046	Dane	T-Pleasant Springs	1,127,209	N/A	366	N/A	302
13062	Dane	T-Verona	1,136,255	N/A	1,198	N/A	988
13064	Dane	T-Vienna	1,061,494	N/A	650	N/A	536
13066	Dane	T-Westport	1,213,343	N/A	860	N/A	709
13118	Dane	V-De Forest *	2,012,682	5,745	3,478	N/A	7,607
13151	Dane	V-Maple Bluff	1,304,960	3,161	2,096	N/A	4,336
13154	Dane	V-McFarland	121,887	370	211	N/A	479
13225	Dane	C-Fitchburg	26,313,154	97,099	23,141	N/A	99,166
13251	Dane	C-Madison (1)	2,330,661,555	4,375,609	4,522,313	N/A	7,338,438
13286	Dane	C-Verona	414,469	1,222	581	N/A	1,487
14006	Dodge	T-Burnett *	94,766	N/A	569	N/A	469

PAYMENTS FOR MUNICIPAL SERVICES
 FORMULA PAYMENTS RECOMMENDED FOR CALENDAR YEAR 1999
 Prepared by Demographic Services Center, Wisconsin Department of Administration
 NOVEMBER 1999

TAX DISTRICT	COUNTY	MUNICIPALITY	VALUATION OF STATE FACILITIES	ENTITLEMENT INDICATED BY FORMULA-NEGOTIATION			RECOMMENDED PAYMENT
				POLICE	FIRE	SOLID WASTE	
14010	Dodge	T-Chester	4,443,036	N/A	1,168	N/A	963
14018	Dodge	T-Fox Lake	33,888,593	2,700	20,973	N/A	19,524
14044	Dodge	T-Trenton	314,139	N/A	181	N/A	149
14048	Dodge	T-Williamstown	1,283,490	N/A	1,654	N/A	1,364
14236	Dodge	C-Horicon	386,068	1,415	678	N/A	1,726
14292	Dodge	C-Waupun	112,066,639	24,649	74,632	N/A	81,881
15014	Door	T-Gibraitar	2,129,566	287	1,042	N/A	1,096
15018	Door	T-Liberty Grove	599,182	N/A	199	N/A	164
15020	Door	T-Nasewauee	660,876	N/A	973	N/A	802
15028	Door	T-Washington	580,458	294	675	1,603	2,121
15281	Door	C-Sturgeon Bay *	1,665,641	4,835	3,696	N/A	7,036
16004	Douglas	T-Bennett	175,549	N/A	612	N/A	505
16006	Douglas	T-Brule	827,240	N/A	955	N/A	788
16008	Douglas	T-Cloverland	155,823	N/A	605	N/A	499
16012	Douglas	T-Gordon	287,226	39	418	157	506
16016	Douglas	T-Highland	391,083	N/A	437	43	396
16032	Douglas	T-Wascott	1,546,141	N/A	660	419	890
16281	Douglas	C-Superior (2)	81,761,437	162,364	181,194	36,114	313,129
17020	Dunn	T-Otter Creek	1,721,028	N/A	723	N/A	596
17038	Dunn	T-Tainter *	226,901	N/A	130	N/A	107
17251	Dunn	C-Menomonie (10)	165,275,411	220,231	376,837	882	493,151
18016	Eau Claire	T-Otter Creek	147,517	N/A	140	N/A	115
18024	Eau Claire	T-Washington	1,888,977	N/A	912	N/A	752
18126	Eau Claire	V-Fairchild	192,928	297	273	N/A	470
18221	Eau Claire	C-Eau Claire	189,734,783	272,749	386,041	N/A	543,328
19006	Florence	T-Fence *	286,777	N/A	148	N/A	122
20006	Fond du Lac	T-Auburn	3,414,661	N/A	2,986	N/A	2,463
20032	Fond du Lac	T-Osceola	1,787,015	63	971	N/A	853
20226	Fond du Lac	C-Fond du Lac	42,633,664	53,641	85,396	N/A	114,669
20276	Fond du Lac	C-Ripon	778,141	2,402	317	474	2,633

PAYMENTS FOR MUNICIPAL SERVICES
 FORMULA PAYMENTS RECOMMENDED FOR CALENDAR YEAR 1999
 Prepared by Demographic Services Center, Wisconsin Department of Administration
 NOVEMBER 1999

TAX DISTRICT	COUNTY	MUNICIPALITY	VALUATION OF STATE FACILITIES	ENTITLEMENT INDICATED BY FORMULA-NEGOTIATION			RECOMMENDED PAYMENT
				POLICE	FIRE	SOLID WASTE	
21211	Forest	C-Crandon	172,828	524	161	N/A	565
22002	Grant	T-Beetown	1,025,473	N/A	763	213	805
22004	Grant	T-Bloomington	182,001	N/A	123	N/A	101
22006	Grant	T-Boscobel	1,130,052	N/A	365	N/A	301
22111	Grant	V-Cassville (3)	1,312,242	5,450	2,516	N/A	6,570
22271	Grant	C-Platteville (2)	126,618,851	186,640	84,107	49,857	264,414
23008	Green	T-Cadiz *	182,586	N/A	136	N/A	112
23024	Green	T-New Glarus	156,493	N/A	171	N/A	141
23161	Green	V-New Glarus	210,321	552	227	N/A	642
23251	Green	C-Monroe	777,424	2,905	931	N/A	3,164
24006	Green Lake	T-Green Lake	95,009	N/A	106	N/A	87
24206	Green Lake	C-Berlin	736,360	2,366	793	N/A	2,605
25004	Iowa	T-Brigham	1,658,499	N/A	2,407	N/A	1,985
25008	Iowa	T-Dodgeville	1,849,134	N/A	1,700	N/A	1,402
25012	Iowa	T-Highland	374,501	N/A	703	N/A	580
25028	Iowa	T-Wyoming	576,282	N/A	602	N/A	496
25251	Iowa	C-Mineral Point	622,805	1,406	434	N/A	1,518
26012	Iron	T-Mercer	229,590	N/A	151	N/A	125
26014	Iron	T-Oma *	31,505	N/A	378	N/A	312
26020	Iron	T-Sherman *	84,374	N/A	653	N/A	539
26236	Iron	C-Hurley	668,069	3,638	916	N/A	3,756
27010	Jackson	T-Brockway	38,735,727	2,185	2,300	N/A	3,699
27036	Jackson	T-Millston	415,411	339	359	N/A	576
27206	Jackson	C-Black River Falls (9)	3,173,132	9,601	5,455	N/A	12,417
28002	Jefferson	T-Azataian	322,269	N/A	203	N/A	167
28024	Jefferson	T-Palmira	103,735	N/A	146	N/A	120
28226	Jefferson	C-Fort Atkinson	1,035,248	3,025	873	N/A	3,215
28246	Jefferson	C-Lake Mills	1,229,993	3,518	1,323	0	3,993
28291	Jefferson	C-Watertown	760,345	2,132	901	N/A	2,501

PAYMENTS FOR MUNICIPAL SERVICES
 FORMULA PAYMENTS RECOMMENDED FOR CALENDAR YEAR 1999
 Prepared by Demographic Services Center, Wisconsin Department of Administration
 NOVEMBER 1999

TAX DISTRICT	COUNTY	MUNICIPALITY	VALUATION OF STATE FACILITIES	ENTITLEMENT INDICATED BY FORMULA-NEGOTIATION			RECOMMENDED PAYMENT
				POLICE	FIRE	SOLID WASTE	
29012	Juneau	T-Germantown *	398,043	40	93	N/A	110
29024	Juneau	T-Lyndon	1,540,746	N/A	905	N/A	746
29111	Juneau	V-Camp Douglas	15,079,064	8,655	2,677	N/A	11,332
29161	Juneau	V-Necedah	307,965	657	602	207	9,346
29251	Juneau	C-Mauston	751,436	1,656	678	N/A	1,209
							1,925
30002	Kenosha	T-Brighton	2,749,609	N/A	1,301	N/A	1,073
30174	Kenosha	V-Pleasant Prairie	680,027	1,503	1,409	N/A	2,402
30241	Kenosha	C-Kenosha (4)	4,820,283	372,028	305,480	N/A	558,765
32008	La Crosse	T-Campbell	113,729	166	18	N/A	152
32246	La Crosse	C-La Crosse (2)	171,512,441	474,139	590,774	41,366	912,388
32265	La Crosse	C-Onalaska	2,060,910	5,723	1,810	N/A	6,213
33012	Lafayette	T-Elk Grove	2,502,914	N/A	4,740	N/A	3,909
33014	Lafayette	T-Fayette	786,206	N/A	760	N/A	627
34008	Langlade	T-Elcho *	90,025	N/A	209	N/A	172
34034	Langlade	T-Wolf River	314,491	N/A	71	117	155
34201	Langlade	C-Antigo	1,342,060	3,336	2,665	N/A	4,949
35012	Lincoln	T-King	1,686,829	N/A	130	N/A	107
35251	Lincoln	C-Merrill (5)	933,767	4,298	73,683	195	64,475
35286	Lincoln	C-Tomahawk	3,405,823	9,854	4,339	2,071	13,414
36004	Manitowoc	T-Centerville	370,025	N/A	349	N/A	288
36006	Manitowoc	T-Cooperstown	709,752	N/A	636	N/A	525
36030	Manitowoc	T-Rockland *	124,864	N/A	159	N/A	131
36036	Manitowoc	T-Two Rivers *	1,052,862	N/A	118	N/A	97
36251	Manitowoc	C-Manitowoc	8,385,928	20,586	15,142	N/A	29,466
36286	Manitowoc	C-Two Rivers	683,576	2,047	1,302	N/A	2,762
37030	Marathon	T-Green Valley	395,817	N/A	205	N/A	169
37068	Marathon	T-Rib Mountain	3,243,682	51	2,793	N/A	2,346
37251	Marathon	C-Mosinee	776,127	1,977	0	N/A	1,631
37291	Marathon	C-Wausau	26,355,054	103,720	68,112	23,929	161,451

PAYMENTS FOR MUNICIPAL SERVICES
 FORMULA PAYMENTS RECOMMENDED FOR CALENDAR YEAR 1999
 Prepared by Demographic Services Center, Wisconsin Department of Administration
 NOVEMBER 1999

TAX DISTRICT	COUNTY	MUNICIPALITY	VALUATION OF STATE FACILITIES	ENTITLEMENT INDICATED BY FORMULA-NEGOTIATION				RECOMMENDED PAYMENT
				POLICE	FIRE	SOLID WASTE	TOTAL	
38032	Marinette	T-Stephenson	326,220	27	198	N/A	225	186
38191	Marinette	V-Wausaukee	273,975	N/A	410	243	653	539
38251	Marinette	C-Marquette	8,650,655	34,567	28,300	N/A	62,867	51,849
39026	Marquette	T-Springfield	714,302	N/A	237	N/A	237	195
39191	Marquette	V-Westfield	226,536	360	112	N/A	472	389
39251	Marquette	C-Montello	230,634	506	225	127	858	708
40131	Milwaukee	V-Greendale	904,046	7,944	1,856	N/A	9,800	8,082
40181	Milwaukee	V-Shorewood	206,226	928	543	93	1,564	1,290
40251	Milwaukee	C-Milwaukee	452,620,541	1,169,084	956,401	N/A	2,125,485	1,752,964
40265	Milwaukee	C-Oak Creek	1,019,002	3,962	3,438	467	7,867	6,488
40282	Milwaukee	C-South Milwaukee	758,657	2,786	2,526	N/A	5,312	4,381
40292	Milwaukee	C-West Allis	54,413,025	126,193	185,218	N/A	311,411	256,832
41030	Monroe	T-Oakdale *	405,208	N/A	419	N/A	419	346
41034	Monroe	T-Ridgeville	222,796	N/A	201	N/A	201	166
41042	Monroe	T-Tomah	1,562,794	N/A	862	N/A	862	711
41141	Monroe	V-Kendall *	83,325	35	187	N/A	222	183
41281	Monroe	C-Sparta	806,438	2,854	760	1,575	5,189	4,280
41286	Monroe	C-Tomah	1,600,574	6,051	594	164	6,809	5,616
42019	Oconto	T-Lakewood	203,269	N/A	758	145	903	745
42266	Oconto	C-Oconto Falls	129,688	441	179	127	747	616
43004	Oneida	T-Crescent	127,148	N/A	386	N/A	386	318
43006	Oneida	T-Enterprise *	24,516	N/A	101	N/A	101	83
43010	Oneida	T-Lake Tomahawk	2,359,585	N/A	857	N/A	857	707
43016	Oneida	T-Minocqua	750,965	1,568	214	N/A	1,782	1,470
43032	Oneida	T-Stella	467,554	N/A	1,724	N/A	1,724	1,422
43040	Oneida	T-Woodruff	2,252,901	6,149	1,258	73	7,480	6,169
43276	Oneida	C-Rhineland	2,150,077	8,438	6,736	N/A	15,174	12,515
44030	Outagamie	T-Maine *	287,851	N/A	335	N/A	335	276
44034	Outagamie	T-Oneida	2,299,051	N/A	417	N/A	417	344
44201	Outagamie	C-Appleton	1,574,962	5,351	3,192	1,408	9,951	8,207

PAYMENTS FOR MUNICIPAL SERVICES
 FORMULA PAYMENTS RECOMMENDED FOR CALENDAR YEAR 1999
 Prepared by Demographic Services Center, Wisconsin Department of Administration
 NOVEMBER 1999

TAX DISTRICT	COUNTY	MUNICIPALITY	VALUATION OF STATE FACILITIES	ENTITLEMENT INDICATED BY FORMULA-NEGOTIATION			RECOMMENDED PAYMENT
				POLICE	FIRE	SOLID WASTE	
45002	Ozaukee	T-Belgium	550,977	N/A	501	4	416
45014	Ozaukee	T-Saukville	351,119	N/A	249	N/A	205
47276	Pierce	C-River Falls (2)	111,404,886	185,780	45,747	78,886	256,009
48042	Polk	T-Osceola	210,543	N/A	241	N/A	199
48044	Polk	T-St. Croix Falls	489,661	N/A	387	N/A	319
48281	Polk	C-St. Croix Falls	1,180,205	2,975	2,825	N/A	4,783
49030	Portage	T-Plover	304,910	N/A	156	N/A	129
49281	Portage	C-Stevens Point	182,517,895	399,924	310,890	89,698	660,211
50004	Price	T-Eisenstein	2,188,900	N/A	427	N/A	352
50171	Price	V-Prentice	184,896	N/A	139	N/A	115
50271	Price	C-Park Falls	907,781	2,402	1,262	N/A	3,022
51006	Racine	T-Dover	79,899,413	5,656	31,977	N/A	31,037
51181	Racine	V-Sturtevant	52,735,387	27,534	98,515	N/A	103,957
51206	Racine	C-Burlington	622,422	2,236	803	N/A	2,506
51276	Racine	C-Racine	22,751,133	34,113	98,237	N/A	109,154
52276	Richland	C-Richland Center	8,227,051	22,916	6,773	0	24,486
53126	Rock	V-Footville *	351,313	290	552	N/A	694
53206	Rock	C-Beloit	3,592,122	14,030	9,221	N/A	19,176
53241	Rock	C-Janesville	25,736,839	63,364	55,506	623	98,550
54136	Rusk	V-Hawkins (6)	1,554,144	N/A	1,211	N/A	999
55020	St. Croix	T-Hudson	905,500	N/A	196	N/A	162
55040	St. Croix	T-Troy	2,011,531	N/A	344	N/A	284
55236	St. Croix	C-Hudson	419,420	1,376	193	N/A	1,294
55261	St. Croix	C-New Richmond	4,221,214	13,066	1,537	N/A	12,044
56008	Sauk	T-Delton	1,255,000	N/A	1,275	N/A	1,052
56151	Sauk	V-Merrimac	59,109	N/A	102	N/A	84
56206	Sauk	C-Baraboo (7)	14,987,471	58,123	20,559	18,209	79,910

PAYMENTS FOR MUNICIPAL SERVICES
 FORMULA PAYMENTS RECOMMENDED FOR CALENDAR YEAR 1999
 Prepared by Demographic Services Center, Wisconsin Department of Administration
 NOVEMBER 1999

TAX DISTRICT	COUNTY	MUNICIPALITY	VALUATION OF STATE FACILITIES	ENTITLEMENT INDICATED BY FORMULA-NEGOTIATION			RECOMMENDED PAYMENT	
				POLICE	FIRE	SOLID WASTE		
56276	Sauk	C-Reedsburg	940,326	3,379	1,050	N/A	4,429	3,653
57032	Sawyer	T-Winter (8)	2,215,369	N/A	331	N/A	331	273
57236	Sawyer	C-Hayward	1,518,789	6,569	1,909	N/A	8,478	6,992
58034	Shawano	T-Navarino	204,848	N/A	324	N/A	324	267
58281	Shawano	C-Shawano	55,628	251	60	N/A	311	256
59002	Sheboygan	T-Greenbush	38,024,635	N/A	13,227	N/A	13,227	10,909
59012	Sheboygan	T-Mitchell	753,371	N/A	424	146	570	470
59022	Sheboygan	T-Scott	740,107	N/A	1,226	N/A	1,226	1,011
59030	Sheboygan	T-Wilson	1,388,445	N/A	854	N/A	854	704
59271	Sheboygan	C-Plymouth	745,691	2,012	340	N/A	2,352	1,940
59281	Sheboygan	C-Sheboygan	15,545,540	49,258	38,262	11,196	98,716	81,415
60251	Taylor	C-Medford	870,184	1,606	137	N/A	1,743	1,438
61026	Trempealeau	T-Sumner *	143,228	N/A	102	N/A	102	84
61028	Trempealeau	T-Trempealeau	780,532	N/A	504	N/A	504	416
61201	Trempealeau	C-Arcadia	1,091,908	2,588	2,306	N/A	4,894	4,036
62042	Vernon	T-Whitestown	970,271	N/A	900	N/A	900	742
62286	Vernon	C-Viroqua	778,127	2,196	1,181	N/A	3,377	2,785
63004	Vilas	T-Boulder Junction	2,496,368	1,077	414	N/A	1,491	1,230
63014	Vilas	T-Lincoln	239,698	N/A	108	N/A	108	89
63016	Vilas	T-Manitowish Waters	565,848	19	124	N/A	143	118
63020	Vilas	T-Plum Lake	1,120,629	35	449	N/A	484	399
64002	Walworth	T-Bloomfield	418,640	936	258	N/A	1,194	985
64012	Walworth	T-Lafayette	460,190	N/A	113	N/A	113	93
64216	Walworth	C-Delavan	22,134,088	78,617	28,075	N/A	106,692	87,993
64221	Walworth	C-Elkhorn	1,101,874	4,442	335	N/A	4,777	3,940
64246	Walworth	C-Lake Geneva	1,180,311	4,919	930	N/A	5,849	4,824
64291	Walworth	C-Whitewater (2)	184,351,640	225,003	89,266	106,300	420,569	346,858
65008	Washburn	T-Beaver Brook	2,005,609	N/A	290	N/A	290	239

PAYMENTS FOR MUNICIPAL SERVICES
 FORMULA PAYMENTS RECOMMENDED FOR CALENDAR YEAR 1999
 Prepared by Demographic Services Center, Wisconsin Department of Administration
 NOVEMBER 1999

TAX DISTRICT	COUNTY	MUNICIPALITY	VALUATION OF STATE FACILITIES	ENTITLEMENT INDICATED BY FORMULA-NEGOTIATION			RECOMMENDED PAYMENT
				POLICE	FIRE	SOLID WASTE	
65030	Washburn	T-Minong	437,416	N/A	626	454	891
65151	Washburn	V-Minong	200,250	330	699	195	1,009
65281	Washburn	C-Spooner	4,695,493	15,591	1,749	N/A	14,301
66006	Washington	T-Erin *	294,955	N/A	152	N/A	125
66012	Washington	T-Hartford	709,232	19	382	N/A	331
66014	Washington	T-Jackson *	167,986	N/A	119	N/A	98
66016	Washington	T-Kewaskum *	151,028	N/A	184	N/A	152
66236	Washington	C-Hartford	1,318,383	4,667	1,164	N/A	4,809
66291	Washington	C-West Bend	12,007,078	43,999	26,114	11,138	67,011
67002	Waukesha	T-Brookfield	755,391	1,184	963	N/A	1,771
67004	Waukesha	T-Delafield	27,470,636	6,152	12,423	N/A	15,319
67006	Waukesha	T-Eagle	6,913,174	N/A	5,526	N/A	4,557
67024	Waukesha	T-Ottawa	1,517,906	N/A	911	N/A	751
67028	Waukesha	T-Summit	347,951	677	256	N/A	769
67181	Waukesha	V-Sussex	3,974,627	5,637	5,357	N/A	9,067
67265	Waukesha	C-Oconomowoc	1,294,188	4,144	1,087	N/A	4,314
67291	Waukesha	C-Waukesha	33,141,445	131,628	89,670	N/A	182,512
68006	Waupaca	T-Dayton	807,460	N/A	522	N/A	431
68010	Waupaca	T-Farmington	69,438,597	32	32,438	3,850	29,954
68211	Waupaca	C-Clintonville	1,076,708	4,129	1,452	89	4,676
68291	Waupaca	C-Waupaca	966,856	4,715	1,942	N/A	5,490
69008	Waushara	T-Dakota	358,433	N/A	227	N/A	187
69012	Waushara	T-Hancock	1,134,241	N/A	493	N/A	407
69028	Waushara	T-Rose	904,320	N/A	236	N/A	195
69032	Waushara	T-Springwater	447,318	63	251	N/A	259
70008	Winnebago	T-Menasha	657,110	1,430	338	N/A	1,458
70022	Winnebago	T-Rushford *	68,898	N/A	184	N/A	152
70251	Winnebago	C-Menasha	20,065,959	67,962	58,141	11,184	113,226
70266	Winnebago	C-Oshkosh	351,173,792	475,060	852,629	127,322	1,455,011
71004	Wood	T-Auburndate	271,155	N/A	169	N/A	139
71014	Wood	T-Grand Rapids	2,848,905	886	508	0	1,150

PAYMENTS FOR MUNICIPAL SERVICES
 FORMULA PAYMENTS RECOMMENDED FOR CALENDAR YEAR 1999
 Prepared by Demographic Services Center, Wisconsin Department of Administration
 NOVEMBER 1999

TAX DISTRICT	COUNTY	MUNICIPALITY	VALUATION OF STATE FACILITIES	ENTITLEMENT INDICATED BY FORMULA-NEGOTIATION			RECOMMENDED PAYMENT
				POLICE	FIRE	SOLID WASTE	
71028	Wood	T-Remington	536,814	N/A	1,009	N/A	832
71251	Wood	C-Marshfield	14,057,170	45,364	32,383	7,748	70,511
71291	Wood	C-Wisconsin Rapids	5,744,650	20,225	16,659	N/A	30,420
GRAND TOTALS			5,709,845,414	10,404,009	10,869,529	630,801	18,065,300

- (1) Negotiated - Formula - Added Costs - Police & Fire Services
- (2) Negotiated - Non Formula - Solid Waste
- (3) Added State Farm & Craft Museum and Nelson Dewey State Park/Stonefield for Police and Fire
- (4) Added UW-Parkside for Police and Fire
- (5) Added Council Grounds State Park for Police & Fire, Lincoln Hills School for Fire
- (6) Added Flambeau Correction Center for Fire
- (7) Added Devil's Lake State Park for Fire
- (8) Deducted Flambeau Correction Center for Fire
- (9) Added Black River Falls Correctional Center for Fire
- (10) Negotiated - Non-Formula - City provides site for demolition, composting, wood, tire & metal disposal materials

N/A Indicates Not Applicable
 * Indicates municipalities not receiving monies last year.

** APPROPRIATION TOTAL \$18,065,300
 *** PRORATION FACTOR 0.82473614