

UNIVERSITY OF  
WISCONSIN  
MADISON

B

January 27, 1999

Representative John Gard  
Assembly Co-Chair, Joint Committee on Finance  
315 North, State Capitol  
Post Office Box 8952  
Madison, WI 53708-8952

✓  
Senator Brian Burke  
Senate Co-Chair, Joint Committee on Finance  
316 South, State Capitol  
Post Office Box 7882  
Madison, WI 53707-7882

Dear Representative Gard and Senator Burke:

I recently received a copy of a December 4, 1998 letter sent by the committee to Department of Administration Secretary Mark Bugher.

The letter specifically addressed a Department of Justice position request, but it raised issues regarding the "creation of over 200 faculty positions for the UW Medical School under a provision of current law...."

After some brief discussions with Legislative Fiscal Bureau staff and others I thought it would be useful to clarify the situation.

First, the additional "faculty" are the physicians affiliated with the Physicians Plus Medical Group (PPMG) which merged with the UW Medical Foundation (UWMF) last winter. That merger was widely discussed in the press last year while the legislature was in session.

Second, the additional "faculty" were reported and identified in our required quarterly report to DOA and JFC last spring (the first quarter 1998 position report).

Third, the individuals are not tenured or tenure track faculty. They are "clinical faculty" and thus, by law, they are classified as academic staff, not faculty, when we provide reports.

Fourth, the merger of PPMG and UWMF could not have taken place without the inclusion of the PPMG physicians as clinical faculty. A physician cannot treat patients at UW Hospital and Clinics unless they are regular or clinical faculty of the Medical School. Thus, their inclusion as "faculty" was an absolute requirement for the merger.

Fifth, none of the salaries are paid for with state tax or tuition funds. All of their compensation (and all of the funding of the DOJ request) comes from revenues which these physicians generate by treating patients.

Sixth, PPMG physicians have always provided instruction and training to Medical School students and to residents. Thus, the addition of these physicians to the University payroll does not expand the actual number of instructors and/or teaching sites for students and residents. (One of the merger considerations was that the Medical School would have lost, or have been required to pay for, teaching opportunities for students if PPMG had merged with some other entity.)

Vice Chancellor for Administration

*Representative Gard and Senator Burke*


*January 27, 1999*

*Page 2*

Finally, the provision of the law allowing us to create and subsequently requiring us to report positions funded solely by such gift and grant monies has been in place since the system of position control was put in place in the 1970's, I believe. Without that authority, UW-Madison research and public service activities would grind to a halt. We could not apply for or accept grants and gifts that require federal or private funded positions if we had to go to the legislature to get prior position approval for each and every case. We would be making requests nearly everyday of the year to implement the nearly \$500 million array of programs and activities which are funded from these sources.

I hope this clarifies the question raised in the co-chairs' letter. Please let me know if you would like any additional information.

Sincerely,

A handwritten signature in black ink, appearing to read "John Torphy", with a long horizontal flourish extending to the right.

**John Torphy**  
Vice Chancellor

JT:ns

cc: **Bob Lang**  
**Members of Joint Committee on Finance**  
**Katharine Lyall**  
**David Ward**



UNIVERSITY OF  
WISCONSIN-MADISON  
MEDICAL SCHOOL

February 15, 1999

Honorable Tommy G. Thompson  
Governor

Senator Brian Burke ✓  
Co-Chair, Joint Committee on Finance

Representative John Gard  
Co-Chair, Joint Committee on Finance

Dear Governor Thompson, Senator Burke and Representative Gard:

The enclosed reports are submitted in accordance with s. 13.106(1) and (2) which require:

- (1) the Medical College of Wisconsin and the University of Wisconsin-Madison Medical School to biennially report to the Governor and the Joint Committee on Finance on the:
  - a. Minority student recruitment policies and programs of each medical school, and the number of minority students enrolled
  - b. Number and percentages of Wisconsin residents enrolled
  - c. Average faculty salaries compared to national averages
  - d. Development of cooperative educational programs with other institutions throughout this state
  - e. Placement of graduates of doctor of medicine and resident training programs
- (2) the Medical College of Wisconsin and the University of Wisconsin-Madison Medical School to submit a biennial report containing financial summaries for the College and School to the Governor and the Joint Committee on Finance, in a consistent format and methodology to be developed in consultation with the Medical Education Review Committee under s. 39.16.

If you have any questions regarding the enclosed materials, please contact me.

Sincerely,

Philip M. Farrell, M.D., Ph.D.  
Dean, UW Medical School and  
Alfred Dorrance Daniels Professor on Diseases of Children

Attachments

Medical School Administration

Dean's Office 608/263-4910  
Admissions 608/263/4925

1300 University Avenue Madison, WI 53706-1532 608/263-4900

FAX 608/262-2327

Registrar 608/263-4912  
Student Services 608/263-4920

## University of Wisconsin Medical School Biennial Report for 1996-98

State statutes (s. 13.106(1)) require the University of Wisconsin-Madison Medical School and the Medical College of Wisconsin to biennially report to the Governor and the Joint Committee on Finance on the:

**a. Minority Student Recruitment Policies and Programs and the Number of Minority Students Enrolled**

Recruitment Policies and Programs

The Medical School has a history of implementing programs to increase minority participation in medical education and is committed to increasing the number of minority physicians in the state and the nation. The Medical School has made efforts to attract and retain minority students by (1) developing and implementing pre-college science programs, (2) identifying target geographical areas to recruit prospective medical students, (3) developing programs and activities within the Medical School and forming linkages with other institutions and academic units to expand the minority student applicant pool, and (4) using national data bases to identify prospective medical students from under-represented minority groups.

A number of programs and initiatives have been implemented to increase minority student participation in the Medical School including:

1. *High School Research Apprentice Program (RAP)*

This is a six-week summer program designed providing research experiences for minority high school students from the Dane County area. Students apply to the program and selection is based on interest in science, high school academic record and teacher recommendations. The students work with Medical School faculty in a laboratory or clinic setting and receive a small stipend. A few students are invited by their faculty mentors to continue work on their research projects during the academic year. Occasionally, students return to the program in subsequent summers to either work with the same faculty mentor or on a new project with another professor. The Medical School maintains regular contact with these students throughout their high school and college careers in an effort to attract them into the field of medicine. While conclusive data are not available, preliminary data indicate that a large number of Research Apprentice Program participants tend to pursue a science major in their undergraduate studies. Furthermore, a sizeable number of the participants go on to pursue graduate study in the sciences and medical school.

2. *NASA Sharp Plus Program*

NASA Sharp Plus is an eight-week summer research program for high school students that is jointly sponsored and funded by Quality Education for Minorities (QEM) and National Aeronautics and Space Administration (NASA). This campus-wide initiative has been based on the Madison campus since 1996. The Medical School coordinates this program because more than half of the participants are interested in medicine or biomedical research. Students work in research laboratories with faculty and research scientists. Medical School faculty and staff who have volunteered their time as mentors are from the Neuroscience Training Program, Institute on Aging, and the Departments of Physiology, Surgical Pathology, Transplant Surgery, Otolaryngology, Psychiatry, Orthopedic Surgery, Hematology, and Ophthalmology and Visual Sciences.

3. *Health Professions Partnership Initiative (HPPI)*

In February 1996, the University of Wisconsin Medical School was one of ten medical schools and health sciences centers to receive a \$350,000 Health Professions Partnership Initiative (HPPI)

grant from the Robert Wood Johnson Foundation. This grant is part of a \$700,000 health professions partnership project that the UW Medical School formed with the UW-Madison, the UW-Milwaukee Schools of Nursing and Colleges of Letters and Sciences, and the Milwaukee Public School System.

HPPI is a pipeline program designed to increase the number of under-represented minorities interested in and qualified to pursue careers in the health professions. The program is based at the UW Medical School's Milwaukee Clinical Campus which is located at Sinai Samaritan Medical Center. The Medical School in collaboration with academic units at UW-Madison and UW-Milwaukee are working with the Milwaukee Public Schools, primarily Sarah Scott Middle School and Rufus King High School, in developing academic programs that will (1) introduce middle school and high school students to the sciences and health professions and (2) increase students' interest and proficiency in science. Activities include after school science programs, the four-week Rufus King Summer Prep Academy which focuses on science and math, field trips, and the Saturday Scholars Program at Sinai Samaritan Medical Center. Additionally, HPPI provides professional development opportunities for teachers at both Sarah Scott Middle School and Rufus King High School. At the beginning of the academic school year as well as before the summer programs the HPPI staff work with teachers in planning and developing their science curricular.

4. *Middle and High School Campus Visit Program*

This program focuses on students from the Madison and Milwaukee area schools. One-day campus visits are conducted for middle and high school students with the cooperation of public school science teachers, representatives from the UW-Madison Admissions Office, and Medical School faculty, staff and students. Activities are designed to give students an overview of the requirements for undergraduate admissions, information on minority/disadvantaged student support programs, introduction to different science majors and careers in the medical/scientific fields, and information on pre-college programs.

5. *Pre-Medical Student Campus Visit/Advising Program*

Campus visits are arranged for pre-medical student groups and for individuals seeking information about and admission to the Medical School. An annual one day Pre-Medical School conference is conducted for students from UW System institutions and Wisconsin private colleges. Also, special pre-medical school advising sessions are held for prospective students. From this pool of prospective applicants (primarily UW-Madison and UW-Milwaukee students), study groups have been formed to review biology, chemistry and physics in preparation for the Medical College Admission Test (MCAT).

6. *Campus Visit/Interview Program*

The Medical School has made a special effort to recruit a select group of minority students who, according to available data, have outstanding MCAT scores and/or strong science and cumulative grade point averages. Each year, using information obtained from national data banks, approximately 30 academically outstanding minority applicants are invited to the Medical School for campus visits and interviews with the admissions committee. An array of activities are held to introduce applicants to the school's academic programs, services and facilities.

7. *AHANA Pre-Health Professions Organization*

The Medical School has played a critical role in the development of this UW-Madison undergraduate student organization. AHANA was founded by UW Medical School students and UW-Madison undergraduates to increase minority student participation and representation in the health professions. Medical School faculty and staff have been active on the AHANA advisory board and provided support for all of their activities. The program activities include weekly study group sessions in core science classes, monthly lecture series, field trips, volunteer activities,

summer opportunities in the health sciences, MCAT review sessions, and attendance at student specific medical health profession conferences.

8. *University of Wisconsin-Milwaukee Liaison*

The Medical School and the University of Wisconsin-Milwaukee continue to work together to identify ways to interest more minority students in the sciences, particularly medicine. Efforts include: (1) joint advising, (2) on-campus visits, (3) formal presentations to pre-med student classes, and (4) development of a formal educational partnership through HPPI with the Med-Pre Program in the College of Letters and Science at the UW-Milwaukee. Currently, the Med-Pre program and the Medical School jointly sponsor advising and informational sessions as well as a MCAT review session for Med-Prep students and UW-Madison undergraduates (the AHANA Pre-Health Professions Organization).

9. *Pre-Medical Undergraduate Research Program*

The Pre-Medical Undergraduate Research Program was developed in 1994 to give students early exposure to clinical and basic science research. The research program runs for eight weeks during the summer. It is available to sophomores and juniors who have demonstrated a commitment to pursuing a major in the sciences, have a solid academic record (B average or better), and indicate an interest in a medical career. Three to four students are selected to participate in this research program. Students are assigned to a science faculty mentor, preferably in the Medical School, for the summer. Students actively participate in a research project with their mentors and write a research paper. Depending on available funds and the research needs of the faculty mentor, some students continue to work on their research projects during the academic year.

10. *John Wesley Lawlah, Jr. Scholarship Program*

This program was established in memory of the first minority student to attend the Medical School. Scholarships are awarded each year to two outstanding Wisconsin minority students on the basis of academic achievement and promise as future physicians. The School funds this four year, full scholarship program.

Enrollment

In 1996-97, the UW-Madison Medical School enrolled 85 under-represented minority students (the Association of American Medical Colleges guidelines identify these students as African American, Native American, Alaskan Native, Mexican American, and mainland Puerto Rican). In 1997-98, there were 83 students.

**b. Number and Percentages of Wisconsin Residents Enrolled**

In 1996-97, the Medical School had a total enrollment of 607 students, 522 (85.9%) of whom were residents of the State of Wisconsin. In 1997-98, there were 522 Wisconsin residents (86.3%) out of a total of 605 enrolled students.

**c. Average Faculty Salaries Compared to National Averages**

The table below compares UW faculty salaries with 1997-98 faculty salaries reported to the Association of American Medical Colleges (AAMC). The AAMC figures are salary averages for all faculty at US institutions for which complete information was provided.

The average salaries listed below include all salary components.

	<u>UW</u>	<u>National</u>
<u>Basic Science Departments</u>		
Professor and Chairpersons	\$ 97,900	\$110,200
Associate Professors	76,300	71,000
Assistant Professors	57,700	57,300
<u>Clinical Science Departments</u>		
Professors and Chairpersons	183,800	191,200
Associate Professors	158,400	147,300
Assistant Professors	120,500	122,700
Instructors	45,300	83,800

**d. Development of Cooperative Educational Programs with Other Institutions Throughout the State**

Clinical Training Sites

In addition to UW Hospital and Clinics, the Veterans Administration, Meriter-Madison General and St. Marys Hospital in Madison, the Medical School has cooperative educational programs with the Sinai Samaritan Medical Center and St. Luke's Hospital in Milwaukee, the Gunderson Medical Foundation in LaCrosse, and the Marshfield Clinic, St. Joseph's Hospital and the Marshfield Medical Foundation in Marshfield. These institutions provide educational programs for third and fourth year students in a variety of disciplines. These affiliations serve to (1) enhance and broaden the scope of existing programs in health science education and research, (2) facilitate joint planning and implementation of innovative programs in health sciences education and research, and the delivery of medical care, (3) strengthen the ability of these institutions to serve patients, the community, students, and housestaff; and (4) advance scholarship in the biomedical sciences. In addition, the Milwaukee institutions broaden the clinical education of our students by exposing them to the unique social and medical problems found in an urban environment.

Primary Care Initiatives

In 1990, the Medical School instituted an eight-week primary care clerkship for all third year students. This clerkship combines clinical experiences with core curriculum. Initially, outpatient sites in Madison and Milwaukee were used. Starting in Fall 1993, students were also placed in Eau Claire, LaCrosse, Minocqua and surrounding communities (see map). Many different institutions served as field sites for the clerkship during 1997-98 including:

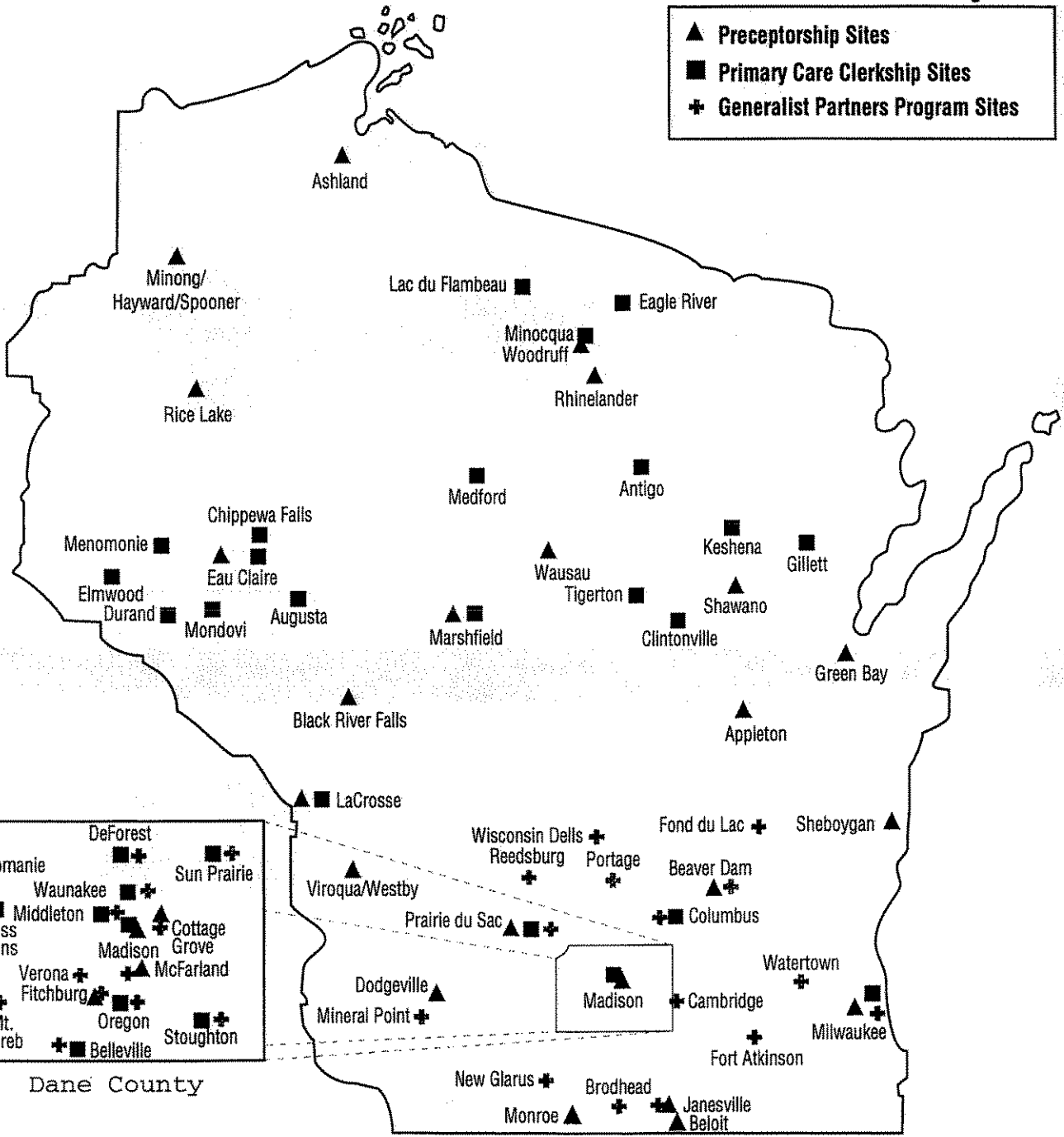
*Appleton/Shawano.* Family Doctors (Memorial and North), Fox Valley Family Practice, Kaukauna Clinic, LaSalle Clinic (Little Chute and North Oneida), Menominee Tribal Clinic, Prevea Clinic, Shawano Clinic (Gillett)

*Eau Claire.* Augusta Family Medicine, Blue Diamond Family Practice, Eau Claire Family Practice, Marshfield Clinic (Chippewa Falls, Oakwood Center, Riverview Center), Midelfort Clinic (Osseo, Baron, Chippewa Falls, Clairemont, Luther Campus, Mondovi), Red Cedar Clinic (Menomonie, Elmwood)

*LaCrosse.* Family Practice clinic of LaCrosse, Gunderson Lutheran Medical Center (LaCrosse, LaCrescent, Onalaska), St. Claire Health Mission

# Wisconsin Clinical Campus

- ▲ Preceptorship Sites
- Primary Care Clerkship Sites
- + Generalist Partners Program Sites



**Dane County**

- + Mazomanie
- ▲ + DeForest
- ▲ + Sun Prairie
- ▲ + Waunakee
- ▲ + Middleton
- ▲ + Cottage Grove
- ▲ + Cross Plains
- ▲ + Madison
- ▲ + Grove
- ▲ + Verona
- ▲ + McFarland
- + Fitchburg
- + Mt. Horeb
- + Oregon
- + Belleville
- + Stoughton



*Madison and Vicinity.* UW Health-Physicians Plus clinics (Columbus, DeForest, Madison, Stoughton), UCC Clinics (Cottage Grove, Portage, Beaver Dam, Monona Grove), Brodhead Monroe Clinic, Verona Family Medicine Clinic, Wingra Family Medical Center, Dean Clinic (Sun Prairie, East, Janesville), Middleton Clinic, Beloit Clinic, New Glarus Clinic, UW General Internal Medicine, UW Physicians Middleton, UWHC Urgent Care, UW Physicians East, Associated Physicians, UW Middleton Pediatrics, UW Pediatrics Continuity Clinic, UW Teen Clinic, Northeast Family Medicine

*Milwaukee.* Aurora Medical Group (North Shore, Wauwatosa), Clarke Square Family Health Center, Family Health Plan (Waukesha), Harambee Medical Clinic, Isaac Coggs Community Health Center, Johnston Community Health Center, Medical Surgical Clinic Franklin, Mitchell Point Family Health, Rainbow Community Health, Sinai Samaritan Medical Center, Southside Family Physicians, St. Luke's (Milwaukee, New Berlin), Stephen Lamberton, Wisconsin Avenue Family Care, WiseLives

*Minocqua and Vicinity.* Howard Young Medical, Rhinelander Medical, Eagle River Medical, Marshfield Clinic (Lakeland, Mercer, Park Falls), Peter Christianson Health Center

*Wausau.* Family Health Specialists, Kronenwetter Clinic, Wausau Pediatrics, Westhill Clinic, Bridge Community Health Clinic, Medford Clinic, Prentice Medical Clinic, Wausau Medical Clinic

The Generalist Partners Program was initiated in the fall of 1994 as a pilot program with the goal of increasing the numbers of medical students choosing careers in primary care. First and second year medical students are placed with primary care physicians with whom they spend three afternoons per semester. The program is now fully integrated into the curriculum. Each semester, over 100 physicians participate in the clinical curriculum at nearly 60 sites around southern Wisconsin. Approximately one-third of the clinics, about 18 sites, are outside of Dane County.

#### Wisconsin Area Health Education Center System

The AHEC program aims to improve the distribution, supply, quality, utilization and efficiency of health personnel in underserved communities. AHECs establish programs in underserved areas, educate medical and other health professions students in community-based ambulatory settings, and provide primary care residency training. AHECs also recruit rural and under-represented minority populations into health careers. In addition, they provide continuing education and career ladder opportunities for health care providers in underserved areas and provide technical assistance for health promotion and disease programs in local communities.

In 1990, the University of Wisconsin Medical School joined with the Medical College of Wisconsin to submit a proposal for federal funds to develop an Area Health Education Center (AHEC) system in the State. The two institutions entered into an affiliation agreement to accomplish the AHEC mission of improving access to health care in Wisconsin's underserved communities through changes in health professions education. Development of the Wisconsin AHEC was initiated in October 1991. During the eight years of federal core funding, efforts have concentrated on (1) establishing linkages and the advisory system necessary for an effective statewide organization, (2) developing four regional AHEC Centers (Northern Wisconsin and Milwaukee AHECs starting in the first year, and Southwest and Southeast Wisconsin AHECs starting in the third year), (3) developing on-campus commitment and involvement in AHEC programs and (4) establishing effective statewide administration.

Wisconsin has many communities, both rural and urban, with severe problems with access to health care. The Wisconsin's AHEC System's four regional AHECs each address a distinct area of the state with its own unique health care issues and resources. As the System matures, the four regional Centers are taking a larger leadership role and providing a vital link in bringing health professions services to underserved Wisconsin communities and populations, and in keeping the academic

institutions aware of community needs. The AHEC program supports the efforts of all the health professions schools in the state (including medicine, nursing, pharmacy, dentistry, social work and allied health) who seek community-based training opportunities for their students. AHEC funding has been instrumental in assisting the health professions schools to establish high-quality community-based clinical training sites throughout the state. Continued strong funding for this program will assist these schools in expanding programming that focuses on the needs of the underserved rural and urban areas as well as developing additional primary care training sites in these areas.

The State of Wisconsin provided \$30,000 in planning funds for the Wisconsin AHEC System in 1990-91. Since then, state funding has grown steadily and is now at \$800,000 per year. At the peak of federal funding in 1996-97, when all four centers were eligible for federal funds, the System had a total combined state and federal budget of \$2.76 million. The federal AHEC program provides no more than six years of core funding to each regional center, however. Federal funding for the Northern and Milwaukee AHECs ended in FY 97, and FY 99 marks the final federal core funding year for the Southwest and Eastern AHECs and the System as a whole. Faced with the end of federal core funding, the System has worked hard to cut back administrative costs and to concentrate on its most effective programs. The System's current operating budget of \$1.56 million represents the minimum necessary to maintain regional operations and a modest level of programming. With the end of federal funding in September 1999, the AHEC System will need an increase of at least \$700,000 in the state allocation for year of the 1999-2001 biennium in order to maintain current programs and services.

Program areas of special interest include:

- Development of Rural Training Track residency programs
- Expanded opportunities for medical and other health professions students to train in rural communities
- Training in Federally Qualified Health Centers
- Community-based training in central city clinics
- Agricultural Health and Safety Center
- Programs to provide coordinated services for rural elderly
- Community health systems development
- Library learning resources for small hospitals, clinics and public health agencies
- Technology support for health information resources in local communities
- Continuing education for health professionals and community health improvement
- Support for extension of dental services to underserved communities through development of community-based training sites for dental students
- Physician Assistant, Nurse Practitioner, and Certified Nurse Midwife training and recruitment
- Health careers opportunity programs
- Cultural competency training opportunities

**e. Placement of Graduates of Doctor of Medicine into Residency Training Programs**

Listed below are the specialty choices of the 270 medical students who graduated during the period December 1996 through August 1998.

<u>Specialty*</u>	<u>Number of Students in Programs in Wisconsin</u>	<u>Number of Students in Out of State Programs</u>	<u>Total</u>
Anesthesiology	5	14	19
Dermatology	1	3	4

Emergency Medicine	0	8	8
Family Medicine	29	25	54
Internal Medicine	6	33	39
Internal Medicine/Primary Care	3	5	8
Medicine/Pediatrics	0	3	3
Internal Medicine - Preliminary	2	0	2
Neurology	10	1	2
Obstetrics & Gynecology	4	13	17
Ophthalmology	1	2	3
Orthopedic Surgery	2	9	11
Otolaryngology	0	1	1
Pathology	0	2	2
Pediatrics	7	26	33
Pediatrics - Physical Med & Rehab	0	1	1
Physical Medicine and Rehabilitation	0	1	1
Plastic Surgery	0	0	0
Psychiatry	3	11	14
Radiology - Diagnostic	2	3	5
Surgery-General	1	18	19
Surgery-Preliminary	0	4	4
Transitional	1	3	4
Urology	<u>1</u>	<u>3</u>	<u>4</u>
Total	69	189	258
Postponing residency training			12
Total students			270

\* To avoid duplication, when the PG-2 placement is known, this specialty is listed and the PG-1 placement is disregarded.

\* \* \* \* \*

Under the provisions of s. 13.106(2), the UW-Madison Medical School and the Medical College of Wisconsin are required to report on the per student cost of medical education, in a consistent format and methodology to be developed in consultation with the Medical Education Review Committee under s. 39.16.

The results of the Cost of Undergraduate Medical Education Study (Cost Study) for 1996-97 are contained in the attached report entitled "University of Wisconsin Medical School - Cost of Undergraduate Medical Education."

state/bienlrl1.doc

**UNIVERSITY OF WISCONSIN MEDICAL SCHOOL**

**COST OF UNDERGRADUATE MEDICAL EDUCATION**

**1996-97**

COST OF UNDERGRADUATE MEDICAL EDUCATION  
1996-97

-- MSAAL521 --

COSTS=DIRECT

AFQ EXPENDITURE CATEGORY	UNRESTR GENERAL INSTR	UNDERGRAD MEDICAL EDUCATION	GRADUATE MEDICAL EDUCATION	UNIVERSITY UNDERGRAD EDUCATION	UNIVERSITY GRADUATE EDUCATION	RESEARCH	PATIENT CARE AND OTHER	NON-COST EXPENSES	ADMIN INDIRECT COSTS	PLANT INDIRECT COSTS	TOTAL
ALL OTHER INSTRUCTION	19,173,466	1,368,197	13,187,074	3,998,499	5,138,346	.	.	.	.	.	28,310,311
RESEARCH	12,150	12,150	117,105	.	4,063,587	.	113,724,624	37,154	.	.	132,380,636
SERVICE	123,452	123,452	1,189,867	.	.	93,523,013	13,587,118	.	.	.	107,239,386
ACADEMIC SUPPORT	2,025,863	2,025,863	272	.	.	1,171,607	1,612,998	.	9,456,399	.	2,926,317
STUDENT SERVICES	1,002,746	1,002,746	.	.	.	.	42,267	.	6,436,195	.	12,696,408
INSTITUTIONAL SUPPORT	3,154	3,154	30,408	.	.	.	.	.	6,436,195	.	1,002,746
SCHOLARSHIPS	2,042,454	2,042,454	19,685,775	.	1,746,402	.	10,745	3,649,315	.	.	6,436,195
HOUSESTAFF	.	.	.	.	.	.	.	.	.	.	5,440,024
PLANT	.	.	.	.	.	.	.	.	.	8,624,772	21,728,229
OTHER	.	.	.	.	.	.	206,459	.	.	.	8,624,772
TRANSFER	.	.	.	.	.	.	.	897,892	.	.	206,459
COSTS	25,751,482	34,210,501	34,210,501	3,998,499	10,948,335	94,694,620	129,184,211	4,584,361	15,892,594	8,624,772	327,889,375

COSTS=INDIRECT

AFQ EXPENDITURE CATEGORY	UNRESTR GENERAL INSTR	UNDERGRAD MEDICAL EDUCATION	GRADUATE MEDICAL EDUCATION	UNIVERSITY UNDERGRAD EDUCATION	UNIVERSITY GRADUATE EDUCATION	RESEARCH	PATIENT CARE AND OTHER	NON-COST EXPENSES	ADMIN INDIRECT COSTS	PLANT INDIRECT COSTS	TOTAL
ACADEMIC SUPPORT	815,015	554,714	1,082,736	126,549	346,506	2,997,012	4,088,581	.	-9,456,399	.	0
INSTITUTIONAL SUPPORT	554,714	554,714	736,930	86,132	235,838	2,039,820	2,782,762	.	-6,436,195	.	0
PLANT	1,640,415	1,640,415	0	254,712	697,429	6,032,217	0	.	.	-8,624,772	0
COSTS	3,010,144	3,010,144	1,819,666	467,393	1,279,773	11,069,048	6,871,342	0	-15,892,594	-8,624,772	0
	28,761,626	36,030,167	36,030,167	4,465,892	12,228,108	105,763,668	136,055,553	4,584,361	0	0	327,889,375

Number of Medical Students 607

Direct Cost of Medical Ed: \$42,424

Total Cost of Medical Ed: \$47,383

COST OF UNDERGRADUATE MEDICAL EDUCATION  
BY SOURCE OF FUNDS  
1996-97

16:54 Tuesday, January 12, 1999 2

-- MSAAL522 --

SOURCE=STATE APPROPRIATION COSTS=DIRECT

AFQ EXPENDITURE CATEGORY	UNRESR GENERAL INSTR	ALL OTHER INSTRUCTION	UNDERGRAD MEDICAL EDUCATION	GRADUATE MEDICAL EDUCATION	UNIVERSITY UNDERGRAD EDUCATION	UNIVERSITY GRADUATE EDUCATION	RESEARCH	PATIENT CARE AND OTHER	NON-COST EXPENSES	ADMIN INDIRECT COSTS	PLANT INDIRECT COSTS	TOTAL
	15,881,939	632,713	6,098,275	3,312,073	4,256,241							23,450,253
RESEARCH SERVICE	120,986	1,348,226	1,166,101		1,328	10,670,778			15,945			6,748,261
ACADEMIC SUPPORT	659,028		272			865,146		10,105		5,104,606		10,670,778
STUDENT SERVICES												1,297,192
SCHOLARSHIPS												7,318,250
HOUSESTAFF	1,244		11,990						311,651			659,028
PLANT										102,566		311,651
											102,566	13,234
COSTS	18,644,136	7,276,638	7,276,638	3,312,073	4,257,569	11,535,924	10,105		327,596	5,104,606	102,566	50,571,213

SOURCE=STATE APPROPRIATION COSTS=INDIRECT

AFQ EXPENDITURE CATEGORY	UNRESR GENERAL INSTR	ALL OTHER INSTRUCTION	UNDERGRAD MEDICAL EDUCATION	GRADUATE MEDICAL EDUCATION	UNIVERSITY UNDERGRAD EDUCATION	UNIVERSITY GRADUATE EDUCATION	RESEARCH	PATIENT CARE AND OTHER	NON-COST EXPENSES	ADMIN INDIRECT COSTS	PLANT INDIRECT COSTS	TOTAL
	439,948	19,508	584,466	0	68,312	187,046	1,617,800	2,207,034		-5,104,606		0
ACADEMIC SUPPORT					3,029	8,294	71,735	0				-0
PLANT												
COSTS	459,456	19,508	584,466	0	68,312	187,046	1,617,800	2,207,034		-5,104,606		0
SOURCE	19,103,592	71,341	7,861,104	0	3,393,414	4,452,909	13,225,459	2,217,139	327,596	-5,104,606	-102,566	50,571,213

SOURCE=FEDERAL GRANTS COSTS=DIRECT

AFQ EXPENDITURE CATEGORY	UNRESR GENERAL INSTR	ALL OTHER INSTRUCTION	UNDERGRAD MEDICAL EDUCATION	GRADUATE MEDICAL EDUCATION	UNIVERSITY UNDERGRAD EDUCATION	UNIVERSITY GRADUATE EDUCATION	RESEARCH	PATIENT CARE AND OTHER	NON-COST EXPENSES	ADMIN INDIRECT COSTS	PLANT INDIRECT COSTS	TOTAL
	117,869	2,466	1,136,058	23,766		1,678,912	46,685,775		535			2,933,374
RESEARCH SERVICE												46,685,775
ACADEMIC SUPPORT	2,466	715						1,492,610				1,518,842
SCHOLARSHIPS	2,252		21,710			1,459,906	28,515			1,285,698		1,314,928
HOUSESTAFF	15,147		145,988						13,060			1,496,928
PLANT												161,135
OTHER											53,504	53,504
												0
COSTS	138,449	2,466	1,327,522	23,766	0	3,138,818	46,714,290	1,492,610	13,595	1,285,698	53,504	54,164,486

COST OF UNDERGRADUATE MEDICAL EDUCATION  
BY SOURCE OF FUNDS  
1996-97

-- MSAAL522 --

SOURCE=FEDERAL GRANTS COSTS=INDIRECT

AFO EXPENDITURE CATEGORY	UNDERGRAD MEDICAL EDUCATION	GRADUATE MEDICAL EDUCATION	UNIVERSITY UNDERGRAD EDUCATION	UNIVERSITY GRADUATE EDUCATION	RESEARCH	PATIENT CARE AND OTHER	NON-COST EXPENSES	ADMIN INDIRECT COSTS	PLANT INDIRECT COSTS	TOTAL
ACADEMIC SUPPORT PLANT	110,810	147,209	17,206	47,111	407,476	555,886	.	-1,285,698	.	-0
	10,176	0	1,580	4,327	37,421	0	.	-53,504	.	-0
COSTS	120,986	147,209	18,786	51,438	444,897	555,886	0	-1,285,698	-53,504	-0
SOURCE	259,435	1,474,731	18,786	3,190,256	47,159,187	2,048,496	13,595	0	0	54,164,486

SOURCE=STATE GRANTS COSTS=DIRECT

AFO EXPENDITURE CATEGORY	UNDERGRAD MEDICAL EDUCATION	GRADUATE MEDICAL EDUCATION	UNIVERSITY UNDERGRAD EDUCATION	UNIVERSITY GRADUATE EDUCATION	RESEARCH	PATIENT CARE AND OTHER	NON-COST EXPENSES	ADMIN INDIRECT COSTS	PLANT INDIRECT COSTS	TOTAL
RESEARCH SERVICE	.	.	.	.	455,900	16,456	.	.	.	455,900
ACADEMIC SUPPORT	26	.	.	.	.	.	.	13,646	.	16,456
COSTS	26	0	0	0	455,900	16,456	0	13,646	0	486,028

SOURCE=STATE GRANTS COSTS=INDIRECT

AFO EXPENDITURE CATEGORY	UNDERGRAD MEDICAL EDUCATION	GRADUATE MEDICAL EDUCATION	UNIVERSITY UNDERGRAD EDUCATION	UNIVERSITY GRADUATE EDUCATION	RESEARCH	PATIENT CARE AND OTHER	NON-COST EXPENSES	ADMIN INDIRECT COSTS	PLANT INDIRECT COSTS	TOTAL
ACADEMIC SUPPORT	1,176	1,562	183	500	4,325	5,900	.	-13,646	.	0
SOURCE	1,202	1,562	183	500	460,225	22,356	0	0	0	486,028

SOURCE=LOCAL GRANTS COSTS=DIRECT

AFO EXPENDITURE CATEGORY	UNDERGRAD MEDICAL EDUCATION	GRADUATE MEDICAL EDUCATION	UNIVERSITY UNDERGRAD EDUCATION	UNIVERSITY GRADUATE EDUCATION	RESEARCH	PATIENT CARE AND OTHER	NON-COST EXPENSES	ADMIN INDIRECT COSTS	PLANT INDIRECT COSTS	TOTAL
RESEARCH HOUSESTAFF	11	104	.	.	3,583	.	.	.	.	3,583
COSTS	11	104	0	0	3,583	0	0	0	0	3,698
SOURCE	11	104	0	0	3,583	0	0	0	0	3,698







COST OF UNDERGRADUATE MEDICAL EDUCATION  
BY SOURCE OF FUNDS  
1996-97

16:54 Tuesday, January 12, 1999 6

-- MSA1522 --

SOURCE=ENDOWMENT COSTS=DIRECT  
(continued)

AFO EXPENDITURE CATEGORY	UNDERGRAD MEDICAL EDUCATION	GRADUATE MEDICAL EDUCATION	UNIVERSITY UNDERGRAD EDUCATION	UNIVERSITY GRADUATE EDUCATION	RESEARCH	PATIENT CARE AND OTHER	NON-COST EXPENSES	ADMIN INDIRECT COSTS	PLANT INDIRECT COSTS	TOTAL
SCHOLARSHIPS HOUSESTAFF PLANT	535	5,152		16,853			41,672			58,525
									29,299	5,687
										29,299
COSTS	16,268	156,793	0	29,859	2,540,743	367	44,446	60,483	29,299	2,878,258

SOURCE=ENDOWMENT COSTS=INDIRECT

AFO EXPENDITURE CATEGORY	UNDERGRAD MEDICAL EDUCATION	GRADUATE MEDICAL EDUCATION	UNIVERSITY UNDERGRAD EDUCATION	UNIVERSITY GRADUATE EDUCATION	RESEARCH	PATIENT CARE AND OTHER	NON-COST EXPENSES	ADMIN INDIRECT COSTS	PLANT INDIRECT COSTS	TOTAL
ACADEMIC SUPPORT PLANT	5,213	6,925	809	2,216	19,169	26,151		-60,483		-0
	5,573	0	865	2,369	20,492	0			-29,299	0
COSTS	10,785	6,925	1,675	4,585	39,661	26,151	0	-60,483	-29,299	-0
SOURCE	27,053	163,718	1,675	34,444	2,580,404	26,518	44,446	0	0	2,878,258

SOURCE=PRACTICE PLAN COSTS=DIRECT

AFO EXPENDITURE CATEGORY	UNDERGRAD MEDICAL EDUCATION	GRADUATE MEDICAL EDUCATION	UNIVERSITY UNDERGRAD EDUCATION	UNIVERSITY GRADUATE EDUCATION	RESEARCH	PATIENT CARE AND OTHER	NON-COST EXPENSES	ADMIN INDIRECT COSTS	PLANT INDIRECT COSTS	TOTAL
UNRESTR GENERAL INSTR	2,958,618		617,000	792,887						4,368,505
ALL OTHER INSTRUCTION RESEARCH SERVICE	32,640	314,591			3,852,928					347,231
						276				3,852,928
ACADEMIC SUPPORT STUDENT SERVICES	662,679				42,670			1,576,707		2,282,056
SCHOLARSHIPS HOUSESTAFF PLANT OTHER	299,665						1,126,152			299,665
	16	154							289,160	170
						210,584				210,584
COSTS	3,953,618	314,745	617,000	792,887	3,895,598	210,860	1,126,152	1,576,707	289,160	12,776,727

SOURCE=PRACTICE PLAN COSTS=INDIRECT

AFO EXPENDITURE CATEGORY	UNDERGRAD MEDICAL EDUCATION	GRADUATE MEDICAL EDUCATION	UNIVERSITY UNDERGRAD EDUCATION	UNIVERSITY GRADUATE EDUCATION	RESEARCH	PATIENT CARE AND OTHER	NON-COST EXPENSES	ADMIN INDIRECT COSTS	PLANT INDIRECT COSTS	TOTAL
ACADEMIC SUPPORT	135,891	180,529	21,100	57,775	499,705	681,707		-1,576,707		0

COST OF UNDERGRADUATE MEDICAL EDUCATION  
BY SOURCE OF FUNDS  
1996-97

16:54 Tuesday, January 12, 1999 7

-- MSA1522 --

SOURCE=PRACTICE PLAN COSTS=INDIRECT  
(continued)

AFQ EXPENDITURE CATEGORY	UNDERGRAD MEDICAL EDUCATION	GRADUATE MEDICAL EDUCATION	UNIVERSITY UNDERGRAD EDUCATION	UNIVERSITY GRADUATE EDUCATION	RESEARCH	PATIENT CARE AND OTHER	NON-COST EXPENSES	ADMIN INDIRECT COSTS	PLANT INDIRECT COSTS	TOTAL
PLANT	54,998	0	8,540	23,382	202,240	0	.	.	-289,160	0
COSTS	190,889	180,529	29,640	81,157	701,945	681,707	0	-1,576,707	-289,160	0
SOURCE	4,144,507	495,274	646,640	874,044	4,597,543	892,567	1,126,152	0	0	12,776,727

SOURCE=UW HOSPITALS & CLINICS COSTS=DIRECT

AFQ EXPENDITURE CATEGORY	UNDERGRAD MEDICAL EDUCATION	GRADUATE MEDICAL EDUCATION	UNIVERSITY UNDERGRAD EDUCATION	UNIVERSITY GRADUATE EDUCATION	RESEARCH	PATIENT CARE AND OTHER	NON-COST EXPENSES	ADMIN INDIRECT COSTS	PLANT INDIRECT COSTS	TOTAL
ALL OTHER INSTRUCTION RESEARCH	1,528	14,731	.	.	.	7,754,318	.	.	.	7,754,318
ACADEMIC SUPPORT	.	.	.	.	.	3,611,759	.	.	.	3,628,018
SCHOLARSHIPS	.	.	.	.	.	42,267	.	.	.	42,267
HOUSESTAFF	1,123,663	10,830,204	.	.	.	403	.	.	.	11,953,867
PLANT	.	.	.	.	.	.	.	.	62,796	62,796
COSTS	1,125,191	10,844,935	0	0	0	11,408,747	0	0	62,796	23,441,669

SOURCE=UW HOSPITALS & CLINICS COSTS=INDIRECT

AFQ EXPENDITURE CATEGORY	UNDERGRAD MEDICAL EDUCATION	GRADUATE MEDICAL EDUCATION	UNIVERSITY UNDERGRAD EDUCATION	UNIVERSITY GRADUATE EDUCATION	RESEARCH	PATIENT CARE AND OTHER	NON-COST EXPENSES	ADMIN INDIRECT COSTS	PLANT INDIRECT COSTS	TOTAL
PLANT	11,944	0	1,855	5,078	43,920	0	.	.	-62,796	-0
SOURCE	1,137,135	10,844,935	1,855	5,078	43,920	11,408,747	0	0	0	23,441,669

SOURCE=FEDERAL HOSPITALS COSTS=DIRECT

AFQ EXPENDITURE CATEGORY	UNDERGRAD MEDICAL EDUCATION	GRADUATE MEDICAL EDUCATION	UNIVERSITY UNDERGRAD EDUCATION	UNIVERSITY GRADUATE EDUCATION	RESEARCH	PATIENT CARE AND OTHER	NON-COST EXPENSES	ADMIN INDIRECT COSTS	PLANT INDIRECT COSTS	TOTAL
ALL OTHER INSTRUCTION RESEARCH	280,812	2,706,554	.	.	.	7,692,364	.	.	.	7,692,364
HOUSESTAFF	280,812	2,706,554	.	.	.	974,277	.	.	.	974,277
COSTS	280,812	2,706,554	0	0	0	8,666,641	0	0	0	11,654,007
SOURCE	280,812	2,706,554	0	0	0	8,666,641	0	0	0	11,654,007

COST OF UNDERGRADUATE MEDICAL EDUCATION  
BY SOURCE OF FUNDS  
1996-97

-- MSA1522 --

SOURCE=OTHER HOSPITALS COSTS=DIRECT

AFQ EXPENDITURE CATEGORY	UNDERGRAD MEDICAL EDUCATION	GRADUATE MEDICAL EDUCATION	UNIVERSITY UNDERGRAD EDUCATION	UNIVERSITY GRADUATE EDUCATION	RESEARCH	PATIENT CARE AND OTHER	NON-COST EXPENSES	ADMIN INDIRECT COSTS	PLANT INDIRECT COSTS	TOTAL
ALL OTHER INSTRUCTION	371,283	3,578,534	.	.	2,910,042	.	.	.	.	6,859,859
RESEARCH	10,622	102,374	.	.	533,999	.	.	.	.	646,995
HOUSESTAFF	458,227	4,416,520	.	.	.	.	.	.	.	4,874,747
COSTS	840,132	8,097,428	0	0	0	3,444,041	0	0	0	12,381,601
SOURCE	840,132	8,097,428	0	0	0	3,444,041	0	0	0	12,381,601

SOURCE=PARENT - OTHER FUNDS COSTS=DIRECT

AFQ EXPENDITURE CATEGORY	UNDERGRAD MEDICAL EDUCATION	GRADUATE MEDICAL EDUCATION	UNIVERSITY UNDERGRAD EDUCATION	UNIVERSITY GRADUATE EDUCATION	RESEARCH	PATIENT CARE AND OTHER	NON-COST EXPENSES	ADMIN INDIRECT COSTS	PLANT INDIRECT COSTS	TOTAL
RESEARCH	.	.	.	.	2,248,287	.	.	.	.	2,248,287
ACADEMIC SUPPORT	.	.	.	.	.	.	2,111,476	16,907	.	16,907
SCHOLARSHIPS	.	.	.	.	.	.	.	.	.	2,111,476
PLANT	.	.	.	.	.	.	.	16,894	16,894	16,894
COSTS	0	0	0	0	2,248,287	0	2,111,476	16,907	16,894	4,393,564

SOURCE=PARENT - OTHER FUNDS COSTS=INDIRECT

AFQ EXPENDITURE CATEGORY	UNDERGRAD MEDICAL EDUCATION	GRADUATE MEDICAL EDUCATION	UNIVERSITY UNDERGRAD EDUCATION	UNIVERSITY GRADUATE EDUCATION	RESEARCH	PATIENT CARE AND OTHER	NON-COST EXPENSES	ADMIN INDIRECT COSTS	PLANT INDIRECT COSTS	TOTAL
ACADEMIC SUPPORT	1,457	1,936	226	620	5,358	7,310	.	-16,907	.	0
PLANT	3,213	0	499	1,366	11,816	0	.	.	-16,894	0
COSTS	4,670	1,936	725	1,986	17,174	7,310	0	-16,907	-16,894	0
SOURCE	4,670	1,936	725	1,986	2,265,461	7,310	2,111,476	0	0	4,393,564

SOURCE=PARENT - STATE FUNDS COSTS=DIRECT

AFQ EXPENDITURE CATEGORY	UNDERGRAD MEDICAL EDUCATION	GRADUATE MEDICAL EDUCATION	UNIVERSITY UNDERGRAD EDUCATION	UNIVERSITY GRADUATE EDUCATION	RESEARCH	PATIENT CARE AND OTHER	NON-COST EXPENSES	ADMIN INDIRECT COSTS	PLANT INDIRECT COSTS	TOTAL
ACADEMIC SUPPORT	.	.	.	.	.	.	.	47,300	.	47,300
INSTITUTIONAL SUPPORT	.	.	.	.	.	.	.	6,436,195	.	6,436,195
PLANT	.	.	.	.	.	.	.	.	7,044,900	7,044,900
COSTS	0	0	0	0	0	0	0	6,483,495	7,044,900	13,528,395



COST OF UNDERGRADUATE MEDICAL EDUCATION  
BY SOURCE OF FUNDS  
1996-97

-- MSA1522 --

SOURCE=ERROR COSTS=DIRECT  
(continued)

AFQ EXPENDITURE CATEGORY	UNDERGRAD MEDICAL EDUCATION	GRADUATE MEDICAL EDUCATION	UNIVERSITY UNDERGRAD EDUCATION	UNIVERSITY GRADUATE EDUCATION	RESEARCH	PATIENT CARE AND OTHER	NON-COST EXPENSES	ADMIN INDIRECT COSTS	PLANT INDIRECT COSTS	TOTAL
PLANT	158,011	1,440,405	1,786	2,895	9,013,161	103,850,974	35,690	0	178,428	178,428
COSTS										114,681,350


SOURCE=ERROR COSTS=INDIRECT

AFQ EXPENDITURE CATEGORY	UNDERGRAD MEDICAL EDUCATION	GRADUATE MEDICAL EDUCATION	UNIVERSITY UNDERGRAD EDUCATION	UNIVERSITY GRADUATE EDUCATION	RESEARCH	PATIENT CARE AND OTHER	NON-COST EXPENSES	ADMIN INDIRECT COSTS	PLANT INDIRECT COSTS	TOTAL
PLANT	33,937	0	5,269	14,428	124,794	0			-178,428	0
SOURCE	191,948	1,440,405	7,055	17,323	9,137,955	103,850,974	35,690	0	0	114,681,350
	28,761,626	36,030,167	4,465,892	12,228,108	105,763,668	136,055,553	4,584,361	0	0	327,889,375

# THE STATE OF WISCONSIN

SENATE CHAIR  
**BRIAN BURKE**

316-S Capitol  
P.O. Box 7882  
Madison, WI 53707-7882  
Phone: (608) 266-8535



ASSEMBLY CHAIR  
**JOHN GARD**

315-N Capitol  
P.O. Box 8952  
Madison, WI 53708-8952  
Phone: (608) 266-2343

## JOINT COMMITTEE ON FINANCE

### MEMORANDUM

To: Members  
Joint Committee on Finance

From: Senator Brian Burke  
Representative John Gard

Date: March 1, 1999

Attached are copies of two reports from the University of Wisconsin - Medical School, pursuant to s. 13.106(1) and (2), Stats.

The reports are being provided for your information only. No formal action is required by the Committee. Please feel free to contact us if you have any questions.

Attachment

BB:JG:dh



# The University of Wisconsin System

Vice President for Finance  
1752 Van Hise Hall  
1220 Linden Drive  
Madison, Wisconsin 53706  
(608) 262-1311 FAX (608) 262-3985

**DATE:** April 29, 1999  
**TO:** Senator Brian Burke  
Representative John Gard  
Co-Chairs, Joint Committee on Finance  
  
Mark Bugher, Secretary  
Department of Administration  
**FROM:** Marcia Bromberg *M-Bromberg*  
Vice President for Finance  
**RE:** QUARTERLY POSITION REPORT, s. 16.505(2m)  
(January 1, 1999 - April 1, 1999)

Under the provisions of s. 16.505(2m), the University of Wisconsin System (UWS) is reporting a net decrease of 11.52 full-time equivalent (FTE) positions supported by nonfederal gifts and grants, a net increase of 100.20 FTE positions supported by Federal contracts and a net increase of 0.36 FTE positions supported by Federal Indirect Cost Reimbursement. There were no changes in positions supported by auxiliary and operating receipts or by segregated fees during this quarter. The changes to authorization levels reflect adding new awards and deleting terminated awards. For this report, the FTE position count in the 1998-99 Red Book Budget is the starting point for the positions supported by auxiliary and operating receipts, Federal indirect cost reimbursement and segregated fees, with the ending point being the greater of the 1998-99 Red Book Budget or the April 1, 1999, filled position level.

	Gifts and Grants	Federal Contracts	Total
January 1, 1999 Authorization:	2,479.31	3,222.36	5,701.67
Total Change:	(11.52)	100.20	88.68
April 1, 1999 Authorization:	2,467.79	3,322.56	5,790.35

	Auxiliary & Operating Receipts	Federal Indirect Cost Reimbursement	Segregated Fees	Total
1998-99 Budget:	3,233.11	355.27	91.06	3,679.44
Total Change:	0.00	0.36	0.00	0.36
April 1, 1999:	3,233.11	355.63	91.06	3,679.80

Enclosed are schedules that show authorization changes by institution as well as select award information. All positions added to staff new awards, or deleted from terminated awards are separately identified.

### Enclosures

cc: President Lyall                      DOA Finance                      Deborah Durcan  
Vice Presidents                      David Loppnow                      Freda Harris  
Legislative Reference Bureau      Gail Riedasch                      Renee Wunderlin



University of Wisconsin System  
 Quarterly Position Report - Gifts, Grants and Contracts  
 s.16.505(2m), Wisconsin Statutes

Period Covered: January 1, 1999 - April 1, 1999

	GIFTS AND GRANTS			FEDERAL CONTRACTS		
	JANUARY 1999	APRIL 1999	FTE CHANGE	JANUARY 1999	APRIL 1999	FTE CHANGE
MADISON	2,132.23	2,113.26	(18.97)	2,614.88	2,695.48	80.60
MILWAUKEE	63.87	70.17	6.30	109.16	119.40	10.24
EAU CLAIRE	4.50	4.00	(0.50)	19.25	20.55	1.30
GREEN BAY	4.14	4.27	0.13	15.29	18.84	3.55
LA CROSSE	18.39	17.73	(0.66)	27.47	29.93	2.46
OSHKOSH	11.14	10.19	(0.95)	84.16	87.58	3.42
PARKSIDE	4.35	2.29	(2.06)	10.15	11.96	1.81
PLATTEVILLE	1.00	1.00	0.00	7.95	8.70	0.75
RIVER FALLS	3.39	3.68	0.29	6.28	6.28	0.00
STEVENS POINT	17.26	16.86	(0.40)	18.02	15.16	(2.86)
STOUT	11.02	11.82	0.80	39.43	38.45	(0.98)
SUPERIOR	3.67	2.07	(1.60)	6.65	6.28	(0.37)
WHITEWATER	2.23	2.53	0.30	22.27	20.08	(2.19)
COLLEGES	1.40	2.40	1.00	17.53	19.54	2.01
UNIVERSITY EXTENSION	200.52	205.52	5.00	223.87	224.33	0.46
SYSTEM ADMINISTRATION	0.00	0.00	0.00	0.00	0.00	0.00
SYSTEMWIDE	0.20	0.00	(0.20)	0.00	0.00	0.00
TOTAL	2,479.31	2,467.79	(11.52)	3,222.36	3,322.56	100.20

University of Wisconsin System  
 Quarterly Position Report - Auxiliary and Operating Receipts and Overhead  
 s.16.505(2m), Wisconsin Statutes

Period Covered: January 1, 1999 - April 1, 1999

	AUXILIARY AND OPERATING RECEIPTS		FEDERAL INDIRECT COST REIMBURSEMENT	
	Adjusted 1998-99* BUDGET	April 1 1999	Adjusted 1998-99 BUDGET	April 1 1999
MADISON	1,452.73	1,452.73	299.00	299.00
MILWAUKEE	353.47	353.47	29.54	29.54
EAU CLAIRE	139.67	139.67	0.20	0.20
GREEN BAY	66.69	66.69	0.00	0.32
LA CROSSE	117.52	117.52	0.40	0.40
OSHKOSH	127.25	127.25	2.00	2.00
PARKSIDE	40.85	40.85	0.70	0.70
PLATTEVILLE	92.90	92.90	0.00	0.00
RIVER FALLS	64.25	64.25	1.50	1.50
STEVENS POINT	147.62	147.62	0.26	0.26
STOUT	169.17	169.17	5.30	5.30
SUPERIOR	33.92	33.92	0.80	0.84
WHITEWATER	162.30	162.30	0.00	0.00
COLLEGES	43.96	43.96	1.05	1.05
UNIVERSITY EXTENSION	208.95	208.95	5.32	5.32
SYSTEM ADMINISTRATION	4.79	4.79	9.20	9.20
SYSTEMWIDE	7.07	7.07		
<b>TOTAL</b>	<b>3,233.11</b>	<b>3,233.11</b>	<b>355.27</b>	<b>355.63</b>
				<b>0.36</b>

\* Reflects the 1998-99 budget except at the following institutions where actual position level exceeds budget:

Institution	Budget_Position_level_was	Budget_Position_level_was
Eau Claire	136.11	0.00
Stevens Point		0.00
Parkside	37.42	
Colleges	32.89	
Sys. Admin.	4.70	0.85
Systemwide	6.81	

University of Wisconsin System  
 Quarterly Position Report - Segregated Funds  
 s.16.505(2m), Wisconsin Statutes

Period Covered: January 1, 1999 - April 1, 1999

	SEGREGATED			FTE CHANGE
	Adjusted 1998-99* BUDGET	April 1 1999		
MADISON	78.21	78.21		0.00
MILWAUKEE	0.00	0.00		0.00
EAU CLAIRE	0.00	0.00		0.00
GREEN BAY	2.50	2.50		0.00
LA CROSSE	0.00	0.00		0.00
OSHKOSH	0.00	0.00		0.00
PARKSIDE	0.00	0.00		0.00
PLATTEVILLE	0.00	0.00		0.00
RIVER FALLS	0.00	0.00		0.00
STEVENS POINT	1.00	1.00		0.00
STOUT	0.00	0.00		0.00
SUPERIOR	0.00	0.00		0.00
WHITEWATER	0.00	0.00		0.00
COLLEGES	0.50	0.50		0.00
UNIVERSITY EXTENSION	4.65	4.65		0.00
SYSTEM ADMINISTRATION	5.70	5.70		0.00
SYSTEMWIDE	<u>(1.50)</u>	<u>(1.50)</u>		<u>0.00</u>
TOTAL	91.06	91.06		0.00

\* Reflects the 1998-99 budget except at the following institutions where actual position level exceeds budget:

Institution	Budget_Position_level_was
Madison	75.19
Green Bay	1.50
Extension	2.35

**UNIVERSITY OF WISCONSIN SYSTEM**  
**Quarterly Position Report - Gifts, Grants and Contracts**  
**s. 16.505(2m), Wisconsin Statutes**

Period Covered: January 1, 1999 - April 1, 1999

GIFTS & GRANTS

<u>UW INSTITUTION</u>	<u>AWARDING AGENCY</u>	<u>AWARD TITLE</u>	<u>FTE ADDITIONS/ DELETIONS</u>	<u>FUND NUMBER</u>	<u>AWARD AMOUNT</u>	<u>AWARD PERIOD</u>
MADISON	Dairy Management, Inc. Novartis	Center for Dairy Research RHJMAB-E25, A Randomized, Double-Blind, Placebo Controlled Study	(2.00) (2.20)	133-AZ85 133-BL37	506,681 163,315	01/01/97-12/31/99 07/01/97-Open Award
	Retina Research Foundation	Molecular Genetic Studies of Retinal Degeneration in Drosophila	(2.00)	133-BR62	29,990	01/01/98-12/31/98
	North Central Soybean Research Foundation Aquila Pharmaceuticals, Inc.	Integrated Control of Whitetmold in the North Central Region	(3.00)	133-BU10	240,224	03/01/98-02/28/99
	Multiple Donors University of Wisconsin Foundation	Field Trials for Efficacy of E. Coli Bovine Masititis Vaccine	(6.70)	133-CD21	94,504	07/01/98-Open Award
		Urology Research	(0.10)	133-U855	24,825	11/20/92-Open Award
		Arthur Anderson Financial Reporting and Control Center	(2.97)	133-X570	42,214	01/03/94-Open Award
<b>MADISON (Subtotal)</b>			<u>(18.97)</u>			
MILWAUKEE	Various (UWM Foundation #8983.09) ABT Associates, Inc. (P/C with Annie E. Casey Foundation) Corporation for Public Broadcasting UWM Foundation #5761.09 UWM Foundation #2296.04 (P/C Milwaukee Foundation) Cooper Power Systems	Radon Research  Evaluation of the Annie E. Casey Foundation's Jobs Initiative Radio Community Service Grant Chairman's Discretionary Account Sectoral Targeting Analysis  V-Graph Development Project	0.04  0.27  2.06 2.60 1.00	133-AD89  133-BL23  133-CF76 133-C622 133-CG20	146,500  29,545  121,896 3,967,955 15,000	09/21/95-Open  01/01/97-12/31/98  10/01/96-09/30/00 04/05/79-Open 09/01/98-07/31/99
<b>MILWAUKEE (Subtotal)</b>			<u>6.30</u>		282,798	01/01/99-12/31/99
EAU CLAIRE	UWEC Foundation	Athletic Academic Enhancement	(0.50)	133-693	Not Spec	Not Spec
<b>EAU CLAIRE (Subtotal)</b>			<u>(0.50)</u>			
GREEN BAY	National Collegiate Athletic Assoc.		0.13	133-S612	50,000	Open
<b>GREEN BAY (Subtotal)</b>			<u>0.13</u>			
LA CROSSE	La Crosse County Beloit College	W-2 Mentoring Gottschall Analysis	(1.00) 0.34	133 133	30,200 6,000	12/98-12/99 01/99-07/99
<b>LA CROSSE (Subtotal)</b>			<u>(0.66)</u>			
OSHKOSH	DPI Oshkosh Foundation	IDEA Discretionary Project Einstein Project	(0.40) (0.15)	133 133	105,000 14,544	07/01/98-06/30/99 08/01/98-01/30/99

**UNIVERSITY OF WISCONSIN SYSTEM**  
**Quarterly Position Report - Gifts, Grants and Contracts**  
**s. 16.505(2m), Wisconsin Statutes**

Period Covered: January 1, 1988 - April 1, 1989

**GIFTS & GRANTS**

<u>UW INSTITUTION</u>	<u>AWARDING AGENCY</u>	<u>AWARD TITLE</u>	<u>FTE ADDITIONS/ DELETIONS</u>	<u>FUND NUMBER</u>	<u>AWARD AMOUNT</u>	<u>AWARD PERIOD</u>
OSHKOSH (Continued)	Various	Fox Valley Writing Project	(0.11)	133	24,000	07/01/98-06/30/99
	Various	Business Forum	(0.15)	133	13,515	07/01/98-06/30/99
	Ameritech Trust	Help-on-Line	(0.14)	133	64,484	07/01/98-06/30/99
<b>OSHKOSH (Subtotal)</b>			<u>(0.95)</u>			
PARKSIDE	Kenosha Unified School District (DED)	21st Century Community Learning	(1.81)	133-F133	82,500	09/01/98-08/31/99
	Bradley Foundation	Biography of Fulton J. Sheen	(0.25)	133-CC77	90,000	12/01/98-01/31/00
<b>PARKSIDE (Subtotal)</b>			<u>(2.06)</u>			
RIVER FALLS	UW-RF Foundation	Administrative Support	1.00	133	81,743	07/01/98-06/30/99
	Wisconsin Milk Marketing Board	WMMB Dairy Outreach	0.19	133	20,000	01/01/99-06/30/00
	AgriBank	AgriBank Farm Business Planning	0.10	133	24,935	08/01/96-06/30/99
	University of Minnesota	University of Minnesota	(1.00)	133	100,098	01/16/98-01/15/99
<b>RIVER FALLS (Subtotal)</b>			<u>0.29</u>			
STEVENS POINT	WI DNR	Modeling the Effects of Angling and Spearing Exploitation on Walleye Populations in Northern Wisconsin Lakes	(0.40)	133	11,000	07/01/97-06/30/98
			<u>(0.40)</u>			
STOUT	Stout Foundation	Development-Foundation/Alumni	0.02	133	323,637	Indefinite
	Stout Foundation	Nutrition Center Assistance	0.50	133	7,080	03/01/98-02/28/00
	Stout Foundation	Leadership Institute	(0.05)	133	88,564	Indefinite
	Stout Foundation	Taft Professorship	0.33	133	7,000	Indefinite
<b>STOUT (Subtotal)</b>			<u>0.80</u>			
SUPERIOR	Short, Elliott, Hendrickson	Ashland Harbor	(0.27)	133	25,000	03/27/98-06/10/98
	GL Indian Fish & Wildlife Comm	Environmental Monitoring	(0.21)	133	20,000	11/01/97-01/31/99
	WI DNR	DNR Rhineland	(0.37)	133	48,250	04/08/98-05/31/99
	Metro Mosquito Control Dist	Wetlands 2	(0.75)	133	79,082	04/22/98-12/31/98
<b>SUPERIOR (Subtotal)</b>			<u>(1.60)</u>			
WHITEWATER	UW-Whitewater Foundation	University Relations Salary	0.30	133	74,786	07/01/98-06/30/99
			<u>0.30</u>			

**UNIVERSITY OF WISCONSIN SYSTEM**  
**Quarterly Position Report - Gifts, Grants and Contracts**  
**s. 16.505(2m), Wisconsin Statutes**

Period Covered: January 1, 1999 - April 1, 1999

**GIFTS & GRANTS**

<u><b>UW INSTITUTION</b></u>	<u><b>AWARDING AGENCY</b></u>	<u><b>AWARD TITLE</b></u>	<u><b>FTE ADDITIONS/ DELETIONS</b></u>	<u><b>FUND NUMBER</b></u>	<u><b>AWARD AMOUNT</b></u>	<u><b>AWARD PERIOD</b></u>
COLLEGES	CESA 10	WIN Network Courses	0.40	133-CK56	9,523	08/26/98-05/25/99
COLLEGES (Subtotal)	CESA 11	Ideal Network Courses	0.60	133-CK57	16,963	08/26/98-05/25/99
			<u>1.00</u>			
EXTENSION	Multiple Donors	FY 96-99 TV Program Underwriting	0.50	133-Z868	1,361,251	7/1/95-Indefinite
	Wisconsin County Governments	Support of Extension Agents	2.78	Various 133	Varies	7/1/98-6/30/99
	Multiple Donors	Closed Captioning Support	0.04	133-Z657	74,303	2/1/95-Indefinite
	Friends of WHA-TV	FY 99 Block Grant	0.50	133-BY33	1,200,000	7/1/98-9/30/99
	UW Foundation	Administration & Fund Raising	1.00	133-AY51	166,500	Indefinite
	Multiple Donors	Professional Development Objectives	0.18	133-Z412	3,450	Indefinite
EXTENSION (Subtotal)			<u>5.00</u>			
SYSTEMWIDE	WI Recycling Market Development Board	Solid Waste Recovery Research Program	(0.20)	133-Z539	817,550	04/01/95-12/31/98
SYSTEMWIDE (Subtotal)			<u>(0.20)</u>			
GRAND TOTAL			<u>(11.52)</u>			

**UNIVERSITY OF WISCONSIN SYSTEM**  
**Quarterly Position Report - Gifts, Grants and Contracts**  
**s. 16.505(2m), Wisconsin Statutes**

Period Covered: January 1, 1999 - April 1, 1999

FEDERAL CONTRACTS

<u>UW INSTITUTION</u>	<u>AWARDING AGENCY</u>	<u>AWARD TITLE</u>	<u>FTE</u>	<u>FUND NUMBER</u>	<u>AWARD AMOUNT</u>	<u>AWARD PERIOD</u>
MADISON	DHHS, PHS, National Institutes of Health	EGF Receptor Function and Control by Phosphorylation	2.67	144-EW06	622,370	04/01/95-03/31/00
	DHHS, PHS, National Institutes of Health	Fetal and Neonatal MEG	2.50	144-HD87	506,417	07/03/98-06/30/99
	DHHS, PHS, Health Resources and Services Adm.	Nationwide Blood Lead & Erythrocyte Protoporphyrin Proficiency Testing Program	2.00	144-HE80	215,000	02/01/99-01/31/00
	DHHS, PHS, National Institutes of Health	Bio-Organic Chemistry of Oxidative Phenolic Coupling	3.84	144-HG03	181,162	03/01/98-08/31/99
	National Science Foundation	Trade and the Environment with the World Trade Organization	0.42	144-HG46	33,778	08/15/98-07/31/99
	Department of Education	The Wisconsin Youth Apprenticeship Program	2.50	144-HG95	200,000	01/01/99-12/31/00
	DHHS, PHS, National Institutes of Health	Intracellular Calcium in Hair Cells	2.60	144-HH68	317,457	01/01/99-12/31/03
	DHHS, PHS, National Institutes of Health	Articulatory Kinematics in Neurogenic Speech Disorders	2.21	144-HJ82	419,568	12/01/98-11/30/02
	DHHS, PHS, National Institutes of Health	Computer Information, Support and Platform Impact: Breast Cancer	2.36	144-HK12	419,029	07/01/97-08/31/99
	DHHS, PHS, National Institutes of Health	Linguistic Processing in Specific Language Delay	2.00	144-HK26	327,616	01/01/99-12/31/03
	Department of Interior	Midwest Region GIS Field Technical Support	3.35	144-HK48	104,667	10/01/98-09/30/99
	DHHS, PHS, National Institutes of Health	Dietary Restriction, DNA Abnormalities and Aging	4.05	144-HK78	214,799	12/01/98-11/30/99
	Department of Defense, Navy	Interactions of Theronuclear Target Explosions with Reaction Chamber Walls	3.87	144-HL03	250,000	12/15/98-12/14/99
	DHHS, PHS, National Institutes of Health	Mitral Valve Regurgitation Induces Structural Changes	2.25	144-HL09	315,353	10/01/98-06/30/01
	DHHS, PHS, National Institutes of Health	Language Development in Down Syndrome Children	2.10	144-HL23	247,179	01/01/99-12/31/03
	National Science Foundation	Spectroscopy and Relaxation in Liquids, Supercritical Fluids and Proteins	2.24	144-HL24	157,000	01/01/99-12/31/01
	DHHS, PHS, National Institutes of Health	NICHHD Study of Early Child Care	6.74	144-HL60	446,108	01/01/99-12/31/99
	DHHS, PHS, National Institutes of Health	Molecular Mechanisms of Influenza Pandemics	3.52	144-HL68	335,458	01/01/99-12/31/03
	DHHS, PHS, National Institutes of Health	Molecular Analysis of IS50/ITN5 Transposition	2.20	144-HL70	315,413	01/01/99-12/31/02
	DHHS, PHS, National Institutes of Health	Cardiovascular Disease in Type I Diabetes	2.95	144-HL76	744,909	02/01/99-01/31/03
	DHHS, PHS, National Institutes of Health	Spectroscopic Studies of Enzyme/Substrate Complexes	4.00	144-HL94	299,126	01/01/99-12/31/02

**UNIVERSITY OF WISCONSIN SYSTEM**  
**Quarterly Position Report - Gifts, Grants and Contracts**  
**s. 16.505(2m), Wisconsin Statutes**

Period Covered: January 1, 1999 - April 1, 1999

FEDERAL CONTRACTS

<u>UW INSTITUTION</u>	<u>AWARDING AGENCY</u>	<u>AWARD TITLE</u>	<u>FTE ADDITIONS/ DELETIONS</u>	<u>FUND NUMBER</u>	<u>AWARD AMOUNT</u>	<u>AWARD PERIOD</u>	
<b>MADISON (Continued)</b>	Wisconsin Department of Natural Resources	Methylmercury in Lake Michigan Tributaries	3.00	144-HM02	38,250	01/01/99-06/30/99	
	DHHS, PHS, National Institutes of Health	Women and Mental Health Study Site of Dane County	2.36	144-HM07	526,440	09/30/98-09/29/99	
	DHHS, PHS, National Institutes of Health	Biochemistry and Genetics of Chemical Carcinogenesis	2.60	144-HM19	337,205	02/01/99-01/31/03	
	Commerce, National Oceanic and Atmospheric Admin.	Watershed Export and Speciation of the Trace Metals in the Lake Superior Basin	2.70	144-HM53	160,609	03/01/99-02/29/00	
	DHHS, PHS, National Institutes of Health	Neural Basis of Hearing	9.57	144-HP89	1,218,014	03/01/99-02/28/04	
			<u>80.60</u>				
	<b>MADISON (Subtotal)</b>			0.60	144-GB76	689,124	12/01/96-11/30/99
		DHHS, PHS, National Institutes of Health	Mechanisms Underlying Perception of Speech	0.12	144-GK46	449,088	08/15/97-08/14/99
		National Science Foundation	National Resource Center in International Studies and FLAS Fellowship Program	1.00	144-GP45	383,990	09/15/97-08/31/99
		National Science Foundation	Collaborative research: Biogeochemistry of Sublacustrine Geothermal Vents in Yellowstone	0.60	144-GP94	913,684	09/01/97-08/31/99
Education, Dept. of		The Impact of Episodic Events on the Nearshore Offshore Transport and Transformation of Biogeochemically Important Materials in the Great Lakes	1.00	144-GR08	279,613	10/01/97-09/30/99	
DHHS, PHS, National Institutes of Health		Project Impact: Integrated Multi-Perspective Access to Campus Technology	1.00	144-GY50	98,187	06/01/98-05/31/99	
National Science Foundation		Development of a Host/Vector System for Expression of Membrane Proteins	1.00	144-HF18	74,750	09/01/98-02/29/00	
State of Wisconsin-Bureau of Milwaukee Child Welfare (P/C DHHS ACF)		Far Infrared Frontiers: Low Energy Dynamics at Wide Band Gap Interfaces	2.44	144-HL71	85,000	01/01/99-06/30/99	
Comm, National Oceanic & Atmospheric Adm		WWCCD - Hmong and Lactian Initiative	2.00	144-HM72	90,780	03/01/99-02/29/00	
Wisconsin Head Start State Collaboration (P/C DHHS ACF)		Waters-Wisconsin's Aquaculture Technology Education and Research Services	0.48	144-HP51	25,000	12/21/98-03/15/99	
	Phase 1	<u>10.24</u>					
<b>MILWAUKEE (Subtotal)</b>			(0.10)	144-951	159,700	07/01/98-06/30/99	
			0.50	144-1956	190,000	01/01/97-12/31/97	
			1.00	144-1994	252,275	06/01/96-05/31/97	
<b>EAU CLAIRE</b>							



**UNIVERSITY OF WISCONSIN SYSTEM**  
**Quarterly Position Report - Gifts, Grants and Contracts**  
**s. 16.505(2m), Wisconsin Statutes**

Period Covered: January 1, 1999 - April 1, 1999

FEDERAL CONTRACTS

<u>UW INSTITUTION</u>	<u>AWARDING AGENCY</u>	<u>AWARD TITLE</u>	<u>FTE</u> <u>ADDITIONS/</u> <u>DELETIONS</u>	<u>FUND</u> <u>NUMBER</u>	<u>AWARD</u> <u>AMOUNT</u>	<u>AWARD</u> <u>PERIOD</u>
EAU CLAIRE (Continued)	DHHS	Indian Health Serv 98-99	0.20	144-2800	224,732	08/01/98-07/31/99
	ED	Spec Svcs Proj 98-99	0.30	144-1996	226,753	09/01/98-08/31/99
	ED	Spec Svcs Proj 96-97	(0.10)	144-1975	233,556	09/01/98-08/31/99
	DHHS	Indian Health Sv 97-98	(0.50)	144-2800	238,817	08/01/97-07/31/98
			<u>1.30</u>			
GREEN BAY	UW Sea Grant Institute	Advisory Services	0.25	144-HM85	27,806	03/99-02/00
	UW Sea Grant Institute	Green Bay Field Office	(0.25)	144-GW21	26,510	03/98-02/99
	Small Business Administration	Small Business Development Center	(1.57)	144-GU10	80,805	01/98-02/99
	Small Business Administration	Small Business Development Center	1.57	144-HL41	81,955	01/99-12/99
	U.S. Department of Education	Upward Bound-Math and Science	0.20	144-HJ72	251,200	11/98-11/99
	U.S. Department of Education	Partnership for Learning	0.19	144-HJ76	22,303	07/98-05/99
	U.S. Department of Education	Collaborative, Site Based Teacher Preparation Model	0.20	144-HG08	48,392	09/98-08/99
	U.S. Department of Human Services	Interdisciplinary Child Welfare Training...	1.76	144-HG83	149,805	10/98-10/99
	U.S. Department of Human Services	Long-Term Child	1.45	144-HG78	219,187	09/98-08/99
	Department of Health and Human Services	Child Welfare Training for Public Agency Workers	(0.25)	144-GS39	149,711	10/97-09/98
	National Science Foundation	Reassessment of States Roles in Disaster Mitigation and Management	0.20	144-FW62	346,201	01/96-09/99
	Wisconsin DNR	Mammals of Old Growth and Managed Forests...	(0.20)	144-HE39	18,000	07/98-07/99
				<u>3.55</u>		
GREEN BAY (Subtotal)				144	399,000	10/98-09/99
LA CROSSE	U.S. Geological Survey	EMTC Contact	2.46			
			<u>2.46</u>			
LA CROSSE (Subtotal)	DHHS	Head Start 32th Grant	0.92	144	2,707,737	07/01/98-06/30/99
	DHHS	Regional Training	1.70	144	3,178,426	07/01/98-06/30/99
	HHS	Goals 2000	0.36	144	21,780	07/01/98-06/30/99
	Dept. of Education	Admin Expense Allowance	0.08	144	108,000	07/01/98-06/30/99
	Dept. of Education	Student Support	1.00	144	257,974	09/01/98-08/31/99
	NASA	Remote Sensing	0.56	144	79,528	10/01/98-03/31/00
	SBDC	SBDC	(0.50)	144	83,013	01/01/99-12/31/99
	NSF	Roavers	0.06	144	164,796	06/01/96-06/30/99
	NSF	Southern Ocean	(0.36)	144	63,855	03/01/96-02/28/99

**UNIVERSITY OF WISCONSIN SYSTEM**  
**Quarterly Position Report - Gifts, Grants and Contracts**  
**s. 16.505(2m), Wisconsin Statutes**

Period Covered: January 1, 1999 - April 1, 1999

FEDERAL CONTRACTS

<u>UW INSTITUTION</u>	<u>AWARDING AGENCY</u>	<u>AWARD TITLE</u>	<u>FTE ADDITIONS/ DELETIONS</u>	<u>FUND NUMBER</u>	<u>AWARD AMOUNT</u>	<u>AWARD PERIOD</u>
OSHKOSH (Continued)	USDA	Mutational Analysis	(0.09)	144	125,000	09/15/97-09/30/00
OSHKOSH (Subtotal)	NSF	Tropical Rain Forest	(0.31)	144	205,000	10/01/96-09/30/00
			<u>3.42</u>			
PARKSIDE	Kenosha Unified School District (DED)	21st Century Community Learning	1.81	144-HL42	82,500	09/01/98-08/31/99
PARKSIDE (Subtotal)			<u>1.81</u>			
PLATTEVILLE	United States Dept. of Agriculture	Developing Ornamental Horticulture at UW-Platteville	0.25	144-9144	58,481	09/01/98-08/31/00
PLATTEVILLE (Subtotal)	United States Dept. of Education	Federal Overhead University Accounting Business Affairs	0.50	144-9025	14,448	07/01/98-06/30/99
			<u>0.75</u>			
STEVENS POINT	National Science Foundation	Using Polymers to Link the Sciences to Each Other and to Our World - Innovation in the K-12 Curriculum	(0.50)	144	157,267	11/01/94-04/30/98
	USDA Forest Service	Ecological Classification System for the Nicolet National Forest Continuation	(1.00)	144	3,000	09/15/97-08/31/98
	U.S. Department of Agriculture	Training of NRCS Field Office Staff in the Use of GIS	(0.50)	144	30,000	09/15/98-09/30/99
	U.S. Department of Education	Educational Support Program	(0.25)	144	193,066	09/01/98-08/31/99
	USDA Forest Service	Urban Community Forestry - Computerized Forestry Database for USDA-FS Eastern Region	(0.61)	144	30,000	09/30/97-12/31/99
			<u>(2.86)</u>			
STOUT	DE/IDRR	R&T 98	(0.50)	144	633,100	08/17/97-08/17/98
	Dept. of Commerce	NWMOC 99	0.90	144	40,000	07/01/98-06/30/99
	USDA/Extension	MTT Co-op/Prog Ext 98	(1.10)	144	132,158	04/01/98-03/31/99
	Eisenhower	Math & Science 99	(0.25)	144	37,948	05/01/98-04/20/99
	DPI	Voc Eq Lead-Phase 8	(0.75)	144	89,021	07/01/98-06/30/99
	Dept. of Commerce	CID/NWMOC-Fed Prog Revenue	(1.00)	144	47,005	Indefinite
	USDA Food Program	Child Study Milk/Lunch Program	0.05	144	4,285	Indefinite
	Admin Funds	Student Financial Aid Service	1.00	144	147,340	Indefinite
	DE	Training in Voc Eval 98	(0.33)	144	100,800	09/01/98-08/31/99
	DVR	DVR La Crosse 98-99	1.00	144	88,749	-
STOUT (Subtotal)			<u>(0.98)</u>			

**UNIVERSITY OF WISCONSIN SYSTEM**  
**Quarterly Position Report - Gifts, Grants and Contracts**  
**s. 16.505(2m), Wisconsin Statutes**

Period Covered: January 1, 1999 - April 1, 1999

FEDERAL CONTRACTS

<u>UW INSTITUTION</u>	<u>AWARDING AGENCY</u>	<u>AWARD TITLE</u>	<u>FTE ADDITIONS/ DELETIONS</u>	<u>FUND NUMBER</u>	<u>AWARD AMOUNT</u>	<u>AWARD PERIOD</u>
SUPERIOR	EPA	Atrazine Metabolites	(0.13)	144	50,295	03/18/98-01/31/99
	SBA	SBDC 1998	(0.20)	144	26,314	01/01/98-12/31/98
	Eisenhower-Dept of Education	Watershed Stewardship	(0.04)	144	36,519	05/01/98-04/30/99
<b>SUPERIOR (Subtotal)</b>			<u>(0.37)</u>			
WHITEWATER	U.S. Department of Education	98-99 Talent Search	(0.50)	144	196,672	09/01/98-08/31/99
	Rehabilitation Service Administration & Auxiliary Aides		(0.74)	144	196,021	10/01/98-09/30/99
	U.S. Department of Health and Human Services					
	Small Business Development Center	98 S B D C	(1.00)	144	43,415	01/01/98-12/31/98
	Small Business Development Center	99 S B D C	0.95	144	96,024	01/01/99-12/31/99
	Small Business Development Center	99 Invention Innovation Center	1.35	144	74,612	01/01/99-12/31/99
WHITEWATER (Subtotal)	U.S. Department of Education	Business & International Education	(0.43)	144	77,123	07/01/98-06/30/99
	U.S. Department of Education	Alcohol & Violence Grant	(1.82)	144	99,467	09/01/98-08/31/99
			<u>(2.19)</u>			
COLLEGES	Department of Education	Eisenhower Grant	0.50	144-GP87	0	10/01/98-09/30/99
	Department of Education via UW-Eau Claire	Educational Opportunity Center	(1.00)	144-GR13	54,622	09/01/97-08/31/98
	Department of Education	Student Support Services Program	0.55	144-GZ02	358,476	09/01/98-08/31/99
	Department of Education	Student Financial Aid Administrative Allowance	0.41	144-GZ63	0	07/01/98-06/30/99
	Youth for Understanding	1998-99 Community College Program	0.55	144-HG37	66,111	08/12/98-06/16/99
	Department of Education via UW-Eau Claire	Educational Opportunity Center	1.00	144-HL99	59,317	09/01/98-08/31/99
<b>COLLEGES (Subtotal)</b>			<u>2.01</u>			
EXTENSION	Small Business Administration	Small Business Development Center	(3.40)	144-HL57	1,482,497	1/1/99-12/31/99
	WI DNR/US Dept of Interior	Fisheries Education	1.00	144-HL93	26,723	11/1/98-6/30/99
	CSREES USDA	Various	2.86	Various 143	Varies	Indefinite
<b>EXTENSION (Subtotal)</b>			<u>0.46</u>			
<b>GRAND TOTAL</b>			<u>100.20</u>			


**UNIVERSITY OF WISCONSIN SYSTEM**  
**Quarterly Position Report - Federal Indirect Cost Reimbursement**  
**s. 16.505(2m), Wisconsin Statutes**

1995-96 Budget - 1996-97 Budget

Period Covered: January 1, 1999 - April 1, 1999

**FEDERAL INDIRECT COST REIMBURSEMENT**

<u>UW INSTITUTION</u>	<u>PROGRAM/DEPARTMENT</u>	<u>REASON FOR CHANGE</u>	<u>FTE ADDITIONS/ DELETIONS</u>
GREEN BAY GREEN BAY (Subtotal)	Outreach and Extension	Additional instructional support required for workshops	0.32 <u>0.32</u>
SUPERIOR SUPERIOR (Subtotal)	Lake Superior Research Institute	Minor increase in clerical support for LSR	0.04 <u>0.04</u>
<b>GRAND TOTAL</b>			<u><u>0.32</u></u>



# The University of Wisconsin System

Vice President for Finance  
1752 Van Hise Hall  
1220 Linden Drive  
Madison, Wisconsin 53706  
(608) 262-1311 FAX (608) 262-3985

**DATE:** July 8, 1999

**TO:** Senator Brian Burke  
Representative John Gard  
Co-Chairs, Joint Committee on Finance

Mark Bugher, Secretary  
Department of Administration

**FROM:** Marcia Bromberg *M. Bromberg*  
Vice President for Finance

**RE:** QUARTERLY POSITION REPORT, s.16.505(2m)  
(April 1, 1999 - June 1, 1999)

Under the provisions of s.16.505(2m), the University of Wisconsin System (UWS) is reporting a net increase of 11.22 full-time equivalent (FTE) positions supported by nonfederal gifts and grants, a net increase of 4.93 FTE positions supported by federal contracts and a net increase of 0.71 FTE positions supported by federal indirect cost reimbursement. There were no changes in positions supported by auxiliary and operating receipts or by segregated fees during this quarter. The changes to authorization levels reflect adding new awards and deleting terminated awards. The June 1 report, not July 1, was used in the calculations because of reduced staffing levels during the summer session. As you know, filled and vacant position counts are not representative of the University's staffing levels during the months of June, July and August. The 1998-99 Red Book Budget, adjusted for previously reported increases, is the starting point for the positions supported by auxiliary and operating receipts, federal indirect cost reimbursement and segregated positions, with the ending point being the greater of the 1998-99 Red Book Budget or the June 1, 1999, filled position level.

	Gifts and Grants	Federal Contracts	Total
April 1, 1999 Authorization:	2,467.79	3,322.56	5,790.35
Total Change:	11.22	4.93	16.15
June 1, 1999 Authorization	2,479.01	3,327.49	5,806.50

	Auxiliary & Operating Receipts	Federal Indirect Cost Reimbursement	Segregated Fees	Total
Adjusted 1998-99 Budget:	3,233.11	355.63	91.06	3,679.80
Total Change:	0.00	0.71	0.00	0.71
June 1, 1999:	3,233.11	356.34	91.06	3,680.51

Enclosed are schedules that show authorization changes by institution as well as select award information. All positions added to staff new awards, or deleted from terminated awards are separately identified.

## Enclosures

cc: President Lyall                      DOA Finance                      Deborah Durcan  
Vice Presidents                      David Loppnow                      Freda Harris  
Legislative Reference Bureau                      Gail Riedasch                      Renee Wunderlin

University of Wisconsin System  
 Quarterly Position Report - Gifts, Grants and Contracts  
 s.16.505(2m), Wisconsin Statutes

Period Covered: April 1, 1999 - June 1, 1999

	GIFTS AND GRANTS			FEDERAL CONTRACTS		
	APRIL 1999	JUNE 1999	FTE CHANGE	APRIL 1999	JUNE 1999	FTE CHANGE
MADISON	2,113.26	2,126.11	12.85	2,695.48	2,698.28	2.80
MILWAUKEE	70.17	71.90	1.73	119.40	118.58	(0.82)
EAU CLAIRE	4.00	4.00	0.00	20.55	20.48	(0.07)
GREEN BAY	4.27	4.27	0.00	18.84	17.52	(1.32)
LA CROSSE	17.73	16.57	(1.16)	29.93	30.59	0.66
OSHKOSH	10.19	10.96	0.77	87.58	85.91	(1.67)
PARKSIDE	2.29	2.29	0.00	11.96	13.29	1.33
PLATTEVILLE	1.00	1.00	0.00	8.70	8.41	(0.29)
RIVER FALLS	3.68	3.68	0.00	6.28	5.93	(0.35)
STEVENS POINT	16.86	19.40	2.54	15.16	13.50	(1.66)
STOUT	11.82	11.37	(0.45)	38.45	39.16	0.71
SUPERIOR	2.07	2.75	0.68	6.28	6.35	0.07
WHITEWATER	2.53	1.53	(1.00)	20.08	20.95	0.87
COLLEGES	2.40	2.37	(0.03)	19.54	18.60	(0.94)
UNIVERSITY EXTENSION	205.52	200.81	(4.71)	224.33	229.94	5.61
SYSTEM ADMINISTRATION	0.00	0.00	0.00	0.00	0.00	0.00
SYSTEMWIDE	0.00	0.00	0.00	0.00	0.00	0.00
TOTAL	2,467.79	2,479.01	11.22	3,322.56	3,327.49	4.93

D0018/G/15 6/9/99

University of Wisconsin System  
 Quarterly Position Report - Auxiliary and Operating Receipts and Overhead  
 s.16.505(2m), Wisconsin Statutes

Period Covered: April 1, 1999 - June 1, 1999

	AUXILIARY AND OPERATING RECEIPTS		FEDERAL INDIRECT COST REIMBURSEMENT	
	Adjusted 1998-99*	June 1 1999	Adjusted 1998-99 BUDGET	June 1 1999
MADISON	1,452.73	1,452.73	299.00	299.00
MILWAUKEE	353.47	353.47	29.54	29.54
EAU CLAIRE	139.67	139.67	0.20	0.20
GREEN BAY	66.69	66.69	0.32	0.32
LA CROSSE	117.52	117.52	0.40	0.40
OSHKOSH	127.25	127.25	2.00	2.00
PARKSIDE	40.85	40.85	0.70	0.70
PLATTEVILLE	92.90	92.90	0.00	0.00
RIVER FALLS	64.25	64.25	1.50	1.50
STEVENS POINT	147.62	147.62	0.26	0.26
STOUT	169.17	169.17	5.30	5.30
SUPERIOR	33.92	33.92	0.84	0.90
WHITEWATER	162.30	162.30	0.00	0.00
COLLEGES	43.96	43.96	1.05	1.30
UNIVERSITY EXTENSION	208.95	208.95	5.32	5.72
SYSTEM ADMINISTRATION	4.79	4.79	9.20	9.20
SYSTEMWIDE	7.07	7.07		
TOTAL	3,233.11	3,233.11	355.63	356.34
				0.71

\* Reflects the 1998-99 budget except at the following institutions where actual position level exceeds budget:

Institution	Budget Position level was	Budget Position level was
Eau Claire	136.11	0.00
Green Bay		0.00
Stevens Point		0.00
Superior		0.80
Parkside	37.42	
Colleges	32.89	
Sys. Admin.	4.70	
Systemwide	6.81	0.85

University of Wisconsin System  
 Quarterly Position Report - Segregated Funds  
 s.16.505(2m), Wisconsin Statutes

Period Covered: April 1, 1999 - June 1, 1999

	SEGREGATED		FTE CHANGE
	Adjusted 1998-99* BUDGET	June 1 1999	
MADISON	78.21	78.21	0.00
MILWAUKEE	0.00	0.00	0.00
EAU CLAIRE	0.00	0.00	0.00
GREEN BAY	2.50	2.50	0.00
LA CROSSE	0.00	0.00	0.00
OSHKOSH	0.00	0.00	0.00
PARKSIDE	0.00	0.00	0.00
PLATTEVILLE	0.00	0.00	0.00
RIVER FALLS	0.00	0.00	0.00
STEVENS POINT	1.00	1.00	0.00
STOUT	0.00	0.00	0.00
SUPERIOR	0.00	0.00	0.00
WHITEWATER	0.00	0.00	0.00
COLLEGES	0.50	0.50	0.00
UNIVERSITY EXTENSION	4.65	4.65	0.00
SYSTEM ADMINISTRATION	5.70	5.70	0.00
SYSTEMWIDE	(1.50)	(1.50)	0.00
TOTAL	91.06	91.06	0.00

\* Reflects the 1998-99 budget except at the following institutions where actual position level exceeds budget:

Institution	Budget Position level was
Madison	75.19
Green Bay	1.50
Extension	2.35



**UNIVERSITY OF WISCONSIN SYSTEM**  
**Quarterly Position Report - Gifts, Grants and Contracts**  
**s. 16.505(2m), Wisconsin Statutes**

Period Covered: April 1, 1999 - June 1, 1999

**GIFTS & GRANTS**

<u>LW INSTITUTION</u>	<u>AWARDING AGENCY</u>	<u>AWARD TITLE</u>	<u>FTE ADDITIONS/ DELETIONS</u>	<u>FUND NUMBER</u>	<u>AWARD AMOUNT</u>	<u>AWARD PERIOD</u>	
<b>MADISON</b>	Midwest Athletes Against Childhood Cancer	Adenovirus-Mediated Gene Therapy Research Resource Programs for Medical Schools	1.00	133-BT46	95,000	01/01/98-Open Award	
	Hughes Medical Institute	Working with Private Landowners to Inventory and Monitor Forest Wildlife	2.00	133-BY50	50,000	03/01/99-02/28/01	
	Wisconsin Environmental Education Board	Feasibility Study of Determinants of Menarche	1.00	133-CA59	18,327	07/01/98-12/31/99	
	University of Wisconsin Foundation	Quantification of Ganglion Cells Using Beta-Galactosidase Activity	1.35	133-CCK22	14,000	08/15/98-Open Award	
	Glaucoma Foundation	Antioxidant Capacity of Protein Hydrolysates	1.00	133-CK45	35,003	01/01/99-12/31/99	
	Kraft Foods, Inc.	Online Distribution of Maps and Images of Wisconsin Vascular Plants	1.00	133-CL49	47,547	02/09/99-12/31/99	
	Wisconsin Department of Natural Resources	Anti-Tumor Vaccination Using Recombinant DNA	2.00	133-CL92	31,374	03/01/99-09/30/99	
	Multiple Donors	Regulation of Food Intake in Rhesus Monkeys	1.00	133-CM40	20,000	01/01/99-Open Award	
	Pfizer, Inc.	Physiological and Molecular Analysis of K channels in Myelinated Nerves	1.00	133-CN10	60,567	02/25/99-02/24/00	
	National Multiple Sclerosis Society	Fox River Sediment Remediation Demonstration Project	0.50	133-CP61	81,040	04/01/99-09/30/00	
	Wisconsin Department of Natural Resources		1.00	133-CP66	142,790	4/20/99	
			<u>12.85</u>				
	<b>MADISON (Subtotal)</b>						
	<b>MILWAUKEE</b>	The Joyce Foundation	Expanding the Professional Partnerships between the Milwaukee Public Schools & UWM	0.65	133-BR74	374,203	01/11/98-12/31/99
Institute for Wisconsin's Future		Disseminating Information on Welfare Reform Research	0.25	133-BT85	5,436	12/15/97-Open	
Korea Institute of Science and Technology		Development of 3-D Design Information Community Youth Strategy Project	0.33	133-BU31	79,511	11/01/97-Open	
Milwaukee Foundation		Center for Addiction and Behavioral Health Research	0.25	133-BY14	54,000	01/01/99-12/31/99	
<b>MILWAUKEE (Subtotal)</b>	Various, (CNR Health, Inc.)	<u>0.25</u>	133-T782	442,447	03/01/92-Open		
		<u>1.73</u>					

**UNIVERSITY OF WISCONSIN SYSTEM**  
**Quarterly Position Report - Gifts, Grants and Contracts**  
**s. 16.505(2m), Wisconsin Statutes**

Period Covered: April 1, 1999 - June 1, 1999

GIFTS & GRANTS

<u>UW INSTITUTION</u>	<u>AWARDING AGENCY</u>	<u>AWARD TITLE</u>	<u>FTE ADDITIONS/ DELETIONS</u>	<u>FUND NUMBER</u>	<u>AWARD AMOUNT</u>	<u>AWARD PERIOD</u>
LA CROSSE	Beloit College	Gottschall Analysis	(0.75)	133	6,000	01/99-07/99
	Various Donors	Archaeology Ctr.	(0.41)	133	--	07/98-06/99
<b>LA CROSSE (Subtotal)</b>			<u>(1.16)</u>			
OSHKOSH	DPI	IDEA Discretionary Project	0.57	133	105,000	07/01/98-06/30/99
	Various	Education Credit In-Service	0.16	133	30,000	07/01/98-06/30/99
	Various	Fox Valley Writing Project	0.04	133	24,000	07/01/98-06/30/99
<b>OSHKOSH (Subtotal)</b>			<u>0.77</u>			
STEVENS POINT	Bear Archery	Becoming An Outdoors Woman	1.00	133	3,500	01/01/96-12/31/96
	World Wildlife Fund	Development of a Web-based Biodiversity Course	1.00	133	14,959	01/01/99-11/09/00
	WI DNR	Treaty Fishery Data Analysis	0.54	133	13,298	03/01/99-06/30/99
<b>STEVENS POINT (Subtotal)</b>			<u>2.54</u>			
STOUT	Stout Foundation	Development-Foundation/Alumni	(0.24)	133	323,637	Indefinite
	Stout Foundation	Human Envir Sciences Donations	(0.33)	133	9,408	Indefinite
	Stout Foundation	Steenbeck Endowment	(0.25)	133	47,334	Indefinite
	Stout Foundation	Packaging Campaign	0.37	133	2,000	Indefinite
<b>STOUT (Subtotal)</b>			<u>(0.45)</u>			
SUPERIOR	Photo & Imaging MFR Assoc., Inc.	Silver Sediments	0.27	133	199,415	10/01/96-12/01/99
	Great Lakes Indian Fish & Wildlife Comm	Superior Fish	(0.19)	133	27,100	03/01/99-12/31/99
	Wisconsin DNR	Endangered Resources	0.62	133	15,700	04/19/99-06/30/99
	State of Wisconsin DOA	Coastal Program	(0.02)	133	14,990	10/01/98-09/30/99
<b>SUPERIOR (Subtotal)</b>			<u>0.68</u>			
WHITEWATER	UW-Whitewater Foundation	University Relations Salary	(1.00)	133	74,786	07/01/98-06/30/99
<b>WHITEWATER (Subtotal)</b>			<u>(1.00)</u>			
COLLEGES	Youth for Understanding	Youth for Understanding	(0.03)	133-CE55	51,500	08/24/98-05/29/99
<b>COLLEGES (Subtotal)</b>			<u>(0.03)</u>			

UNIVERSITY OF WISCONSIN SYSTEM  
 Quarterly Position Report - Gifts, Grants and Contracts  
 s. 16.505(2m), Wisconsin Statutes

Period Covered: April 1, 1999 - June 1, 1999

GIFTS & GRANTS

<u>UW INSTITUTION</u>	<u>AWARDING AGENCY</u>	<u>AWARD TITLE</u>	<u>FTE ADDITIONS/ DELETIONS</u>	<u>FUND NUMBER</u>	<u>AWARD AMOUNT</u>	<u>AWARD PERIOD</u>
EXTENSION	WI DNR Multiple Donors Wisconsin County Governments	Basin Educator Program: Master General Support of WI Public Radio Support of Extension Agents	(1.90) (1.00) (1.81) <u>(4.71)</u>	133-CA85 133-U287 Various 133	232,490 3,500,000 Varies	7/1/98-6/30/99 7/1/92-Indefinite 7/1/98-6/30/99
EXTENSION (Subtotal)						
GRAND TOTAL			<u>11.22</u>			

UNIVERSITY OF WISCONSIN SYSTEM  
 Quarterly Position Report - Gifts, Grants and Contracts  
 s. 16.505(2m), Wisconsin Statutes

Period Covered: April 1, 1999 - June 1, 1999

FEDERAL CONTRACTS

<u>UW INSTITUTION</u>	<u>AWARDING AGENCY</u>	<u>AWARD TITLE</u>	<u>FTE</u> <u>ADDITIONS/ DELETIONS</u>	<u>FUND NUMBER</u>	<u>AWARD AMOUNT</u>	<u>AWARD PERIOD</u>
MADISON	National Science Foundation National Aeronautics and Space Administration DHHS, PHS, National Institutes of Health	Crystal Growth and Phase Transformation Kinetics in Nanocrystalline Materials The Midwest Center for Natural Resource Management	1.00 1.50	144-HP45 144-HQ06	249,998 469,135	02/15/99-01/31/02 03/03/99-03/02/02
MADISON (Subtotal)		Mechanisms of Constitutive NF-KB Activity	0.30 <u>2.80</u>	144-HQ71	164,089	04/01/99-01/31/03
MILWAUKEE	Energy, Dept. of DHHS, PHS, National Institutes of Health DHHS, PHS, National Institutes of Health	An Investigation of Molybdenum and Molybdenum Cadmium, Zinc, Metallothionein and Kidney Toxicity Selective Anxiolytics via BZR Subtype Specific Ligands	(0.30) (0.40) (0.12) <u>(0.82)</u>	144-DB02 144-FB90 144-GC45	712,266 1,324,105 485,857	08/01/92-07/31/99 07/01/95-06/30/99 12/01/96-11/30/99
EAU CLAIRE	Dept. of Educ ED	Financial Aid Indirect Costs Spec Svcs Proj 98-99	0.15 (0.22) <u>(0.07)</u>	144-951 144-1996	159,700 226,753	07/01/98-06/30/99 09/01/98-08/31/99
GREEN BAY	Small Business Administration U.S. Department of Education U.S. Department of Education U.S. Department of Human Services U.S. Department of Human Services Dept. of Health and Human Services	Small Business Development Center Partnership for Learning Student Support Services Interdisciplinary Child Welfare Training... Long-term Child Child Care Mentor Teacher Project Curriculum	(0.06) 0.20 (0.13) (1.01) (0.48) <u>(1.32)</u>	144-HL41 144-HJ72 144-GP35 144-HG83 144-HG78 144-HS26	81,955 251,200 500,381 149,805 219,187 149,711	01/99-12/99 11/98-11/99 09/97-09/99 10/98-10/99 09/98-08/99 10/97-09/98
LA CROSSE LA CROSSE (Subtotal)	U.S. Geological Survey	EMTC Contract	0.66 <u>0.66</u>	144	399,000	10/98-09/99

**UNIVERSITY OF WISCONSIN SYSTEM**  
**Quarterly Position Report - Gifts, Grants and Contracts**  
**s. 16.505(2m), Wisconsin Statutes**

Period Covered: April 1, 1999 - June 1, 1999

FEDERAL CONTRACTS

<u>LW INSTITUTION</u>	<u>AWARDING AGENCY</u>	<u>AWARD TITLE</u>	<u>FTE ADDITIONS/ DELETIONS</u>	<u>FUND NUMBER</u>	<u>AWARD AMOUNT</u>	<u>AWARD PERIOD</u>
OSHKOSH	DHHS	Head Start 32th Grant	(2.10)	144	2,707,737	07/01/98-06/30/99
	DHHS	Regional Training	0.40	144	3,178,426	07/01/98-06/30/99
	Dept. of Education	Admin Expense Allowance	(0.04)	144	108,000	07/01/98-06/30/99
	Dept. of Education	Eisenhower	0.05	144	64,185	05/01/99-04/30/00
	HHS	Goals 2000	0.02	144	21,780	07/01/98-06/30/99
<b>OSHKOSH (Subtotal)</b>			<u>(1.67)</u>			
PARKSIDE	Department of Education Eastern Wisconsin AHEC	Student Support Services	1.00	144-GN11	193,439	09/01/98-08/31/99
		Management Services for AHEC	0.33	144-HJ92	159,490	1/01/98-09/30/99
<b>PARKSIDE (Subtotal)</b>			<u>1.33</u>			
PLATTEVILLE	U.S. Dept. of Education UW System	Federal Overhead University Accounting Business Affairs	(0.50)	144-9025	14,448	07/01/98-06/30/99
		Eisenhower Grant	0.21	144-9101	34,584	05/01/98-07/31/99
			<u>(0.29)</u>			
<b>PLATTEVILLE (Subtotal)</b>						
RIVER FALLS	Department of Education N.S.F. through Arizona State University	Student Services Support	(0.50)	144	194,501	09/01/98-08/31/99
		Arizona State University NSF Modeling Workshop	0.15	144	200,000	07/01/98-06/30/00
<b>RIVER FALLS (Subtotal)</b>			<u>(0.35)</u>			
STEVENS POINT	Dept. of Interior-Fish & Wildlife	Becoming An Outdoors Woman	(1.00)	144	208,666	04/01/97-06/30/99
		Cooperative Agreement for the Upper Mississippi River Environmental Mgmt. Program	(0.66)	144	105,551	10/01/97-09/30/98
<b>STEVENS POINT (Subtotal)</b>			<u>(1.66)</u>			
STOUT	DE/NIDRR	R&T Center 98-99	(0.50)	144	633,100	08/17/97-08/17/98
	DE/RSA	PWI 98-99	0.20	144	237,879	10/01/98-09/30/99
	DHHS	MS Risk Control 99	0.01	144	54,086	07/01/98-06/30/99
	DE/Talent Search	Talent Search 99	1.00	144	219,823	10/01/98-08/31/99
			<u>0.71</u>			
<b>STOUT (Subtotal)</b>						

**UNIVERSITY OF WISCONSIN SYSTEM**  
**Quarterly Position Report - Gifts, Grants and Contracts**  
**s. 16.505(2m), Wisconsin Statutes**

Period Covered: April 1, 1999 - June 1, 1999

FEDERAL CONTRACTS

<u>UW INSTITUTION</u>	<u>AWARDING AGENCY</u>	<u>AWARD TITLE</u>	<u>FTE ADDITIONS/ DELETIONS</u>	<u>FUND NUMBER</u>	<u>AWARD AMOUNT</u>	<u>AWARD PERIOD</u>
SUPERIOR	EPA	Endocrine Disruptors	0.11	144	40,011	07/27/98-07/12/99
	Eisenhower-Dept. of Education	Globe	0.02	144	40,442	05/01/99-04/30/00
	Eisenhower-Dept. of Education	Watershed Stewardship	(0.06) <u>0.07</u>	144	36,519	05/01/98-04/30/99
WHITEWATER	Small Business Development Ctr	99 SBDC	0.05	144	96,024	01/01/99-12/31/99
	U.S. Department of Education	Alcohol & Violence Grant	0.50	144	99,467	09/01/98-08/31/99
	U.S. Department of Labor (Job Training Partnership Act) and Private Industry Council	PIC Summer 99	0.20	144	37,517	04/01/99-09/30/99
WHITEWATER (Subtotal)	Rehabilitation Service Administration & U.S. Dept. of Health and Human Services	Auxiliary Aides	(0.04)	144	196,021	10/01/98-09/30/99
	U.S. Department of Education	98-99 Talent Search	0.16 <u>0.87</u>	144	196,672	09/01/98-08/31/99
COLLEGES	Department of Education	Student Support Services Program	(0.39)	144-GZ02	358,476	09/01/98-08/31/99
	Youth for Understanding	19998-99 Community College Program	(0.55) <u>(0.94)</u>	144-HG37	66,111	08/12/98-06/16/99
COLLEGES (Subtotal)						
EXTENSION	WI OJA/Justice	Statewide Prevention Training	(0.22)	144-GL47	20,799	5/1/98-4/30/99
	WI DWD/USDA	Family Nutrition Program	(0.36)	144-HD25-59	4,214,331	10/1/98-9/30/99
	Nat'l Endowment for the Humanities	State Based Humanities Outreach Pgm	0.91	144-FJ33	1,029,321	11/1/95-10/31/00
	CSREES USDA	Various	5.28 <u>5.61</u>	Various 143	Varies	Indefinite
EXTENSION (Subtotal)						
<b>GRAND TOTAL</b>			<u><u>4.93</u></u>			

**UNIVERSITY OF WISCONSIN SYSTEM**  
**Quarterly Position Report - Federal Indirect Cost Reimbursement**  
**s. 16.505(2m), Wisconsin Statutes**

1995-96 Budget - 1996-97 Budget

Period Covered: April 1, 1999 - June 1, 1999

FEDERAL INDIRECT COST REIMBURSEMENT

<u>UW INSTITUTION</u>	<u>PROGRAM/DEPARTMENT</u>	<u>REASON FOR CHANGE</u>	<u>FTE ADDITIONS/ DELETIONS</u>
SUPERIOR SUPERIOR (Subtotal)	Lake Superior Research Institute	Minor increase in clerical support for LSRI	0.06 0.06
COLLEGES COLLEGES (Subtotal)	Manitowoc, Academic Support Services	Staffing Adjustment	0.25 0.25
EXTENSION EXTENSION (Subtotal)	Family Living Nutrition Program	Institutional support for program	0.40 0.40
<b>GRAND TOTAL</b>			<b>0.71</b>