

H

**UW-Oshkosh  
EEO Category with FTE**

**Table 1**

<b>Code</b>	<b>Translation</b>	<b>FTE</b>	<b>Percent</b>
1	Administrative/Executive/Managerial	53.87	4.28%
2	Faculty	451.61	95.72%
3	Professional Non-faculty	320.94	
4	Secretarial/Clerical	189.76	
5	Tech/Paraprofessional	71.63	
6	Skilled Crafts	17.00	
7	Service/Maintenance	153.15	

**EEO Sub-category Breakout**

**Table 2**

<b>EEO Category</b>	<b>Translation</b>	<b>FTE</b>
1.1	Admin. Unclass. Staff	51.87
1.2	Admin. Class Staff	2.00
	<b>TOTAL</b>	<b>53.87 (4.28%)</b>
2.1	Faculty, Legal	319.22
2.2	Instruct. Acad. Staff	132.39
3	Professional Non-faculty	-0-
3.1	Prof. Doctoral Staff	1.97
3.2	Prof: Empl in Training	-0-
3.3	Prof: Other Academic	211.87
3.4	Student Staff	29.25
3.5	Classified Professional	77.85
4	Secretarial/Clerical	189.76
5	Tech/Paraprofessional	71.63
6	Skilled Crafts	17.00
7.0	Service/Maintenance	1.00
7	Service/Maintenance	152.15
	<b>TOTAL</b>	<b>1,204.09 (95.72%)</b>
	<b>GRAND TOTAL</b>	<b>1,257.96 (100%)</b>

**UW-Parkside  
EEO Category with FTE**

**Table 1**

<b>Code</b>	<b>Translation</b>	<b>FTE</b>	<b>Percent</b>
1	Administrative/Executive/Managerial	34.48	6.90%
2	Faculty	180.30	93.10%
3	Professional Non-faculty	111.63	
4	Secretarial/Clerical	87.10	
5	Tech/Paraprofessional	15.04	
6	Skilled Crafts	2.00	
7	Service/Maintenance	69.01	

**EEO Sub-category Breakout**

**Table 2**

<b>EEO Category</b>	<b>Translation</b>	<b>FTE</b>
1.1	Admin. Unclass. Staff	33.48
1.2	Admin. Class Staff	1.00
	<b>TOTAL</b>	<b>34.48 (6.90%)</b>
2.1	Faculty, Legal	127.41
2.2	Instruct. Acad. Staff	52.89
3	Professional Non-faculty	-0-
3.1	Prof: Doctoral Staff	-0-
3.2	Prof: Empl in Training	-0-
3.3	Prof: Other Academic	82.99
3.4	Student Staff	0.22
3.5	Classified Professional	28.42
4	Secretarial/Clerical	87.10
5	Tech/Paraprofessional	15.04
6	Skilled Crafts	2.00
7	Service/Maintenance	69.01
	<b>TOTAL</b>	<b>465.08 (93.10%)</b>
	<b>GRAND TOTAL</b>	<b>499.56 (100%)</b>

**UW-Platteville  
EEO Category with FTE**

**Table 1**

<b>Code</b>	<b>Translation</b>	<b>FTE</b>	<b>Percent</b>
1	Administrative/Executive/Managerial	38.50	5.62%
2	Faculty	265.19	94.38%
3	Professional Non-faculty	128.49	
4	Secretarial/Clerical	112.46	
5	Tech/Paraprofessional	12.99	
6	Skilled Crafts	5.00	
7	Service/Maintenance	122.65	

**EEO Sub-category Breakout**

**Table 2**

<b>EEO Category</b>	<b>Translation</b>	<b>FTE</b>
1.1	Admin. Unclass. Staff	38.50
1.2	Admin. Class Staff	-0-
	<b>TOTAL</b>	<b>38.50 (5.62%)</b>
2.1	Faculty, Legal	213.15
2.2	Instruct. Acad. Staff	52.04
3	Professional Non-faculty	-0-
3.1	Prof. Doctoral Staff	-0-
3.2	Prof. Empl in Training	-0-
3.3	Prof. Other Academic	84.85
3.4	Student Staff	9.60
3.5	Classified Professional	34.04
4	Secretarial/Clerical	112.46
5	Tech/Paraprofessional	12.99
6	Skilled Crafts	5.00
7	Service/Maintenance	122.65
	<b>TOTAL</b>	<b>646.81 (94.38%)</b>
	<b>GRAND TOTAL</b>	<b>685.31 (100%)</b>

**UW-River Falls  
EEO Category with FTE**

**Table 1**

<b>Code</b>	<b>Translation</b>	<b>FTE</b>	<b>Percent</b>
1	Administrative/Executive/Managerial	36.00	6.00%
2	Faculty	272.33	94.00%
3	Professional Non-faculty	103.36	
4	Secretarial/Clerical	85.75	
5	Tech/Paraprofessional	18.21	
6	Skilled Crafts	7.00	
7	Service/Maintenance	77.44	

**EEO Sub-category Breakout**

**Table 2**

<b>EEO Category</b>	<b>Translation</b>	<b>FTE</b>
1.1	Admin. Unclass. Staff	35.00
1.2	Admin. Class Staff	1.00
	<b>TOTAL</b>	<b>36.00 (6.00%)</b>
2.1	Faculty, Legal	210.40
2.2	Instruct. Acad. Staff	61.93
3	Professional Non-faculty	-0-
3.1	Prof. Doctoral Staff	-0-
3.2	Prof. Empl in Training	-0-
3.3	Prof. Other Academic	72.53
3.4	Student Staff	1.90
3.5	Classified Professional	28.93
4	Secretarial/Clerical	85.75
5	Tech/Paraprofessional	18.21
6	Skilled Crafts	7.00
7	Service/Maintenance	77.44
	<b>TOTAL</b>	<b>564.09 (94.00%)</b>
	<b>GRAND TOTAL</b>	<b>600.09 (100%)</b>

**UW-Stevens Point  
EEO Category with FTE**

**Table 1**

<b>Code</b>	<b>Translation</b>	<b>FTE</b>	<b>Percent</b>
1	Administrative/Executive/Managerial	55.93	5.36%
2	Faculty	405.80	94.64%
3	Professional Non-faculty	239.26	
4	Secretarial/Clerical	156.89	
5	Tech/Paraprofessional	48.95	
6	Skilled Crafts	12.96	
7	Service/Maintenance	123.95	

**EEO Sub-category Breakout**

**Table 2**

<b>EEO Category</b>	<b>Translation</b>	<b>FTE</b>
1.1	Admin. Unclass. Staff	53.93
1.2	Admin. Class Staff	2.00
	<b>TOTAL</b>	<b>55.93 (5.36%)</b>
2.1	Faculty, Legal	343.31
2.2	Instruct. Acad. Staff	62.49
3	Professional Non-faculty	-0-
3.1	Prof. Doctoral Staff	3.00
3.2	Prof. Empl in Training	1.00
3.3	Prof. Other Academic	133.20
3.4	Student Staff	31.06
3.5	Classified Professional	71.00
4	Secretarial/Clerical	156.89
5	Tech/Paraprofessional	48.95
6	Skilled Crafts	12.96
7	Service/Maintenance	123.95
	<b>TOTAL</b>	<b>987.81 (94.64%)</b>
	<b>GRAND TOTAL</b>	<b>1,043.74 (100%)</b>

**UW-Stout  
EEO Category with FTE**

**Table 1**

<b>Code</b>	<b>Translation</b>	<b>FTE</b>	<b>Percent</b>
1	Administrative/Executive/Managerial	52.80	5.46%
2	Faculty	346.44	94.54%
3	Professional Non-faculty	220.32	
4	Secretarial/Clerical	161.38	
5	Tech/Paraprofessional	23.05	
6	Skilled Crafts	10.00	
7	Service/Maintenance	153.32	

**EEO Sub-category Breakout**

**Table 2**

<b>EEO Category</b>	<b>Translation</b>	<b>FTE</b>
1.1	Admin. Unclass. Staff	51.80
1.2	Admin. Class Staff	1.00
	<b>TOTAL</b>	<b>52.80 (5.46%)</b>
2.1	Faculty, Legal	269.22
2.2	Instruct. Acad. Staff	77.22
3	Professional Non-faculty	
3.1	Prof. Doctoral Staff	2.55
3.2	Prof. Empl in Training	
3.3	Prof. Other Academic	130.50
3.4	Student Staff	19.69
3.5	Classified Professional	67.58
4	Secretarial/Clerical	161.38
5	Tech/Paraprofessional	23.05
6	Skilled Crafts	10.00
7	Service/Maintenance	153.32
	<b>TOTAL</b>	<b>914.51 (94.54%)</b>
	<b>GRAND TOTAL</b>	<b>967.31 (100%)</b>

**UW-Superior  
EEO Category with FTE**

**Table 1**

<b>Code</b>	<b>Translation</b>	<b>FTE</b>	<b>Percent</b>
1	Administrative/Executive/Managerial	26.80	7.65%
2	Faculty	129.96	92.35%
3	Professional Non-faculty	70.48	
4	Secretarial/Clerical	59.96	
5	Tech/Paraprofessional	7.67	
6	Skilled Crafts	4.00	
7	Service/Maintenance	51.30	

**EEO Sub-category Breakout**

**Table 2**

<b>EEO Category</b>	<b>Translation</b>	<b>FTE</b>
1.1	Admin. Unclass. Staff	26.80
1.2	Admin. Class Staff	-0-
	<b>TOTAL</b>	<b>26.80 (7.65%)</b>
2.1	Faculty, Legal	102.07
2.2	Instruct. Acad. Staff	27.89
3	Professional Non-faculty	-0-
3.1	Prof. Doctoral Staff	2.24
3.2	Prof: Empl in Training	-0-
3.3	Prof: Other Academic	40.68
3.4	Student Staff	6.65
3.5	Classified Professional	20.91
4	Secretarial/Clerical	59.96
5	Tech/Paraprofessional	7.67
6	Skilled Crafts	4.00
7	Service/Maintenance	51.30
	<b>TOTAL</b>	<b>323.37 (92.35%)</b>
	<b>GRAND TOTAL</b>	<b>350.17 (100%)</b>

**UW-Whitewater  
EEO Category with FTE**

**Table 1**

<b>Code</b>	<b>Translation</b>	<b>FTE</b>	<b>Percent</b>
1	Administrative/Executive/Managerial	66.13	6.50%
2	Faculty	435.50	93.50%
3	Professional Non-faculty	203.01	
4	Secretarial/Clerical	157.21	
5	Tech/Paraprofessional	20.47	
6	Skilled Crafts	13.50	
7	Service/Maintenance	121.55	

**EEO Sub-category Breakout**

**Table 2**

<b>EEO Category</b>	<b>Translation</b>	<b>FTE</b>
1.1	Admin. Unclass. Staff	65.13
1.2	Admin. Class Staff	1.00
	<b>TOTAL</b>	<b>66.13 (6.50%)</b>
2.1	Faculty, Legal	312.17
2.2	Instruct. Acad. Staff	123.33
3	Professional Non-faculty	-0-
3.1	Prof. Doctoral Staff	-0-
3.2	Prof. Empl in Training	-0-
3.3	Prof. Other Academic	115.12
3.4	Student Staff	22.77
3.5	Classified Professional	65.12
4	Secretarial/Clerical	157.21
5	Tech/Paraprofessional	20.47
6	Skilled Crafts	13.50
7	Service/Maintenance	121.55
	<b>TOTAL</b>	<b>950.79 (93.50%)</b>
	<b>GRAND TOTAL</b>	<b>1,016.92 (100%)</b>



**UW-Colleges  
EEO Category with FTE**

**Table 1**

<b>Code</b>	<b>Translation</b>	<b>FTE</b>	<b>Percent</b>
1	Administrative/Executive/Managerial	68.63	8.65%
2	Faculty	383.14	91.35%
3	Professional Non-faculty	149.28	
4	Secretarial/Clerical	96.42	
5	Tech/Paraprofessional	9.64	
6	Skilled Crafts	-0-	
7	Service/Maintenance	86.12	

**EEO Sub-category Breakout**

**Table 2**

<b>EEO Category</b>	<b>Translation</b>	<b>FTE</b>
1.1	Admin. Unclass. Staff	68.63
1.2	Admin. Class Staff	-0-
	<b>TOTAL</b>	<b>68.63 (8.65%)</b>
2.1	Faculty, Legal	278.20
2.2	Instruct. Acad. Staff	104.94
3	Professional Non-faculty	-0-
3.1	Prof. Doctoral Staff	-0-
3.2	Prof. Empl in Training	-0-
3.3	Prof. Other Academic	117.12
3.4	Student Staff	-0-
3.5	Classified Professional	32.16
4	Secretarial/Clerical	94.42
5	Tech/Paraprofessional	9.64
6	Skilled Crafts	-0-
7	Service/Maintenance	86.12
	<b>TOTAL</b>	<b>724.60 (91.35%)</b>
	<b>GRAND TOTAL</b>	<b>793.23 (100%)</b>

**UW-Extension  
EEO Category with FTE**

**Table 1**

<b>Code</b>	<b>Translation</b>	<b>FTE</b>	<b>Percent</b>
1	Administrative/Executive/Managerial	60.86	5.53%
2	Faculty	346.27	94.47%
3	Professional Non-faculty	440.37	
4	Secretarial/Clerical	180.42	
5	Tech/Paraprofessional	43.45	
6	Skilled Crafts	-0-	
7	Service/Maintenance	49.15	

**EEO Sub-category Breakout**


**Table 2**

<b>EEO Category</b>	<b>Translation</b>	<b>FTE</b>
1.1	Admin. Unclass. Staff	58.86
1.2	Admin. Class Staff	2.00
	<b>TOTAL</b>	<b>60.86 (5.53%)</b>
2.1	Faculty, Legal	270.01
2.2	Instruct. Acad. Staff	76.26
3	Professional Non-faculty	-0-
3.1	Prof: Doctoral Staff	6.35
3.2	Prof: Empl in Training	-0-
3.3	Prof: Other Academic	368.46
3.4	Student Staff	4.83
3.5	Classified Professional	60.73
4	Secretarial/Clerical	180.42
5	Tech/Paraprofessional	43.45
6	Skilled Crafts	-0-
7	Service/Maintenance	49.15
	<b>TOTAL</b>	<b>1,059.66 (94.47%)</b>
	<b>GRAND TOTAL</b>	<b>1,120.52 (100%)</b>

# THE STATE OF WISCONSIN

SENATE CHAIR  
**BRIAN BURKE**

316-S Capitol  
P.O. Box 7882  
Madison, WI 53707-7882  
Phone: (608) 266-8535



ASSEMBLY CHAIR  
**JOHN GARD**

315-N Capitol  
P.O. Box 8952  
Madison, WI 53708-8952  
Phone: (608) 266-2343

## JOINT COMMITTEE ON FINANCE

### MEMORANDUM

To: Members  
Joint Committee on Finance

From: Senator Brian Burke  
Representative John Gard

Date: February 1, 2000

Attached is a copy of the quarterly position report from the University of Wisconsin System, pursuant to s. 16.505(2m), Stats.

The report is being provided for your information only. No formal action is required by the Committee. Please feel free to contact us if you have any questions.

Attachment

BB:JG:dh



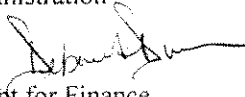
**Vice President for Finance**

1752 Van Hise Hall  
1220 Linden Drive  
Madison, Wisconsin 53706  
(608) 262-1311  
(608) 262-3985 Fax

website: <http://www.uwsa.edu>

**DATE:** January 28, 2000  
**TO:** Senator Brian Burke  
Representative John Gard  
Co-Chairs, Joint Committee on Finance

George Lightbourn, Secretary  
Department of Administration

**FROM:** Deborah A. Durcan   
Acting Vice President for Finance

**RE:** QUARTERLY POSITION REPORT, s.16.505(2m)  
(October 1, 1999 – January 1, 2000)

Under the provisions of s.16.505(2m), the University of Wisconsin System (UWS) is reporting a net increase of 4.70 full-time equivalent (FTE) positions supported by nonfederal gifts and grants, a net increase of 41.18 FTE positions supported by federal contracts, a net increase of 24.48 FTE positions supported by auxiliary and operating receipts, a net increase of 2.15 FTE positions supported by federal indirect cost reimbursement and a net increase of .75 FTE position supported by segregated fees during this quarter. The changes to authorization levels reflect adding new awards and deleting terminated awards. The 1998-99 Red Book Budget, adjusted for previously reported increases, is the starting point for the positions supported by auxiliary and operating receipts, federal indirect cost reimbursement and segregated positions, with the ending point being the greater of the 1998-99 Red Book Budget or the January 1, 2000, filled position level. Although we are into the 1999-2000 fiscal year, we have not reconciled the final 1999-2000 budget and must adhere to the 1998-99 budget levels.

	Gifts and Grants	Federal Contracts	Total
Oct. 1, 1999 Authorization	2,598.68	3,331.14	3,053.14
Total Change:	4.70	41.18	45.88
	<u>2,603.38</u>	<u>3,372.32</u>	<u>3,099.02</u>

	Auxiliary & Operating Receipts	Federal Indirect Cost Reimbursement	Segregated Fees	Total
Adjusted 1998-99 Budget:	3,244.12	358.14	92.56	3,694.82
Total Change:	24.48	2.15	0.75	27.38
January 1, 2000	<u>3,268.60</u>	<u>360.29</u>	<u>93.31</u>	<u>3,722.20</u>

Enclosed are schedules that show authorization changes by institution as well as select award information. All positions added to staff new awards, or deleted from terminated awards are separately identified.

Enclosures

cc: President Lyall  
Vice Presidents  
Legislative Reference Bureau  
DOA Finance  
David Loppnow  
Gail Riedasch  
Doug Hendrix  
Freda Harris  
Renee Wunderlin

University of Wisconsin System  
 Quarterly Position Report - Gifts, Grants and Contracts  
 s.16.505(2m), Wisconsin Statutes

Period Covered: October 1, 1999 - January 1, 2000

	GIFTS AND GRANTS			FEDERAL CONTRACTS		
	OCTOBER 1999	JANUARY 2000	FTE CHANGE	OCTOBER 1999	JANUARY 2000	FTE CHANGE
MADISON	2,275.94	2,263.11	(12.83)	2,705.30	2,710.63	5.33
MILWAUKEE	50.31	51.60	1.29	89.04	99.52	10.48
EAU CLAIRE	4.75	5.51	0.76	18.21	22.15	3.94
GREEN BAY	1.25	0.95	(0.30)	16.40	18.86	2.46
LA CROSSE	17.13	17.20	0.07	33.09	33.78	0.69
OSHKOSH	11.96	13.04	1.08	100.71	101.57	0.86
PARKSIDE	2.30	3.71	1.41	14.61	13.41	(1.20)
PLATTEVILLE	1.00	1.00	0.00	8.00	8.20	0.20
RIVER FALLS	2.75	3.25	0.50	6.61	9.61	3.00
STEVENS POINT	18.58	19.15	0.57	15.17	14.54	(0.63)
STOUT	10.83	12.20	1.37	38.60	37.76	(0.84)
SUPERIOR	3.21	2.70	(0.51)	7.23	9.85	2.62
WHITEWATER	3.53	4.28	0.75	17.66	22.94	5.28
COLLEGES	1.41	2.41	1.00	17.06	19.49	2.43
UNIVERSITY EXTENSION	193.73	203.27	9.54	243.45	250.01	6.56
SYSTEM ADMINISTRATION	0.00	0.00	0.00	0.00	0.00	0.00
SYSTEMWIDE	0.00	0.00	0.00	0.00	0.00	0.00
TOTAL	2,598.68	2,603.38	4.70	3,331.14	3,372.32	41.18



University of Wisconsin System  
 Quarterly Position Report - Segregated Funds  
 s.16.505(2m), Wisconsin Statutes

Period Covered: October 1, 1999 - January 1, 2000

	SEGREGATED		
	Adjusted 1998-99* <u>BUDGET</u>	January 1 2000 <u>BUDGET</u>	FTE <u>CHANGE</u>
MADISON	78.21	78.21	0.00
MILWAUKEE	0.00	0.00	0.00
EAU CLAIRE	0.00	0.00	0.00
GREEN BAY	2.50	2.50	0.00
LA CROSSE	0.00	0.00	0.00
OSHKOSH	0.00	0.00	0.00
PARKSIDE	0.00	0.00	0.00
PLATTEVILLE	0.00	0.00	0.00
RIVER FALLS	0.00	0.00	0.00
STEVENS POINT	1.00	1.00	0.00
STOUT	0.00	0.00	0.00
SUPERIOR	0.00	0.00	0.00
WHITEWATER	0.00	0.00	0.00
COLLEGES	0.50	0.50	0.00
UNIVERSITY EXTENSION	4.65	4.65	0.00
SYSTEM ADMINISTRATION	5.70	6.20	0.50
SYSTEMWIDE	<u>0.00</u>	<u>0.25</u>	<u>0.25</u>
TOTAL	92.56	93.31	0.75

\* Reflects the 1998-99 budget except at the following institutions where actual position level exceeds budget:

Institution	Budget Position level was
Madison	75.19
Green Bay	1.50
Extension	2.35
Systemwide	(1.50)

D0018/G/15 1/10/00

**UNIVERSITY OF WISCONSIN SYSTEM**  
**Quarterly Position Report - Gifts, Grants and Contracts**  
**s. 16.505(2m), Wisconsin Statutes**

Period Covered: October 1, 1999 - January 1, 2000

GIFTS & GRANTS

<u>UW INSTITUTION</u>	<u>AWARDING AGENCY</u>	<u>AWARD TITLE</u>	<u>FTE</u> <u>ADDITIONS/</u> <u>DELETIONS</u>	<u>FUND</u> <u>NUMBER</u>	<u>AWARD</u> <u>AMOUNT</u>	<u>AWARD</u> <u>PERIOD</u>	
MADISON	Wisconsin Soybean Marketing Board	Soybean Health and Yield in Different Weed Management Systems	(1.00)	133-BG45	49,700	03/01/97-Open Award	
	Monsanta Company	Developing Ubiquitin Fusion Vectors	(1.00)	133-BS93	53,800	12/30/97-12/31/99	
	University of Wisconsin Foundation	Endocrinology/Diabetes Study	(1.00)	133-BT50	24,410	02/18/98-Open Award	
	Mechanical Contracting Foundation	Quantifying Impacts of Mechanical and Electrical Changes	(0.33)	133-CB75	68,753	05/01/98-08/31/00	
	Lincoln Institute of Land Policy	Access to Farmland by the Hmong: Peri-Urban Homesteading	(1.00)	133-CD98	22,000	07/01/98-03/31/00	
	Wisconsin Department of Natural Resources	Comparative Analysis of Sampling Techniques for Red-Backed Salamanders	(1.50)	133-CH38	12,355	11/19/98-06/30/00	
	Wisconsin Department of Administration	Prototype High Density Hybrid Poplar Biofuel Plantation	(1.00)	133-CJ59	8,500	10/01/98-12/31/99	
	Schoenleber Foundation	Library Access Program	(2.00)	133-CL40	45,000	01/01/99-12/31/01	
	Kraft Foods, Inc.	Antioxidant Capacity of Protein Hydrolysates	(1.00)	133-CL49	98,961	02/09/99-12/31/00	
	Multiple Donors	Pesticide Screening	(1.00)	133-CP93	15,000	03/31/99-Open Award	
	Dairy Farmers of America	Microbiological Safety of Process Cheese Snacks	(1.00)	133-CR97	11,952	05/12/99-03/31/00	
	Burroughs Wellcome Co. Foundation	New Investigator Award in Toxicological Sciences	(1.00)	133-CS79	65,000	07/01/99-06/30/00	
					<u>(12.83)</u>		
	MILWAUKEE	University of Georgia (P/C W.K. Kellogg Foundation)	Learning and Context: Connections in Continuing Professional Education	0.20	133-CC22	40,000	6/1/98-05/31/00
		Cyril O. Houle Scholars in Adult and Continuing Education Program	Integrating Technology into the Elementary Curriculum: A Constructivist Approach	0.25	133-CE28	120,228	09/01/98-08/31/99
W.K. Kellogg Foundation		Sage Evaluation Project	0.49	133-CQ16	250,000	07/01/99-06/30/00	
Wisc. Dept. of Public Instruction Wisc. Dept. of Administration (TEACH Wisconsin Board)		K-12 Instructional Web Site	0.35	133-DB72	52,000	07/01/99-06/30/00	
				<u>1.29</u>			
EAU CLAIRE	St. Joseph's Hospital	St. Joseph's Hospital	0.66	133-02-658	Not Spec	07/01/98-06/30/99	
	UWEC	Athletics Gifts-Foundation	0.10	133-659	Not Spec	Not Spec	
				<u>0.76</u>			
MILWAUKEE (Subtotal)							
EAU CLAIRE (Subtotal)							



**UNIVERSITY OF WISCONSIN SYSTEM**  
**Quarterly Position Report - Gifts, Grants and Contracts**  
**s. 16.505(2m), Wisconsin Statutes**

Period Covered: October 1, 1999 - January 1, 2000

GIFTS & GRANTS

<u>UW INSTITUTION</u>	<u>AWARDING AGENCY</u>	<u>AWARD TITLE</u>	<u>FTE ADDITIONS/ DELETIONS</u>	<u>FUND NUMBER</u>	<u>AWARD AMOUNT</u>	<u>AWARD PERIOD</u>
GREEN BAY	Wisconsin Recycling Market Development Board	Computer Recycling and Reuse Education	(0.30)	133-CJ23	22,180	10/98-10/99
GREEN BAY (Subtotal)			<u>(0.30)</u>			
LA CROSSE	WI DVR	Student Services Contract	0.07	133	20,000	07/99-06/00
LA CROSSE (Subtotal)			<u>0.07</u>			
OSHKOSH	DPI	IDEA Discretionary Project	0.07	133	200,000	07/01/99-06/30/00
	UWO-Foundation	Univ Foundation Gifts	(0.02)	133	38,000	07/01/99-06/30/00
	Kimberly Clark Corporation	KC Contract Course	(0.50)	133	28,500	07/01/99-06/30/00
	Various	Business Forum	0.50	133	13,515	07/01/99-06/30/00
	Suzuki	Friends of Talent	0.05	133	84,000	07/01/99-06/30/00
	Winnebago County	Living Healthy Program	1.00	133	150,000	01/01/99-12/31/99
	Various	Fox Valley Writing Project	(0.02)	133	24,000	07/01/99-06/30/00
OSHKOSH (Subtotal)			<u>1.08</u>			
PARKSIDE	Eastern Wisconsin AHEC Bradley Foundation	Management Services for AHEC Biography of Fulton J. Sheen	2.15 (0.74)	133-DA07 133-CC77	112,500 90,000	10/01/99-06/30/00 12/01/98-01/31/00
PARKSIDE (Subtotal)			<u>1.41</u>			
RIVER FALLS	W.K. Kellogg Foundation	Cooperative Development Initiative Managing Information with Rural America Initiative	0.25 0.25	133 133	8,675 30,825	08/01/99-07/31/00 09/01/99-08/31/00
RIVER FALLS (Subtotal)			<u>0.50</u>			
STEVENS POINT	Dairyman's Country Club	An Evaluation of Changes in Population Size, Size-Structure, Angling Success & Habitat Use of Smallmouth Bass in Relation to the Experimental Removal of Walleye from Big Crooked Lake	0.57	133	8,000	01/01/97-12/31/00
STEVENS POINT (Subtotal)			<u>0.57</u>			
STOUT	Stout Foundation CILWW	Development-Foundation/Alumni Pathway 00	(0.12) 0.75	133 133	323,637 29,430	Indefinite 09/01/99-06/30/00

**UNIVERSITY OF WISCONSIN SYSTEM**  
**Quarterly Position Report - Gifts, Grants and Contracts**  
**s. 16.505(2m), Wisconsin Statutes**

Period Covered: October 1, 1999 - January 1, 2000

GIFTS & GRANTS

<u>UW INSTITUTION</u>	<u>AWARDING AGENCY</u>	<u>AWARD TITLE</u>	<u>FTE ADDITIONS/ DELETIONS</u>	<u>FUND NUMBER</u>	<u>AWARD AMOUNT</u>	<u>AWARD PERIOD</u>
STOUT (Continued)	ITEA	ITEA Standards	0.24	133	5,000	09/01/99-06/30/00
STOUT (Subtotal)	WI Procurement Institute	Procurement Institute	0.50	133	44,160	10/01/99-09/30/00
			<u>1.37</u>			
SUPERIOR	Great Lks Indian Fish & WL Comm	Walleye 99	(0.51)	133	41,215	07/08/99-08/15/99
SUPERIOR (Subtotal)			<u>(0.51)</u>			
WHITEWATER	National Collegiate Athletic Association	NCAA Choices	0.75	133	30,000	05/21/00-05/20/01
WHITEWATER (Subtotal)			<u>0.75</u>			
COLLEGES	CESA 10	WIN Network	0.20	133-DB20	11,204	08/25/99-05/23/00
COLLEGES (Subtotal)	CESA 11	Northern Lights Network Courses	0.80	133-DB21	25,008	08/25/99-05/23/00
	Multiple Donors	Professional Development	(0.03)	133-M892	0	07/01/87-Open
	Multiple Donors	Dean's Discretionary Fund	0.03	133-T232	0	11/01/91-Open
			<u>1.00</u>			
EXTENSION	Corporation for Public Broadcasting	FY 99 Community Service Grant-Radio	4.97	133-CL99	351,661	10/1/98-9/30/00
	Educational Communications Brd	FY 00 Program Production-Radio	1.08	133-CT37	Not final	7/01/99-6/30/00
	Milwaukee County Parks	Nature in the Parks	1.20	133-BA53	379,316	1/1/97-12/31/99
	WI Environmental Education Board	WI Water Education Resource Center Network	0.76	133-BZ06	4,893	7/1/98-12/31/99
	Walworth County	Healthy Families	1.53	133-CT23	92,700	1/1/99-12/31/99
EXTENSION (Subtotal)			<u>9.54</u>			
GRAND TOTAL			<u>4.70</u>			

**UNIVERSITY OF WISCONSIN SYSTEM**  
**Quarterly Position Report - Gifts, Grants and Contracts**  
**s. 16.505(2m), Wisconsin Statutes**

Period Covered: October 1, 1999 - January 1, 2000

FEDERAL CONTRACTS

<u>UW INSTITUTION</u>	<u>AWARDING AGENCY</u>	<u>AWARD TITLE</u>	<u>FTE ADDITIONS/ DELETIONS</u>	<u>FUND NUMBER</u>	<u>AWARD AMOUNT</u>	<u>AWARD PERIOD</u>	
MADISON	National Science Foundation	Static and Dynamic Properties of Polyelectrolyte Solutions	0.50	144-HA80	165,500	04/15/98-03/31/00	
	Department of Agriculture	Global Timber Supply Models for Environmental Policy Analysis	0.83	144-HC14	77,000	07/01/98-06/30/00	
	National Science Foundation	Analysis of Floral Induction Pathways	1.00	144-HF31	235,001	08/15/98-07/31/00	
	DHHS, PHS, National Institutes of Health	Inhibitors of Substrate-Activated Proteases	1.00	144-HY51	168,999	09/01/99-08/31/03	
	Department of Energy	The Particle Physics Data Grid	1.00	144-HZ12	130,000	08/01/99-07/31/02	
	National Science Foundation	Molecular Analysis of RNA Polymerase I Transcription Factors	1.00	144-HZ55	107,039	08/01/99-10/31/00	
			<u>5.33</u>				
MADISON (Subtotal)							
MILWAUKEE	Milwaukee Public Schools (P/C DED)	Milwaukee Urban Systemic Initiative (MUSI)	0.15	144-GR56	265,780	09/01/97-06/30/00	
	DHHS, PHS, National Institutes of Health	Milwaukee Public Schools Marine and Freshwater Biomedical Sciences Center	2.00	144-GR79	742,158	09/30/97-03/31/00	
	George Washington University	Hamilton Fish National Institute on School & Community Violence-UWM Local Office	1.00	144-HB10	489,967	05/15/98-08/31/00	
	Energy, Dept. of	Mechanical Properties - Structure Correlation for Commercial Specification of Cast Particulate Metal Matrix Composites	0.16	144-HN87	90,800	01/01/99-12/31/99	
	National Science Foundation	High Field Ultrasound Studies of Highly Correlated Electron Systems	1.00	144-HW34	150,000	08/01/99-07/31/00	
	University of Connecticut	Great Lakes Research Coordination	1.55	144-HW67	25,522	05/01/99-06/30/00	
	Education, Dept. of	Upward Bound Math and Science Center	1.00	144-HX72	200,000	09/01/99-08/31/00	
	Milwaukee Public Schools (P/C DED)	ASIP (Adaptive Success Identity Plan)	1.00	144-HY03	100,602	09/01/99-08/30/00	
	Wisconsin Department of Health Family Services	Long Term Child Welfare Training (Title IV-E)	2.62	144-HY65	1,494,483	09/01/99-08/31/00	
			<u>10.48</u>				
MILWAUKEE (Subtotal)							
EAU CLAIRE	Dept. of Education	Financial Aid Indirect Costs	0.10	144-951	159,700	07/01/98-06/30/99	
	NSF (WASLA)	Wis. Staff Development	(0.09)	144-1826	35,165	11/01/98-10/31/99	
	DHSS	Indian Health Serv. 98-99	0.08	144-2800	224,732	08/01/98-07/31/99	
	Dept. of Ed	Upward Bound	1.00	144-2809	275,639	07/01/99-06/30/00	
	Dept. of Ed	Ed Opportunity Ctr	1.00	144-2812	245,210	09/01/99-08/31/00	
	Dept. of Ed	Special Services 1999-00	0.10	144-2808	262,718	09/01/99-07/31/00	
	Dept. of Ed	Gear up Grant	1.40	144-2817	212,000	08/01/99-07/31/00	

**UNIVERSITY OF WISCONSIN SYSTEM**  
**Quarterly Position Report - Gifts, Grants and Contracts**  
**s. 16.505(2m), Wisconsin Statutes**

Period Covered: October 1, 1999 - January 1, 2000

FEDERAL CONTRACTS

<u>UW INSTITUTION</u>	<u>AWARDING AGENCY</u>	<u>AWARD TITLE</u>	<u>FTE ADDITIONS/ DELETIONS</u>	<u>FUND NUMBER</u>	<u>AWARD AMOUNT</u>	<u>AWARD PERIOD</u>
EAU CLAIRE (Continued)	Dept. Health & Human Svcs. Wis. DHSS	Indian Health Svcs. Statewide AODA Institution-11	0.10 0.25 <u>3.94</u>	144-2813 144-2821	242,080 200,000	08/01/99-07/31/00 01/01/00-12/31/00
EAU CLAIRE (Subtotal)						
GREEN BAY	Small Business Administration U.S. Department of Education U.S. Department of Education U.S. Department of Education U.S. Department of Human Services Dept. of Health and Human Services Dept. of Health and Human Services EPA	Small Business Development Center Upward Bound-Math and Science Extension and Public Service Student Support Services Interdisciplinary Child Welfare Training Child Welfare Services Training Title IV-E: Long Term Child Welfare Training Dev. Of Pollution Prevention Material for the Printing Ind. 1999 Pollution Prevention Incentives for State Program Facilitation of Ecosystem Management & Lakewide Management Planning Eti-Virtual National Resource Center for Printing	(0.46) (0.05) 0.01 0.13 (0.91) 0.88 0.94 0.30	144-HL41 144-HJ72 144-HS72 144-GP35 144-HG83 144-HY25 144-HY26 144-GL59	81,955 251,200 256,100 500,381 149,805 149,998 347,343 50,000	01/99-02/00 11/98-11/99 06/99-06/03 09/97-09/99 10/98-10/99 09/99-10/00 09/99-12/00
GREEN BAY (Subtotal)			1.00	144-JB79	56,675	10/99-09/00
LA CROSSE	EPA	Program	0.92	144-JB87	57,228	10/99-09/00
LA CROSSE (Subtotal)			(0.30) <u>2.46</u>	144-FJ36	352,800	07/95-07/00
OSHKOSH	U.S. Dept. of Ed	Career Ladder	0.69 <u>0.69</u>	144	213,774	09/99-08/00
OSHKOSH (Subtotal)			(0.77) 2.10 (0.50) (0.05) 0.08 <u>0.86</u>	144 144 144 144 144	2,856,973 3,574,300 268,293 126,925 21,780	07/01/99-06/30/00 07/01/99-06/30/00 09/01/99-08/31/00 07/01/99-06/30/00 07/01/98-06/30/00
PARKSIDE	Eastern Wisconsin AHEC HUD	Management Services for AHEC Establishing a Community-University Outreach Partnership in Racine and Kenosha	(2.15) 0.15	144-HJ92 144-GT47	159,490 399,966	10/01/98-09/30/99 10/01/97-09/30/00

**UNIVERSITY OF WISCONSIN SYSTEM**  
**Quarterly Position Report - Gifts, Grants and Contracts**  
**s. 16.505(2m), Wisconsin Statutes**

Period Covered: October 1, 1999 - January 1, 2000

FEDERAL CONTRACTS

<u>UW INSTITUTION</u>	<u>AWARDING AGENCY</u>	<u>AWARD TITLE</u>	<u>FTE ADDITIONS/ DELETIONS</u>	<u>FUND NUMBER</u>	<u>AWARD AMOUNT</u>	<u>AWARD PERIOD</u>
PARKSIDE (Continued)	SBA	SBDC Program	0.45	144-HL42	41,940	01/01/99-12/31/99
PARKSIDE (Subtotal)	Kenosha Unified School District (DED)	21st Century Community Learning	0.35	144-HK33	190,500	09/01/98-06/30/00
			<u>(1.20)</u>			
PLATTEVILLE	U.S. Small Business Administration	UW-Extension SBDC	0.20	144-5-26-4462	40,263	01/01/99-12/31/99
PLATTEVILLE (Subtotal)			<u>0.20</u>			
RIVER FALLS	National Youth Leadership Council (NYLC)	NYLC Service Learning Project	(0.50)	144	28,360	10/01/99-11/30/99
	U.S. Dept. of Education Corp. for National Service	McNair Post-Baccalaureate Achievement Wisconsin Partnerships In Service-Learning - Year 3	0.25	144	290,000	10/01/99-09/30/00
			0.17	144	186,991	10/01/99-09/30/00
	NSF thru Arizona State NSF thru Univ. of Minn.	Arizona State University NSF Modeling Workshop Middle Grades Teacher Enhancement: Model Program Development & Evaluation	(0.10)	144	200,000	07/01/98-06/30/00
	U.S. Dept. of Education	Preparing Tomorrow's Teachers to Use Technology	0.33	144	40,245	09/01/99-08/31/00
	U.S. Dept. of Education	Upward Bound Program	1.85	144	243,661	09/15/99-09/14/00
RIVER FALLS (Subtotal)			<u>1.00</u>	144	200,000	09/01/99-08/31/00
			<u>3.00</u>			
STEVENS POINT	U.S. Dept. of Agriculture	Nitrogen Relationship of Ornamental Trees in Urban Settings: A First Look	(0.50)	144	19,503	09/08/98-10/31/00
	Wisconsin Water Resources Institute	Development of Neural Network Models for Predicting Nitrate Concentration in Well Water in the Tomorrow-Waupaca Watershed	(0.13)	144	22,380	07/01/99-06/30/00
STEVENS POINT (Subtotal)			<u>(0.63)</u>			
STOUT	DE/NIDRR	R&T Center 98-99	(1.71)	144	633,100	08/17/97-08/17/98
	DE/RS&A	PWI 98-99	(0.64)	144	237,879	10/01/98-09/30/99
	DE/NIDRR	Rehab Cont Ed Cir 00	0.56	144	576,486	09/01/99-08/31/00
	DHS	II Role 00	0.97	144	56,933	10/01/99-06/30/00
	USDA/Extension	MTT Co-op/Program Ext 99	0.25	144	156,480	04/01/99-03/31/00
	Dept. of Commerce	NWMOOC 00	(0.25)	144	430,000	07/01/99-06/30/00
	Dept. of Commerce	CID/NWMOOC-Fed Program Revenue	(0.50)	144	101,020	Indefinite
	DE/Talent Search	Talent Search 00	0.38	144	224,220	09/01/99-08/31/00
	DE/Special Serv	Aspire 2000	(0.75)	144	215,953	09/01/99-08/31/00

**UNIVERSITY OF WISCONSIN SYSTEM**  
**Quarterly Position Report - Gifts, Grants and Contracts**  
**s. 16.505(2m), Wisconsin Statutes**

Period Covered: October 1, 1999 - January 1, 2000

FEDERAL CONTRACTS

<u>UW INSTITUTION</u>	<u>AWARDING AGENCY</u>	<u>AWARD TITLE</u>	<u>FTE ADDITIONS/ DELETIONS</u>	<u>FUND NUMBER</u>	<u>AWARD AMOUNT</u>	<u>AWARD PERIOD</u>
STOUT (Continued)	Admin Funds	Student Financial Aid Service	(0.15)	144	147,340	Indefinite
STOUT (Subtotal)	Dept. of Education	Faculty Development Model	1.00	144	115,777	09/13/99-09/12/00
			<u>(0.84)</u>			
SUPERIOR	Department of Education	Student Support 2000	0.25	144	202,262	09/01/99-08/31/00
	Department of Education	Upward Bound Program	1.50	144	200,000	09/01/99-08/31/00
	Department of Education	McNair Scholars Program	1.00	144	190,000	10/01/99-09/30/00
	Department of Labor	Transportation Research	(0.13)	144	900,000	08/01/99-07/31/02
SUPERIOR (Subtotal)			<u>2.62</u>			
WHITEWATER	U.S. Department of Education	98-99 McNair	(1.00)	144	201,552	09/01/98-08/31/99
	U.S. Department of Education	99-00 McNair	2.00	144	207,559	09/01/99-08/31/00
	U.S. Department of Education	98-99 Student Support Services	(0.26)	144	234,042	07/01/99-06/30/99
	U.S. Department of Education	99-00 Talent Search	(0.50)	144	220,539	09/01/98-08/31/99
	U.S. Department of Education	Upward Bound	0.50	144	247,760	09/01/98-08/31/99
	Small Business Development Center	Invention Innovation Center	1.65	144	74,612	01/01/00-12/31/00
	Rehabilitation Services Administration	Auxiliary Aids	(1.20)	144	177,600	07/01/98-06/30/99
	& U.S. Department of Health & Human Services					
	U.S. Department of Education	98-99 DVR Work Experience	(2.30)	144	166,086	09/01/98-08/31/99
	U.S. Department of Education	3rd Party Work Experience	2.30	144	98,249	09/01/99-08/31/00
	U.S. Department of Health & Human Services	98-99 DVR Rehab Tech	(0.50)	144	67,987	09/01/98-08/31/99
	Rehabilitation Services Administration	3rd Party Auxiliary Aids	0.20	144	113,830	07/01/99-06/30/00
	& U.S. Department of Health & Human Services					
	U.S. Department of Health & Human Services	3rd Party Rehab Tech	0.50	144	40,219	07/01/99-06/30/00
	U.S. Department of Education	Alcohol & Violence Grant	1.88	144	99,467	09/01/99-08/31/00
	U.S. Department of Education	3rd Party Project Assist	1.34	144	67,732	09/01/99-08/31/00
	U.S. Department of Education	Strengthening Institutions	0.19	144	150,000	07/01/99-06/30/00
	U.S. Department of Education	Project Management	0.29	144	38,341	07/01/99-06/30/00
	U.S. Department of Education	Learning Infrastructure	0.19	144	161,659	07/01/99-06/30/00
WHITEWATER (Subtotal)			<u>5.28</u>			

**UNIVERSITY OF WISCONSIN SYSTEM**  
**Quarterly Position Report - Gifts, Grants and Contracts**  
**s. 16.505(2m), Wisconsin Statutes**

Period Covered: October 1, 1999 - January 1, 2000

FEDERAL CONTRACTS

<u>UW INSTITUTION</u>	<u>AWARDING AGENCY</u>	<u>AWARD TITLE</u>	<u>FTE ADDITIONS/ DELETIONS</u>	<u>FUND NUMBER</u>	<u>AWARD AMOUNT</u>	<u>AWARD PERIOD</u>
COLLEGES	Department of Education	Student Support Services Program	(1.83)	144-GZ02	358,476	09/01/98-08/31/99
	UW System Administration	Eisenhower Professional Development	0.42	144-HF51	13,020	10/01/99-09/30/00
	Department of Education via UW-Eau Claire	Educational Opportunity Center	(1.00)	144-HL99	59,317	09/01/98-08/31/99
	Department of Education	Student Financial Aid Administrative Allowance	0.91	144-HS09	0	07/99-06/30/00
	Department of Education	Pathways to Opportunity	1.00	144-HT88	265,356	06/01/99-05/31/00
	Department of Education	Student Support Services Program	1.93	144-HZ87	429,415	09/01/99-08/31/03
COLLEGES (Subtotal)	DCE via UW-Eau Claire	Educational Opportunity Center	1.00	144-JD33	64,656	09/01/99-08/31/00
			<u>2.43</u>			
EXTENSION	Small Business Administration	SBDC	0.43	144-HL57	1,482,497	9/01/99-8/31/00
	WI DWD/USDA	Family Nutrition Program	5.93	144-HZ16-52	4,214,331	10/1/99-9/30/00
	CSREES USDA	Various	0.20	143-Various	Varies	Indefinite
EXTENSION (Subtotal)			<u>6.56</u>			
GRAND TOTAL			<u>41.18</u>			

UNIVERSITY OF WISCONSIN SYSTEM  
 Quarterly Position Report - Auxiliary and Operating Receipts  
 s. 16.505(2m), Wisconsin Statutes

Period Covered: October 1, 1999 - December 1, 1999

AUXILIARY AND OPERATING RECEIPTS

<u>UW INSTITUTION</u>	<u>PROGRAM/DEPARTMENT</u>	<u>REASON FOR CHANGE</u>	<u>FTE ADDITIONS/ DELETIONS</u>
GREEN BAY	Weidner Center	Additional staff due to expanded programming.	1.86
	Intercollegiate Athletics	Funds available for additional staff.	10.13
GREEN BAY (Subtotal)			11.99
PARKSIDE	Res. Life	Staff for second building.	0.51
PARKSIDE (Subtotal)			0.51
STEVENS POINT	Communication	Additional position in 128	9.50
	Continuing Education	Additional staff due to expanding program.	2.17
STEVENS POINT (Subtotal)			11.67
SUPERIOR	Residence Halls	Increased dorm occupancy required an Associate Residence Hall Manager	0.50
	Remedial Education	Vacant Positions	(0.19)
SUPERIOR (Subtotal)			0.31
GRAND TOTAL			24.48



UNIVERSITY OF WISCONSIN SYSTEM  
 Quarterly Position Report - Federal Indirect Cost Reimbursement  
 s. 16.505(2m), Wisconsin Statutes

1995-96 Budget - 1996-97 Budget  
 Period Covered: October 1, 1999 - January 1, 2000

FEDERAL INDIRECT COST REIMBURSEMENT

<u>UW INSTITUTION</u>	<u>PROGRAM/DEPARTMENT</u>	<u>REASON FOR CHANGE</u>	<u>FTE ADDITIONS/ DELETIONS</u>
PARKSIDE PARKSIDE (Subtotal)	Grants Office	Increased staffing	0.75 <u>0.75</u>
COLLEGES	Institutional Office/ Administrative Services	Staffing and Funding adjustment	1.00
	Institutional Office/ Business Office	Funding Adjustment	0.30
	Manitowoc/Academic Support Services	Funding Adjustment	(0.25) <u>1.05</u>
COLLEGES (Subtotal)			
EXTENSION EXTENSION (Subtotal)	Family Living Nutrition Program	Generation of increased 150 funds allowed us to payroll short-term projects	0.35 <u>0.35</u>
GRAND TOTAL			<u>2.15</u>

UNIVERSITY OF WISCONSIN SYSTEM  
 Quarterly Position Report - Federal Indirect Cost Reimbursement  
 s. 16.505(2m), Wisconsin Statutes

Period Covered: 1997-98 Budget - 1998-99 Budget

SEGREGATED FEES

<u>UW INSTITUTION</u>	<u>PROGRAM/DEPARTMENT</u>	<u>REASON FOR CHANGE</u>	<u>FTE ADDITIONS/ DELETIONS</u>
SYSTEM ADMIN.	Trust Funds	Increased staffing	0.50
SYSTEM ADMIN. (Subtotal)			0.50
SYSTEMWIDE	Multicultural Affairs	Increased staffing	0.25
SYSTEMWIDE (Subtotal)			0.25
GRAND TOTAL			0.75

# STATE OF WISCONSIN

SENATE CHAIR  
BRIAN BURKE

316 South, State Capitol  
P.O. Box 7882  
Madison, WI 53707-7882  
Phone: 266-8535



ASSEMBLY CHAIR  
JOHN GARD

315 North, State Capitol  
P.O. Box 8952  
Madison, WI 53708-8952  
Phone: 266-2343

## JOINT COMMITTEE ON FINANCE

February 2, 2000

Mr. George Lightbourn, Secretary  
Department of Administration  
101 East Wilson Street, 10<sup>th</sup> Floor  
Madison, WI 53703

Mr. Peter Fox, Secretary  
Department of Employment Relations  
345 West Washington Avenue  
Madison, WI 53703

Dear Secretaries Lightbourn and Fox:

We have received your letter to UW System President Katharine Lyall, dated January 25, 2000, regarding authorization of 183 FTE positions for the UW System as provided in 1999 Act 9, as well as the January 26, 2000, letter to President Lyall from Dan Caucutt and Bob Hanle outlining the budgeting and payroll procedures to be followed regarding the new positions.

We believe that the proposed methodology for accounting for the positions meets the criteria set forth in Act 9. While the statutes require that a quarterly report on the disposition of the positions be provided only to the Secretaries of DOA and DER, we request that a copy of the report also be sent to the Co-Chairs of the Joint Committee on Finance for distribution to the Committee members, pursuant to the University's proposal.

Sincerely,

Handwritten signature of Brian Burke in black ink.

BRIAN BURKE  
Senate Chair

Handwritten signature of John Gard in black ink.

JOHN GARD  
Assembly Chair


BB:JG:js

cc: Members, Joint Committee on Finance  
President Katharine Lyall, UW System

# THE STATE OF WISCONSIN

**SENATE CHAIR  
BRIAN BURKE**

316-S Capitol  
P.O. Box 7882  
Madison, WI 53707-7882  
Phone: (608) 266-8535



**ASSEMBLY CHAIR  
JOHN GARD**

315-N Capitol  
P.O. Box 8952  
Madison, WI 53708-8952  
Phone: (608) 266-2343

## JOINT COMMITTEE ON FINANCE

### MEMORANDUM

To: Members  
Joint Committee on Finance

From: Senator Brian Burke  
Representative John Gard

Date: May 4, 2000

Attached is a copy of the quarterly position report from the University of Wisconsin System, pursuant to s. 16.505(2m), Stats.

The report is being provided for your information only. No formal action is required by the Committee. Please feel free to contact us if you have any questions.

Attachment

BB:JG:dh




**Vice President for Finance**

1752 Van Hise Hall  
1220 Linden Drive  
Madison, Wisconsin 53706  
(608) 262-1311  
(608) 262-3985 Fax

website: <http://www.uwsa.edu>

**DATE:** April 28, 2000  
**TO:** Senator Brian Burke  
Representative John Gard  
Co-Chairs, Joint Committee on Finance

George Lightbourn, Secretary  
Department of Administration

**FROM:** Deborah A. Durcan   
Acting Vice President for Finance

**RE:** QUARTERLY POSITION REPORT, s.16.505(2m)  
(January 1, 2000 – April 1, 2000)

Under the provisions of s.16.505(2m), the University of Wisconsin System (UWS) is reporting a net increase of 30.33 full-time equivalent (FTE) positions supported by Nonfederal Gifts and Grants, a net increase of 120.63 FTE positions supported by federal contracts, no change in FTE positions supported by auxiliary and operating receipts, a net increase of 0.94 FTE position supported by Federal Indirect Cost Reimbursement, no change in positions supported by Trust Funds (Fund 161) and a net increase of 23.06 FTE positions supported by Credit Extension (Fund 189) during this quarter. Two additional categories (Trust Funds and Credit Extension) are included to reflect all the categories which have position creation authority. The changes to authorization levels reflect adding new awards and deleting terminated awards. The 1999-2000 Red Book Budget, adjusted for previously reported increases, is the starting point for the positions, with the ending point being the greater of the 2000 Red Book Budget or the April 1, 2000, filled position level.

	Gifts and Grants	Federal Contracts	Auxiliary & Operating Receipts	Federal Direct Cost Reimbursement	Trust Funds	Credit Extension	Total
Adjusted 1999-2000 Budget:	2,603.38	3,372.32	3,293.75	360.29	89.55	47.53	9766.82
Total Change:	30.33	120.63	0.00	0.94	0.00	23.06	174.96
April 1, 2000 Authorization	2,633.71	3,492.95	3,293.75	361.23	89.55	70.59	9941.78

Enclosed are schedules that show authorization changes by institution as well as select award information. All positions added to staff new awards, or deleted from terminated awards are separately identified.

Enclosures

cc: President Lyall                      DOA Finance              Doug Hendrix  
Vice Presidents                      David Loppnow              Del Anderson  
Legislative Reference Bureau      Gail Riedasch              Renee Wunderlin

University of Wisconsin System  
 Quarterly Position Report - Gifts, Grants and Contracts  
 s.16.505(2m), Wisconsin Statutes

Period Covered: January 1, 2000 - April 1, 2000

	GIFTS AND GRANTS			FEDERAL CONTRACTS		
	JANUARY 1 2000	APRIL 1 2000	FTE CHANGE	JANUARY 1 2000	APRIL 1 2000	FTE CHANGE
MADISON	2,263.11	2,282.02	18.91	2,710.63	2,795.82	85.19
MILWAUKEE	51.60	52.33	0.73	99.52	117.38	17.86
EAU CLAIRE	5.51	6.19	0.68	22.15	24.56	2.41
GREEN BAY	0.95	1.73	0.78	18.86	20.57	1.71
LA CROSSE	17.20	18.35	1.15	33.78	37.03	3.25
OSHKOSH	13.04	13.04	0.00	101.57	103.54	1.97
PARKSIDE	3.71	3.71	0.00	13.41	13.41	0.00
PLATTEVILLE	1.00	1.00	0.00	8.20	8.40	0.20
RIVER FALLS	3.25	3.55	0.30	9.61	13.73	4.12
STEVENS POINT	19.15	21.39	2.24	14.54	15.79	1.25
STOUT	12.20	13.27	1.07	37.76	38.27	0.51
SUPERIOR	2.70	2.70	0.00	9.85	11.82	1.97
WHITEWATER	4.28	4.28	0.00	22.94	22.94	0.00
COLLEGES	2.41	2.41	0.00	19.49	19.49	0.00
UNIVERSITY EXTENSION	203.27	207.74	4.47	250.01	250.01	0.00
SYSTEM ADMINISTRATION	0.00	0.00	0.00	0.00	0.00	0.00
SYSTEMWIDE	0.00	0.00	0.00	0.00	0.19	0.19
<b>TOTAL</b>	<b>2,603.38</b>	<b>2,633.71</b>	<b>30.33</b>	<b>3,372.32</b>	<b>3,492.95</b>	<b>120.63</b>

University of Wisconsin System  
 Quarterly Position Report - Auxiliary and Operating Receipts and Overhead  
 s.16.505(2m), Wisconsin Statutes

Period Covered: January 1, 2000 - April 1, 2000

	AUXILIARY AND OPERATING RECEIPTS			FEDERAL INDIRECT COST REIMBURSEMENT		
	APRIL 1 2000	1999-00* BUDGET	FTE CHANGE	APRIL 1 2000	1999-00* BUDGET	FTE CHANGE
MADISON	1,463.45	1,463.45	0.00	299.00	299.00	0.00
MILWAUKEE	353.47	353.47	0.00	29.54	29.54	0.00
EAU CLAIRE	144.08	144.08	0.00	0.20	0.20	0.00
GREEN BAY	81.10	81.10	0.00	0.32	0.32	0.00
LA CROSSE	124.22	124.22	0.00	0.40	0.40	0.00
OSHKOSH	127.25	127.25	0.00	2.00	2.00	0.00
PARKSIDE	43.21	43.21	0.00	1.45	1.45	0.00
PLATTEVILLE	92.90	92.90	0.00	0.00	0.00	0.00
RIVER FALLS	64.25	64.25	0.00	1.50	1.50	0.00
STEVENS POINT	159.29	159.29	0.00	0.26	0.26	0.00
STOUT	169.56	169.56	0.00	5.30	5.30	0.00
SUPERIOR	34.23	34.23	0.00	0.90	0.90	0.00
WHITEWATER	166.08	166.08	0.00	0.00	0.00	0.00
COLLEGES	47.39	47.39	0.00	2.35	2.35	0.00
UNIVERSITY EXTENSION	210.41	210.41	0.00	8.81	7.87	0.94
SYSTEM ADMINISTRATION	5.79	5.79	0.00	9.20	9.20	0.00
SYSTEMWIDE	7.07	7.07	0.00	0.00	0.00	0.00
<b>TOTAL</b>	<b>3,293.75</b>	<b>3,293.75</b>	<b>0.00</b>	<b>361.23</b>	<b>360.29</b>	<b>0.94</b>

University of Wisconsin System  
 Quarterly Position Report - Trust Funds  
 s.16.505(2m), Wisconsin Statutes

	TRUST FUNDS			CREDIT EXTENSION		
	April 1 2000	1999-2000 Budget	FTE CHANGE	April 1 2000	1999-2000 Budget	FTE CHANGE
MADISON	80.00	80.00	0.00	0.00	0.00	0.00
MILWAUKEE	0.00	0.00	0.00	29.03	7.60	21.43
EAU CLAIRE	0.00	0.00	0.00	0.77	0.70	0.07
GREEN BAY	0.00	0.00	0.00	0.00	0.00	0.00
LA CROSSE	0.00	0.00	0.00	3.49	2.80	0.69
OSHKOSH	0.00	0.00	0.00	0.00	0.00	0.00
PARKSIDE	0.00	0.00	0.00	0.00	0.00	0.00
PLATTEVILLE	0.00	0.00	0.00	5.51	5.51	0.00
RIVER FALLS	0.00	0.00	0.00	0.00	0.00	0.00
STEVENS POINT	0.00	0.00	0.00	6.62	5.75	0.87
STOUT	0.00	0.00	0.00	2.48	2.48	0.00
SUPERIOR	0.00	0.00	0.00	0.00	0.00	0.00
WHITEWATER	0.00	0.00	0.00	0.00	0.00	0.00
COLLEGES	0.50	0.50	0.00	0.00	0.00	0.00
UNIVERSITY EXTENSION	3.10	3.10	0.00	22.69	22.69	0.00
SYSTEM ADMINISTRATION	5.70	5.70	0.00	0.00	0.00	0.00
SYSTEMWIDE	<u>0.25</u>	<u>0.25</u>	<u>0.00</u>	<u>0.00</u>	<u>0.00</u>	<u>0.00</u>
TOTAL	89.55	89.55	0.00	70.59	47.53	23.06



**UNIVERSITY OF WISCONSIN SYSTEM**  
**Quarterly Position Report - Gifts, Grants and Contracts**  
**s. 16.505(2m), Wisconsin Statutes**

Period Covered: January 1, 2000 - April 1, 2000

**GIFTS & GRANTS**

<u>UW INSTITUTION</u>	<u>AWARDING AGENCY</u>	<u>AWARD TITLE</u>	<u>FTE ADDITIONS/ DELETIONS</u>	<u>FUND NUMBER</u>	<u>AWARD AMOUNT</u>	<u>AWARD PERIOD</u>	
MADISON	Muscular Dystrophy Association	Cellular Function of Alpha-Dystroglycan	1.00	133-DA80	55,000	01/01/00-12/31/00	
	National Multiple Sclerosis Society	Analysis of the Cell Types Involved in CNS Demyelination during HIV Infection	1.00	133-DA89	27,500	11/01/99-10/31/00	
	Dane County Dept. of Human Services	Bridges for Families	2.75	133-DA95	100,192	01/01/00-12/31/00	
	Rockwell Automation	Distribution Network Modeling, Analysis and Improvement	1.80	133-DB22	150,810	11/01/99-09/15/00	
	Novartis	A Study of the Effects of Immunosuppression with Cyclosporin	3.39	133-DB36	139,642	11/01/99-Open Award	
	Allen Bradley Company	Zero Speed Sensorless Torque Control	1.28	133-DB43	155,290	11/01/99-10/31/00	
	Bader Foundation	Improving the Quality and Care and Retention of Direct Care Workers	2.00	133-DB99	309,000	01/01/00-12/31/02	
	Packard Foundation	Policy Institute for Family Impact Seminars	1.25	133-DC01	35,603	09/24/99-09/23/01	
	Retina Research Foundation	Molecular Genetic Studies of Retinal Degeneration in Drosophila	2.00	133-DC48	37,650	01/01/00-12/31/00	
	Johnson Foundation	Making Cancer Pain Relief a Reality	2.44	133-DD85	1,408,628	02/01/00-01/31/04	
			18.91				
			0.73				
			0.73				
MADISON (Subtotal)							
MILWAUKEE	UWM Foundation #5514.06	Enhancing Academic Excellence		133-CS36	375,000	07/01-99-Open	
MILWAUKEE (Subtotal)							
EAU CLAIRE	St. Joseph's Hospital	St. Joseph's Hospital	(0.17)	133-658	Not Spec	07/01/98-06/30/99	
	UWEC Foundation	Athletics Gifts-Foundation	(0.10)	133-859	Not Spec	Not Spec	
	Ford Foundation	Rural Women Nigeria	1.00	133-2664	98,000	01/01/00-12/31/00	
	UWEX Sloan Found	Statewide Nursing degree	(0.05)	133-1793	10,000	07/01/98-06/30/99	
EAU CLAIRE (Subtotal)			0.68				
GREEN BAY	National Collegiate Athletic Assoc.	Athletic Academic Enhancement	0.22	133-5812	50,000	Open	
GREEN BAY (Subtotal)	Ford Foundation	Postdoctoral Fellowship for Minorities	0.56	133-CU72	30,000	07/99-07/00	
			0.78				
LA CROSSE	LaX School Dist.	Grant Writer	1.00	133	30,000	02/00-06/01	
	Various	Archaeology	0.15	133	***	07/99-06/00	
LA CROSSE (Subtotal)			1.15				

**UNIVERSITY OF WISCONSIN SYSTEM**  
**Quarterly Position Report - Gifts, Grants and Contracts**  
**s. 16.505(2m), Wisconsin Statutes**

Period Covered: January 1, 2000 - April 1, 2000

GIFTS & GRANTS

<u>UW INSTITUTION</u>	<u>AWARDING AGENCY</u>	<u>AWARD TITLE</u>	<u>FTE ADDITIONS/ DELETIONS</u>	<u>FUND NUMBER</u>	<u>AWARD AMOUNT</u>	<u>AWARD PERIOD</u>
RIVER FALLS	W.K. Kellogg Foundation Wisconsin Milk Marketing Board	Cooperative Development Initiative Wisconsin Milk Marketing Board Dairy Outreach	(0.01) 0.31	133 133	8,675 36,900	08/01/99-07/31/00 10/01/99-12/31/00
RIVER FALLS (Subtotal)			<u>0.30</u>			
STEVENS POINT	International Crane Foundation International Crane Foundation WI DNR	Sand Hill Crane Mead Wildlife Environmental Education Developing Groundwater Flow & Particle Track Models for Source Water Protection & Groundwater Management--Eastern WI Central Sand Plain	0.47 0.77 1.00	133 133 133	9,423 14,487 57,049	01/01/00-06/30/00 01/01/00-06/30/00 10/01/99-06/30/00
STEVENS POINT (Subtotal)			<u>2.24</u>			
STOUT	Stout Foundation UW System ITEA Menominee Seed Stout Foundation Stout Foundation SME Foundation	Development-Foundation/Alumni Asy Advisement Center ITEA Standards Bean Etiology 00 St. Paul Construction Risk Control Packaging Campaign SME Evaluation	(0.02) (0.30) 0.24 0.50 0.24 (0.12) 0.53	133 133 133 133 133 133 133	323,637 45,829 5,000 44,576 38,500 2,000 10,000	Indefinite 07/01/98-12/31/99 09/01/99-06/30/00 01/15/00-06/30/01 01/01/99-01/01/00 Indefinite 01/01/00-06/30/00
STOUT (Subtotal)			<u>1.07</u>			
EXTENSION	WI Dept of Health & Family Svc Educational Communications Bid Friends of WHA-TV WI Public Radio Association	Vital Records Project 2000 FY 00 Program Production-Radio FY 2000 Administrative Grant Programming Support	1.00 2.75 (0.03) 0.75	133-CU19 133-CT37 133-CQ79 133-CT33	106,974 Not final 408,200 690,596	7/01/99-6/30/00 7/01/99-6/30/00 7/01/99-6/30/00 7/01/99-6/30/00
EXTENSION (Subtotal)			<u>4.47</u>			
GRAND TOTAL			<u>30.33</u>			

**UNIVERSITY OF WISCONSIN SYSTEM**  
**Quarterly Position Report - Gifts, Grants and Contracts**  
**s. 16.505(2m), Wisconsin Statutes**

Period Covered: January 1, 2000 - April 1, 2000

FEDERAL CONTRACTS

<u>UW INSTITUTION</u>	<u>AWARDING AGENCY</u>	<u>AWARD TITLE</u>	<u>FTE ADDITIONS/ DELETIONS</u>	<u>FUND NUMBER</u>	<u>AWARD AMOUNT</u>	<u>AWARD PERIOD</u>
MADISON	DHHS, PHS, National Institutes of Health	Glutathione Modulation in Ovarian Cancer Treatment	0.30	144-FE79	598,876	09/01/95-08/31/00
	Department of Education	Watershed Management: Developing Strategies for Sustainability	0.12	144-FZ58	101,215	09/01/96-08/31/00
	NASA, Goddard Space Flight Center	An Ultra-Low Bandwidth Digital Imaging System for Spacecraft	2.40	144-GX25	138,000	02/01/98-09/30/00
	DHHS, PHS, National Institutes of Health	SPR Imaging Studies of Protein-DNA Interactions	2.00	144-HW53	252,426	08/01/99-07/31/02
	DHHS, PHS, National Institutes of Health	Endothelium-Derived Vasodilators in Pregnancy	3.50	144-HX11	340,167	07/01/998-06/30/03
	National Science Foundation	Experimental Partnerships: Exploiting Prediction and Speculation in Multiprocessors	3.95	144-HY45	325,276	09/01/99-08/31/00
	Department of Agriculture	Melitic Arrest of Bovine Oocytes by Intercellular Acidification	3.00	144-HY88	160,000	09/01/99-08/31/02
	Department of Agriculture	Detecting and Managing Genetic Diversity in Potato Germ Plasm	1.00	144-JB12	25,000	09/29/99-09/14/04
	DHHS, PHS, National Institutes of Health	Mechanisms of Mind-Body Interactions	5.54	144-JC19	320,946	09/24/99-08/31/00
	DHHS, PHS, National Institutes of Health	Development Techniques--Caged Probs for Cell Bio Studies	3.71	144-JC72	298,492	09/30/99-08/31/02
	DHHS, PHS, National Institutes of Health	NICHD Study of Early Child Care	7.36	144-JC79	819,430	01/01/00-12/31/00
	DHHS, PHS, National Institutes of Health	Linking Science and Practice: Negative Effect in Relaps	2.65	144-JC82	449,727	09/30/99-08/31/00
	NASA, Goddard Space Flight Center	Flight of Far-Ultraviolet Spectral Polarimeter	4.36	144-JD59	395,640	04/04/00-02/03/03
	Department of Energy	Schock-Tube Investigation of the Richtmyer Meshnikov in Stability	5.10	144-JD87	228,000	11/15/99-11/14/00
	DHHS, PHS, National Institutes of Health	Biochemistry and Genetics of Chemical Carcinogenesis	4.44	144-JF02	311,253	02/1/00-01/31/01
	DHHS, PHS, National Institutes of Health	Structure of the GABA A Receptor Binding Sites	3.30	144-JF96	273,600	02/01/00-11/30/03
	DHHS, PHS, National Institutes of Health	Complete Dissection of Escherichia Coli Genome	4.58	144-JG33	763,471	03/01/00-02/28/03
	DHHS, PHS, National Institutes of Health	Phase I Clinical Trials of Anticancer Agents	4.57	144-JG53	428,895	03/09/00-01/31/01

**UNIVERSITY OF WISCONSIN SYSTEM**  
**Quarterly Position Report - Gifts, Grants and Contracts**  
**s. 16.505(2m), Wisconsin Statutes**

Period Covered: January 1, 2000 - April 1, 2000

**FEDERAL CONTRACTS**

<u>UW INSTITUTION</u>	<u>AWARDING AGENCY</u>	<u>AWARD TITLE</u>	<u>FTE ADDITIONS/ DELETIONS</u>	<u>FUND NUMBER</u>	<u>AWARD AMOUNT</u>	<u>AWARD PERIOD</u>
MADISON (Continued)	DHHS, PHS, National Institutes of Health	The Health and Well-Being of Families in Transition	2.23	144-JG57	611,994	03/01/00-02/28/05
	DHHS, PHS, National Institutes of Health	Bacterial Pathogen Genome Initiative	13.40	144-JG74	2,184,703	03/01/00-02/28/01
	DHHS, PHS, National Institutes of Health	Research Program on the Neural Basis of Hearing	7.68	144-JH02	1,254,558	03/01/00-02/28/01
MADISON (Subtotal)			<u>85.19</u>			
MILWAUKEE	National Science Foundation	Assembly of the Bacteriophage T4 DNA Replication Sliding Clamp. A Functional Analysis of Protein-Protein Subassemblies	0.50	144-FA69	370,000	07/15/95-06/30/00
	DHHS, PHS, National Institutes of Health	Metal Complexes of Known Antitumor Agents	0.96	144-GN43	500,777	08/05/97-05/31/00
	National Science Foundation	Development of Instrumentation for High Field ultrasound Studies of Highly Correlated Electron	1.00	144-GQ19	410,000	09/15/97-08/31/00
	Orelena Hawks Puckett Institute	Increasing Children's Learning Opportunities through Families	0.50	144-GR42	138,144	10/01/97-09/30/00
	Comm. National Oceanic & Atmospheric Adm	Environmental Monitoring of Coastal Waters of Southwestern Lake Michigan	0.50	144-HK40	391,542	10/01/98-09/30/01
	Education, Dept of	Upward Bound Math and Science Center	1.00	144-HX72	200,000	09/01/99-08/31/00
	Education, Dept of	UW-Milwaukee Gearup	6.00	144-HZ51	765,611	09/01/99-08/31/00
	Education, Dept of	The Milwaukee Partnership Academy to Improve the Quality of Teaching	3.90	144-JB20	1,445,018	10/01/99-09/30/00
	Small Business Admn	Small Business Development Center (Milwaukee SBDC)	1.00	144-JE54	115,150	01/01/00-12/31/00
	State of Wisconsin Bureau of Milwaukee Child Welfare	Independent Living Program	2.50	144-JF90		01/01/00-12/31/00
MILWAUKEE (Subtotal)			<u>17.86</u>			
EAU CLAIRE	Dept of Education	Financial Aid Indirect Costs	(0.05)	144-951	159,700	07/01/98-06/30/99
	DOT-OJJD Grant	State Coord OJJD Effort	0.07	144-1957	360,000	01/01/99-05/31/00
	HHS	Statewide AODA Inst-9	(0.20)	144-1956	190,000	01/01/98-12/31/97
	ED	Upward Bound-9	(1.00)	144-1994	252,275	06/01/98-05/31/99
	DHSS	Indian Health Serv 98-99	0.40	144-2800	224,732	08/01/98-07/31/99
	Dept of Ed	Upward Bound-10	1.00	144-2809	257,639	07/01/99-06/30/00
	Eisenhower Grant/UW Sys	Virtual Museum Partnership	0.19	144-2802	31,019	05/01/99-04/30/00

**UNIVERSITY OF WISCONSIN SYSTEM**  
**Quarterly Position Report - Gifts, Grants and Contracts**  
**s. 16.505(2m), Wisconsin Statutes**

Period Covered: January 1, 2000 - April 1, 2000

FEDERAL CONTRACTS

<u>UW INSTITUTION</u>	<u>AWARDING AGENCY</u>	<u>AWARD TITLE</u>	<u>FTE ADDITIONS/ DELETIONS</u>	<u>FUND NUMBER</u>	<u>AWARD AMOUNT</u>	<u>AWARD PERIOD</u>
EAU CLAIRE (Continued)	Science Found/WI Acad Staff	WI Staff Dev WASDI	0.25	144-2822	11,000	01/01/00-05/01/00
	Dept of Ed	Gear up Grant	1.12	144-2817	212,000	08/01/99-07/31/00
	Dept. Health & Human Svs	Indian Health Svs	0.50	144-2813	242,080	08/01/99-07/31/00
	Wis DHSS	Statewide AODA Inst-11	0.13	144-2821	200,000	01/10/00-12/31/00
EAU CLAIRE (Subtotal)			<u>2.41</u>			
GREEN BAY	UW Sea Grant Institute	Advisory Services	(0.25)	144-HM85	27,806	03/99-02/00
	UW Sea Grant Institute	Advisory Services	0.25	144-JF84	26,711	03/00-01/01
	Small Business Administration	Small Business Development Center	(1.00)	144-HL41	81,955	01/99-12/99
	Small Business Administration	Small Business Development Center	1.37	144-JE55	81,956	01/00-12/00
	U.S. Department of Education	Extension and Public Service	0.71	144-HS72	256,100	06/99-06/03
	U.S. Department of Education	Collaborative Site-Based Teacher Preparation Model	0.43	144-JA36	73,350	09/99-08/00
	Department of Health and Human Services	Child Welfare Services Training	0.50	144-HY25	149,998	09/99-01/00
GREEN BAY (Subtotal)		Title IV-E: Long Term Child Welfare Training	0.10	144-HY26	347,343	09/99-/00
		1999 Pollution Prevention Incentives for State Program	(0.50)	144-JB79	56,675	10/99-09/00
		Focused Sector Partnership	(0.50)	144-HL17	446,575	10/98-12/99
		ETI-Virtual National Resource Center for Printing	0.10	144-FJ36	352,800	07/95-07/00
		Rock River 2000 Demonstration Project	0.50	144-GJ97	40,088	07/99-06/00
			<u>1.71</u>			
				<u>3.25</u>		
LA CROSSE	DOJ	Alcohol Education	1.00	144	120,000	10/99-09/00
	US Ed	Upward Bound	1.00	144	356,000	09/99-08/00
	USGS	UMESC-Rada	1.25	144	358,000	10/99-09/00
LA CROSSE (Subtotal)						
OSHKOSH	SBDC	SBDC	0.50	144	84,163	01/01/00-12/31/00
	DHHS	Head Start 33rd Grant	(0.63)	144	2,856,973	07/01/99-06/30/00
	DHHS	Regional Training	0.15	144	3,574,300	07/01/99-06/30/00
	Dept of Education	Student Support	1.50	144	368,293	09/01/99-08/31/00

**UNIVERSITY OF WISCONSIN SYSTEM**  
**Quarterly Position Report - Gifts, Grants and Contracts**  
**s. 16.505(2m), Wisconsin Statutes**

Period Covered: January 1, 2000 - April 1, 2000

FEDERAL CONTRACTS

<u>UW INSTITUTION</u>	<u>AWARDING AGENCY</u>	<u>AWARD TITLE</u>	<u>FTE ADDITIONS/ DELETIONS</u>	<u>FUND NUMBER</u>	<u>AWARD AMOUNT</u>	<u>AWARD PERIOD</u>
OSHKOSH (Continued)	Dept of Education	Admin Expense Allowance	0.01	144	126,925	07/01/99-06/30/00
	Dept of Education	Teachers Technology	0.44	144	108,157	07/01/99-06/30/00
OSHKOSH (Subtotal)			<u>1.97</u>			
PLATTEVILLE	US Small Business Administration	UW-Extension SBDC	0.20	144-526-4463	40,263	01/01/00-04/01/00
			<u>0.20</u>			
RIVER FALLS	Corporation for National and Community Service through NYLC	NYLC Service Learning Project	0.51	144	84,000	10/01/99-09/30/00
	Corporation for National Service (CNS)	Wisconsin Partnerships in Service Learning - Year 3	(0.17)	144	186,991	10/01/99-09/30/00
	Small Business Administration thru UW-Extension	SBDC Support	0.40	144	20,000	01/01/00-12/31/00
	U S Dept of Education	DOE Title III Activity 2	0.75	144	245,240	10/01/99-09/30/00
	U S Dept of Education	McNair Post Baccalaureate Achievement	1.00	144	290,000	10/01/99-09/30/00
	U S Dept of Education	Preparing Tomorrow's Teachers to Use Technology	0.41	144	243,661	09/15/99-09/14/00
RIVER FALLS (Subtotal)	USDA	USDA Coop Agreement RBS99-24	0.72	144	31,945	10/01/99-09/30/00
	U S Dept of Education	Upward Bound Program	0.50	144	200,000	09/01/99-08/31/00
			<u>4.12</u>			
STEVENS POINT	U.S. Fish & Wildlife Service	Development of a Lake-wide Trout Population Model for Lake Superior	0.55	144	31,000	09/01/99-09/30/00
	UW-Madison	Timber Harvesting, Soil Compaction & Aspen Growth in the Upper Great Lakes Region	0.70	144	19,531	07/01/99-06/30/00
STEVENS POINT (Subtotal)			<u>1.25</u>			
STOUT	Argonne National Lab DPI Dept of Education Dept of Education DVR DVR DPI HHS-Cnt for Disease Cont	Mikkelsen Argonal Research	1.00	144	45,772	01/25/00-12/22/00
		Child Study Milk/Lunch	(0.01)	144	3,000	Indefinite
		Rehab Counseling 00	0.15	144	72,340	09/01/99-08/31/00
		R&T Center-PR	(2.32)	144	46,298	10/01/99-09/30/00
		On the Road Assessment 00	(0.20)	144	80,053	09/30/99-06/30/00
		DVR La Crosse 00	(0.80)	144	65,966	10/01/99-06/30/00
		Tackle Box	0.50	144	31,432	10/01/99-06/30/00
		MS Risk Control	0.17	144	63,396	07/01/99-06/30/00

**UNIVERSITY OF WISCONSIN SYSTEM**  
**Quarterly Position Report - Gifts, Grants and Contracts**  
**s. 16.505(2m), Wisconsin Statutes**

Period Covered: January 1, 2000 - April 1, 2000

FEDERAL CONTRACTS

<u>UW INSTITUTION</u>	<u>AWARDING AGENCY</u>	<u>AWARD TITLE</u>	<u>FTE ADDITIONS/ DELETIONS</u>	<u>FUND NUMBER</u>	<u>AWARD AMOUNT</u>	<u>AWARD PERIOD</u>
STOUT (Continued)	DE/Talent Search	Talent Search 00	0.25	144	224,220	09/01/99-08/31/00
	DE/Special Serv	Aspire 2000	1.40	144	215,953	09/01/99-08/31/00
	Admin Funds	Student Financial Aid Service	0.09	144	147,340	Indefinite
	Dept of Education	Faculty Development Model	0.28	144	115,777	09/13/99-09/12/00
STOUT (Subtotal)			<u>0.51</u>			
SUPERIOR	Department of Education	Student Support 2000	(0.16)	144	202,282	09/01/99-08/31/00
	Department of Education	Upward Bound Program	0.78	144	200,000	09/01/99-08/31/00
	Department of Education	McNair Scholars Program	1.35	144	190,000	10/01/99-09/30/00
SUPERIOR (Subtotal)			<u>1.97</u>			
SYSTEMWIDE	U.S. Department of Education	Eisenhower Professional Development Program	0.19	144-HX63	948,618	07/01/99-09/30/00
SYSTEMWIDE (Subtotal)			<u>0.19</u>			
GRAND TOTAL			<u>120.63</u>			

UNIVERSITY OF WISCONSIN SYSTEM  
Quarterly Position Report - Auxiliary and Operating Receipts  
s. 16.505(2m), Wisconsin Statutes

Period Covered: January 1, 2000 - April 1, 2000

AUXILIARY AND OPERATING RECEIPTS

FTE  
ADDITIONS/  
DELETIONS

0.00

REASON FOR CHANGE

PROGRAM/DEPARTMENT

UW INSTITUTION

GRAND TOTAL



UNIVERSITY OF WISCONSIN SYSTEM  
 Quarterly Position Report - Federal Indirect Cost Reimbursement  
 s. 16.505(2m), Wisconsin Statutes

1995-96 Budget - 1996-97 Budget

Period Covered: January 1, 2000 - April 1, 2000

FEDERAL INDIRECT COST REIMBURSEMENT

<u>UW INSTITUTION</u>	<u>PROGRAM/DEPARTMENT</u>	<u>REASON FOR CHANGE</u>	<u>FTE ADDITIONS/ DELETIONS</u>
EXTENSION EXTENSION (Subtotal)	Family Living Nutrition Program	Due to generation of more 150 funds, EXT is using them to payroll projects on a short-term basis.	0.94
GRAND TOTAL			<u>0.94</u>

UNIVERSITY OF WISCONSIN SYSTEM  
 Quarterly Position Report - Auxiliary and Operating Receipts  
 s. 16.505(2m), Wisconsin Statutes

Period Covered: January 1, 2000 - April 1, 2000

CREDIT EXTENSION (Fund 189)

<u>UW INSTITUTION</u>	<u>PROGRAM/DEPARTMENT</u>	<u>REASON FOR CHANGE</u>	<u>FTE ADDITIONS/ DELETIONS</u>
MILWAUKEE	Schools of Education and Letters and Science	Program Expansion	21.43
MILWAUKEE (Subtotal)			<u>21.43</u>
EAU CLAIRE	EXT-Credit Outreach A&S	Increased staffing	0.07
EAU CLAIRE (Subtotal)			<u>0.07</u>
LA CROSSE	CEE Credit Outreach	Increased staffing	0.69
LA CROSSE (Subtotal)			<u>0.69</u>
STEVENS POINT	Learning Communities Program	Increased positions in 40-2194 Credit Outreach	0.87
STEVENS POINT (Subtotal)			<u>0.87</u>
GRAND TOTAL			<u>23.06</u>

UNIVERSITY OF WISCONSIN SYSTEM  
Quarterly Position Report - Federal Indirect Cost Reimbursement  
s. 16.505(2m), Wisconsin Statutes

1995-96 Budget - 1996-97 Budget  
Period Covered: January 1, 2000 - April 1, 2000

TRUST FUNDS (Fund 161)

<u>UW INSTITUTION</u>	<u>PROGRAM/DEPARTMENT</u>	<u>REASON FOR CHANGE</u>	<u>FTE</u> <u>ADDITIONS/</u> <u>DELETIONS</u>
GRAND TOTAL			<u>0.00</u>




**Office of the President**

1720 Van Hise Hall  
1220 Linden Drive  
Madison, Wisconsin 53706-1559  
(608) 262-2321  
(608) 262-3985 Fax  
email: klyall@uwsa.edu  
website: <http://www.uwsa.edu>

August 30, 2000

TO: Governor Tommy G. Thompson  
Senator Brian Burke, Co-Chair  
Representative John Gard, Co-Chair  
Joint Committee on Finance

FROM: Katharine C. Lyall, President   
University of Wisconsin System

RE: Deadline Extension for Research and Public Service Report

The University of Wisconsin System would like to request a deadline extension for the Research and Public Service Report. According to S. 36.45 (3) of the Wisconsin Statutes the deadline for submission of the Research and Public Service Report is September 1. Due to staff turnover and a busy budget year we will not be able to meet the September 1 deadline. However, we will present a completed report to the November Board of Regents meeting and upon their approval send it to you.

If you need any additional information regarding the Research and Public Service Report, please contact Assistant Vice President Larry Rubin at 262-6717.

cc: Gary Thibodeau, Interim Senior Vice President for Academic Affairs  
Kathleen Sell, Associate Vice President for Budget and Planning  
Larry Rubin, Assistant Vice President for Academic Affairs  
Freda Harris, Assistant Vice President for Budget and Planning  
Melissa Kepner, Director, Budget and Planning  
Evan Norris, Academic Planner  
Kristen Hendrickson, Budget and Policy Analyst  
Merry Larsen, Legislative Fiscal Bureau  
Erin Fath, Department of Administration



**Financial Administration**

780 Regent Street, Suite 221  
Madison, Wisconsin 53715  
(608) 262-1313  
(608) 262-5316 Fax  
email: finadmin@uwsa.edu  
website: <http://www.uwsa.edu>

August 31, 2000

Senator Brian Burke  
Representative John Gard  
Co-Chairs, Joint Committee on Finance

George Lightbourn, Secretary  
Department of Administration

Dear Senator Burke, Representative Gard and Secretary Lightbourn:

This letter is to request position authority in accordance with s. 16.505 *Wis. Stats.* for the newly created Stray Voltage Research program at UW-Madison. 1999 Wisconsin Act 9 provides \$175,000 Program Revenue annually in a new appropriation, s.20.155(1)(jm), to the Public Service Commission. The appropriation language requires the PSC to transfer the funds annually to the UW System in a new continuing appropriation, s.20.285(1)(kv). Additionally, s.36.25(14) directs the Board of Regents to "establish a stray voltage research program." However, no additional PR position authority was provided within Act 9 for meeting this obligation.

The Public Service Commission has transferred the first year of funding to the University of Wisconsin-Madison and the second payment is expected later this year. The research will continue into the next biennium with the use of balances. The UW-Madison Stray Voltage Research Planning Committee has recently approved funding of the project, "Exposures of Dairy Cattle to Electrical Events and Their Biological Consequences." The College of Agricultural and Life Sciences has determined up to 3.0 FTE will be needed at some point during the project; approximately 1.1 FTE will be necessary to complete the research. However, it may require another half-time research assistant during the second or third year. Therefore, the UW-Madison seeks approval of 3.0 PR FTE for the period of the project, FY's 00/01-03/04, so that the required stray voltage research may be completed.

Thank you for your consideration of this request. Please direct any questions to Jeff Arnold (265-5792).

Sincerely,

Doug Hendrix  
Acting Associate Vice President for Finance


Members of the Joint Committee on Finance  
Bob Lang, Legislative Fiscal Bureau  
Merry Larsen, Legislative Fiscal Bureau  
Bob Hanle, Department of Administration  
Erin Fath, Department of Administration  
Debbie Durcan  
Kathi Sell

Regent President Smith  
President Lyall  
Chancellor Ward  
John Torphy  
Larry Wold  
Jeff Arnold  
Freda Harris

# THE STATE OF WISCONSIN

SENATE CHAIR  
**BRIAN BURKE**

316-S Capitol  
P.O. Box 7882  
Madison, WI 53707-7882  
Phone: (608) 266-8535



ASSEMBLY CHAIR  
**JOHN GARD**

315-N Capitol  
P.O. Box 8952  
Madison, WI 53708-8952  
Phone: (608) 266-2343

## JOINT COMMITTEE ON FINANCE

### MEMORANDUM

To: Members  
Joint Committee on Finance

From: Senator Brian Burke  
Representative John Gard

Date: September 13, 2000

Attached is a copy of a report from the University of Wisconsin System, pursuant to s. 36.09(1)(j), Stats. The report provides information on base salary adjustments to recognize competitive factors.

The report is being provided for your information only. No formal action is required by the Committee. Please feel free to contact us if you have any questions.

Attachment

BB:JG:dh



**Office of the President**


1720 Van Hise Hall  
1220 Linden Drive  
Madison, Wisconsin 53706-1559  
(608) 262-2321  
(608) 262-3985 Fax

email: klyall@uwsa.edu  
website: <http://www.uwsa.edu>

September 11, 2000

Memorandum

To: Senator Brian Burke, Co-Chair, Joint Committee on Finance  
Representative John Gard, Co-Chair, Joint Committee on Finance  
Secretary George Lightbourn, Department of Administration  
Secretary Peter D. Fox, Department of Employment Relations

From: President Katharine C. Lyall 

Re: Report Required by Section 36.09(1)(j), Wisconsin Statutes

The enclosed Report on 1999-2000 Base Salary Adjustments to Recognize Competitive Factors, as required by Section 36.09(1)(j), Wisconsin Statutes, was approved by the Board of Regents on September 8, 2000.

Enclosure

cc: Legislative Fiscal Bureau  
Secretary of the Board of Regents

JiChairs.doc

Attachment 1

UNIVERSITY OF WISCONSIN SYSTEM  
 BASE SALARY ADJUSTMENTS TO  
 RECOGNIZE COMPETITIVE FACTORS  
 SUMMARY OF ADJUSTMENTS GRANTED  
 DURING 12-MONTHS ENDING JUNE 30, 2000

	EQUITY AND RETENTION		MADISON INITIATIVE COMPETITIVE COMPENSATION	
	NUMBER OF ADJUSTMENTS	ANNUAL COSTS	NUMBER OF ADJUSTMENTS	ANNUAL COSTS
MADISON	48	\$555,535	2,106	\$6,942,326
MILWAUKEE	46	86,279		
GREEN BAY	1	5,722		
OSHKOSH	3	8,670		
WHITEWATER	1	2,863		
COLLEGES	423	292,198		
EXTENSION	1	8,076		
SYSTEM ADMINISTRATION	4	19,205		
SYSTEMWIDE	1	1,880		
TOTALS	528	\$980,428		