

2003 DRAFTING REQUEST

Bill

Received: 02/04/2003

Received By: smiller

Wanted: As time permits

Identical to LRB:

For: Administration

By/Representing: Schmiedicke

This file may be shown to any legislator: NO

Drafter: smiller

May Contact:

Addl. Drafters:

Subject: State Finance - bud generally

Extra Copies:

Submit via email: NO

Pre Topic:

No specific pre topic given

Topic:

2003-05 Biennial Budget Bill

Instructions:

See Attached

(- / - ")
final
changes

Drafting History:

| <u>Vers.</u> | <u>Drafted</u> | <u>Reviewed</u> | <u>Typed</u> | <u>Proofed</u> | <u>Submitted</u> | <u>Jacketed</u> | <u>Required</u> |
|--------------|----------------|-----------------|--------------|----------------|------------------|-----------------|-----------------|
| /? | chanaman | | | == | | | |

FE Sent For:

<END>

*Changes in
* Purple **

Figure: 20.005 (1)

GENERAL FUND SUMMARY

| | 2003-04 | 2004-05 |
|---|-------------------------|-------------------------|
| Opening Balance, July 1 | \$ -292,172,300 | \$ 35,354,100 |
| Revenues and Transfers | | |
| Taxes | \$10,746,900,000 | \$11,350,900,000 |
| Departmental Revenues | | |
| New Tribal Gaming Revenues | 112,000,000 | 125,000,000 |
| Other | <u>218,843,900</u> | <u>227,677,100</u> |
| Total Available | \$10,785,571,600 | \$11,738,931,200 |
| Appropriations, Transfers and Reserves | | |
| Gross Appropriations | \$10,783,708,900 | \$11,678,898,200 |
| Compensation Reserves | 115,812,900 | 176,359,600 |
| Transfer to Tobacco Control Fund | 15,345,100 | 15,345,100 |
| Less Lapses | <u>-164,649,400</u> | <u>-171,873,700</u> |
| Total Expenditures | \$10,750,217,500 | \$11,698,729,200 |
| Balances | | |
| Gross Balance | \$ 35,354,100 | \$ 40,202,000 |
| Less Required Statutory Balance | <u>-35,000,000</u> | <u>-40,000,000</u> |
| Net Balance, June 30 | \$ 354,100 | \$ 202,000 |
| Structural Balance | \$ 327,526,400 | \$ 4,847,900 |

SUMMARY OF APPROPRIATIONS — ALL FUNDS

| | 2003-04 | 2004-05 |
|-------------------------|------------------|------------------|
| General Purpose Revenue | \$11,578,951,600 | \$11,670,350,400 |
| Federal Revenue | | |

Caroline: I looked in Last Session's Budget - it used -0-, so we will NOT change this on this

2003 table.

| | 2003-04 | 2004-05 |
|--------------------|-------------------------|-------------------------|
| Program Revenue | 4,759,271,300 | 4,833,602,200 |
| Segregated Revenue | <u>716,680,000</u> | <u>745,123,600</u> |
| | \$ 5,475,951,300 | \$ 5,578,725,800 |
| Program Revenue | | |
| Nonservice | 2,293,638,000 | 2,352,071,600 |
| Service | <u>729,931,100</u> | <u>723,413,200</u> |
| | \$ 3,023,569,100 | \$ 3,075,484,800 |
| Segregated Revenue | | |
| State nonservice | 2,968,116,600 | 2,713,296,900 |
| Local | 72,740,300 | 72,081,200 |
| Service | <u>160,654,400</u> | <u>165,381,100</u> |
| | \$ 3,201,511,300 | \$ 2,950,759,200 |
| GRAND TOTAL | \$23,279,983,300 | \$23,275,320,200 |

SUMMARY OF COMPENSATION RESERVES — ALL FUNDS


| | 2003-04 | 2004-05 |
|-------------------------|----------------|----------------|
| General Purpose Revenue | \$ 115,812,900 | \$ 176,359,600 |
| Federal Revenue | 29,559,200 | 45,012,600 |
| Program | 25,502,400 | 38,835,000 |
| Segregated | 4,056,800 | 6,177,600 |
| Program Revenue | 88,926,600 | 135,417,200 |
| Nonservice | 81,650,600 | 124,337,300 |
| Service | 7,276,000 | 11,079,900 |
| Segregated Revenue | 17,852,200 | 27,185,300 |
| State nonservice | 17,811,600 | 27,123,400 |
| Local | | |

~~He~~ ~~He~~

| | 2003-04 | 2004-05 |
|--------------|-----------------------|-----------------------|
| Service | <u>40,600</u> | <u>61,900</u> |
| TOTAL | \$ 252,150,900 | \$ 383,974,700 |

LOTTERY FUND SUMMARY

| | 2003-04 | 2004-05 |
|--|-----------------------|-----------------------|
| Gross Revenue | | |
| Ticket Sales | \$ 417,198,100 | \$ 418,049,000 |
| Miscellaneous Revenue | <u>100,600</u> | <u>100,600</u> |
| | \$ 417,298,700 | \$ 418,149,600 |
| Expenses | | |
| Prizes | \$ 238,113,600 | \$ 238,701,200 |
| Administrative Expenses | <u>64,958,700</u> | <u>66,237,200</u> |
| | \$ 303,072,300 | \$ 304,938,400 |
| Net Proceeds | \$ 114,266,400 | \$ 113,211,200 |
| Total Available for Property Tax Relief | | |
| Opening Balance | \$ 8,256,300 | \$ 8,346,000 |
| Net Proceeds | 114,226,400 | 113,211,200 |
| Interest Earnings | 1,395,300 | 1,457,100 |
| Gaming-Related Revenue | <u>1,348,900</u> | <u>1,311,700</u> |
| | \$ 125,226,900 | \$ 124,326,000 |
| Property Tax Relief | \$ 116,880,900 | \$ 115,963,000 |



[Handwritten signature]

| | 2003-04 | 2004-05 |
|------------------------------|------------------|------------------|
| Gross Closing Balance | \$ 8,346,000 | \$ 8,363,000 |
| Reserve | \$ 8,346,000 | \$ 8,363,000 |
| Net Closing Balance | \$ 10 | \$ 10 |

SECTION 2. 20.005 (2) of the statutes is repealed and recreated to read:

20.005 (2) STATE BORROWING PROGRAM SUMMARY. The following schedule sets forth the state borrowing program summary: [See Figures 20.005 (2) (a) and (b) following]

****NOTE: The following schedules are from the 2001 budget bill from two years ago. They need to be updated with the 2003-05 figures.

**SUMMARY OF BONDING AUTHORITY MODIFICATIONS
2003-05 FISCAL BIENNIUM**

| Source and Purpose | Amount |
|--|--------------|
| GENERAL OBLIGATIONS | |
| Agriculture, Trade and Consumer Protection | |
| Soil and water | \$ 7,000,000 |
| Building Commission | |
| Refunding general obligation debt | 350,000,000 |
| Natural Resources | |
| Nonpoint source grants | 9,546,800 |
| Urban nonpoint source cost sharing | 4,700,000 |
| Environmental repair | 6,000,000 |
| Transportation | |
| Harbor improvements | 3,000,000 |

| Source and Purpose | Amount |
|---------------------------------------|-----------------------|
| Rail acquisitions and improvements | 4,500,000 |
| Veterans Affairs | |
| Refunding bonds | <u>175,000,000</u> |
| TOTAL General Obligation Bonds | \$ 559,746,800 |

REVENUE OBLIGATIONS

| | |
|--|-------------------------|
| Administration | |
| Unfunded prior service liability obligations | \$ 750,000,000 |
| Tobacco settlement bond purchase program | 1,600,000,000 |
| Commerce | |
| PECFA | 115,000,000 |
| Environmental Improvement Program | |
| Clean water fund program | 259,670,000 |
| Transportation | |
| Major highway projects, Marquette Interchange, state highway rehabilitation | <u>1,163,335,500</u> |
| TOTAL Revenue Obligation Bonds | \$ 3,888,005,500 |
| GRAND TOTAL Bonding Authority Modifications | \$ 4,447,752,300 |

Figure: 20.005 (2) (b)


**GENERAL OBLIGATION AND
BUILDING CORPORATION DEBT SERVICE
FISCAL YEARS 2003-04 AND 2004-05**

| STATUTE, AGENCY AND PURPOSE | SOURCE | 2003-04 | 2004-05 |
|---|--------|----------------------|-----------|
| 20.115 Agriculture, trade and consumer protection, department of | | | |
| (2) (d) Principal repayment and interest | GPR | \$ 18,900 | \$ 17,100 |
| (7) (b) Principal repayment and interest, conservation reserve enhancement | GPR | 1,560,300 | 4,140,000 |
| (7) (f) Principal repayment and interest; soil and water | GPR | 502,400 | 696,100 |
| 20.190 State fair park board | | | |
| (1) (c) Housing facilities principal repayment, interest and rebates | GPR | 927,200 | 926,000 |
| (1) (d) Principal repayment and interest | GPR | 571,800 | 1,013,500 |
| 20.225 Educational communications board | | | |
| (1) (c) Principal repayment and interest | GPR | 1,453,900 | 2,011,300 |
| 20.245 Historical society | | | |
| (1) (e) Principal repayment, interest and rebates | GPR | 1,259,800 | 1,210,200 |
| 20.250 Medical College of Wisconsin | | | |
| (1) (c) Principal repayment and interest, and rebates; biomedical research and technology incubator | GPR | 1,405,700 | 1,405,700 |
| (1) (e) Principal repayment and interest | GPR | 158,800 | 158,700 |
| 20.255 Public instruction, department of | | | |
| (1) (d) Principal repayment and interest | GPR | 1,229,600 | 1,123,700 |

| STATUTE, AGENCY AND PURPOSE | SOURCE | 2003-04 | 2004-05 |
|---|--------|-----------|-----------|
| (4) (er) Principal, interest and rebates; general purpose revenue – public library boards | GPR | 73,900 | 159,500 |
| (4) (es) Principal, interest, and rebates; general purpose revenue – schools | GPR | 5,197,200 | 6,467,800 |

20.275 Technology for educational achievement in Wisconsin board

| | | | |
|---|-----|----|----|
| (1) (er) Principal, interest and rebates; general purpose revenue – public library boards | GPR | 99 | 99 |
| (1) (es) Principal, interest and rebates; general purpose revenue – school boards | GPR | 99 | 99 |



20.285 University of Wisconsin System

| | | | |
|--|-----|-------------|-------------|
| (1) (d) Principal repayment and interest | GPR | 100,798,400 | 101,057,700 |
| (1) (db) Self-amortizing facilities principal and interest | GPR | 99 | 99 |
| (1) (fh) State laboratory of hygiene; principal repayment and interest | GPR | 99 | 99 |

20.320 Environmental improvement program

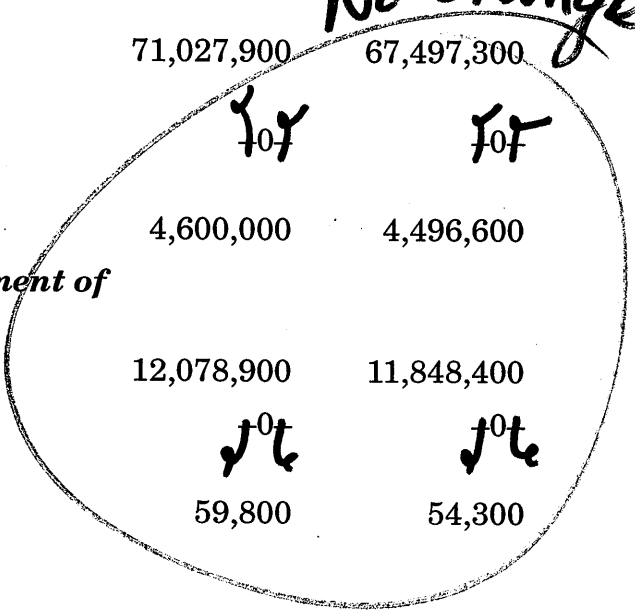
| | | | |
|---|-----|------------|------------|
| (1) (c) Principal repayment and interest – clean water fund program | GPR | 33,950,200 | 37,989,700 |
| (2) (c) Principal repayment and interest – safe drinking water loan program | GPR | 1,450,800 | 1,711,800 |

20.370 Natural resources, department of

| | | | |
|--|-----|------------|------------|
| (7) (aa) Resource acquisition and development – principal repayment and interest | GPR | 26,702,900 | 30,162,700 |
| (7) (ac) Principal repayment and interest – recreational boating bonds | GPR | 99 | 99 |
| | GPR | 99 | 99 |

| STATUTE, AGENCY AND PURPOSE | SOURCE | 2003-04 | 2004-05 |
|--|--------|------------|------------|
| (7) (ca) Principal repayment and interest – nonpoint source grants | GPR | 4,629,900 | 5,844,700 |
| (7) (cb) Principal repayment and interest – pollution abatement bonds | GPR | 57,109,900 | 51,506,300 |
| (7) (cc) Principal repayment and interest – combined sewer overflow; pollution abatement bonds | GPR | 16,563,500 | 16,576,100 |
| (7) (cd) Principal repayment and interest – municipal clean drinking water grants | GPR | 1,136,800 | 1,394,400 |
| (7) (ce) Principal repayment and interest – nonpoint source | GPR | 181,000 | 181,000 |
| (7) (cf) Principal repayment and interest – urban nonpoint source cost-sharing | GPR | 832,800 | 1,314,000 |
| (7) (ea) Administrative facilities – principal repayment and interest | GPR | 565,000 | 621,300 |
| 20.395 Transportation, department of | | | |
| (6) (af) Principal repayment and interest, local roads for job preservation, state funds | GPR | 168,900 | 168,900 |
| 20.410 Corrections, department of | | | |
| (1) (e) Principal repayment and interest | GPR | 71,027,900 | 67,497,300 |
| (1) (ec) Prison industries principal, interest and rebates | GPR | 107 | 107 |
| (3) (e) Principal repayment and interest | GPR | 4,600,000 | 4,496,600 |
| 20.435 Health and family services, department of | | | |
| (2) (ee) Principal repayment and interest | GPR | 12,078,900 | 11,848,400 |
| (2) (ef) Lease rental payments | GPR | 107 | 107 |
| (6) (e) Principal repayment and interest | GPR | 59,800 | 54,300 |

No change



| STATUTE, AGENCY AND PURPOSE | SOURCE | 2003-04 | 2004-05 |
|---|--------|------------|------------|
| 20.465 Military affairs, department of | | | |
| (1) (d) Principal repayment and interest | GPR | 3,368,600 | 3,413,600 |
| 20.485 Veterans affairs, department of | | | |
| (1) (e) Lease rental payments | GPR | 70 | -0- |
| (1) (f) Principal repayment and interest | GPR | 1,511,900 | 1,421,200 |
| 20.505 Administration, department of | | | |
| (5) (c) Principal repayment and interest; Black Point Estate | GPR | 45,000 | 112,600 |
| 20.855 Miscellaneous appropriations | | | |
| (8) (a) Dental clinic and education facility; principal repayment, interest and rebates | GPR | 973,100 | 974,800 |
| 20.867 Building commission | | | |
| (1) (a) Principal repayment and interest; housing of state agencies | GPR | -0- | -0- |
| (1) (b) Principal repayment and interest; capitol and executive residence | GPR | 12,362,900 | 15,407,200 |
| (3) (a) Principal repayment and interest | GPR | 19,684,600 | 37,202,900 |
| (3) (b) Principal repayment and interest | GPR | 1,864,000 | 2,865,400 |
| (3) (bm) Principal repayment, interest, and rebates; HR Academy, Inc. | GPR | 126,700 | 126,700 |
| (3) (bp) Principal repayment, interest and rebates | GPR | 56,300 | 84,500 |
| (3) (br) Principal repayment, interest and rebates | GPR | 79,900 | 80,400 |
| (3) (bt) Principal repayment, interest, and rebates; Discovery Place Museum | GPR | 56,300 | 84,500 |
| (3) (c) Lease rental payments | GPR | -0- | -0- |

9.9. no change

| STATUTE, AGENCY AND PURPOSE | SOURCE | 2003-04 | 2004-05 |
|--|--------|---------------|---------------|
| (3) (e) Principal repayment, interest and rebates; parking ramp | GPR | -0- | -0- |
| TOTAL General Purpose Revenue Debt Service | | \$384,939,800 | \$413,528,900 |
| 20.190 State Fair Park Board | | | |
| (1) (j) State fair principal repayment; interest and rebates | PR | \$ 3,912,500 | \$ 6,046,800 |
| 20.225 Educational communications board | | | |
| (1) (i) Program revenue facilities; principal repayment, interest and rebates | PR | -0- | -0- |
| 20.245 Historical society | | | |
| (1) (j) Self-amortizing facilities; principal repayment, interest and rebates | PR | 157,800 | 248,900 |
| 20.255 Public instruction, department of | | | |
| (4) (h) Principal, interest, and rebates; program revenue - schools | PR | 3,206,800 | 4,487,000 |
| (4) (hb) Principal, interest, and rebates; program revenue - public library boards | PR | 72,700 | 158,200 |
| 20.275 Technology for educational achievement in Wisconsin board | | | |
| (1) (h) Principal, interest and rebates; program revenue - schools | PR | -0- | -0- |
| (1) (hb) Principal, interest and rebates; program revenue - public library boards | PR | -0- | -0- |
| 20.285 University of Wisconsin System | | | |
| (1) (ih) State laboratory of hygiene; principal repayment and interest | PR | -0- | -0- |
| (1) (kd) Principal repayment, interest and rebates | PR-S | 36,095,700 | 46,895,300 |
| (1) (ke) Lease rental payments | PR-S | -0- | -0- |

[Handwritten mark]

(1)

comma

[Handwritten mark]

| STATUTE, AGENCY AND PURPOSE | SOURCE | 2003-04 | 2004-05 |
|--|--------|----------------------|----------------------|
| 20.370 Natural resources, department of | | | |
| (7) (ag) Land acquisition – principal repayment and interest | PR | -0- | -0- |
| (7) (cg) Principal repayment and interest – nonpoint repayments | PR | -0- | -0- |
| 20.410 Corrections, department of | | | |
| (1) (ko) Prison industries principal repayment, interest and rebates | PR-S | 270,000 | 517,400 |
| 20.485 Veterans Affairs, department of | | | |
| (1) (go) Self-amortizing housing facilities; principal repayment and interest | PR | 1,030,900 | 2,211,300 |
| 20.505 Administration, department of | | | |
| (5) (g) Principal repayment, interest and rebates; parking | PR | 1,762,100 | 1,763,600 |
| (5) (kc) Principal repayment, interest and rebates | PR-S | 16,769,500 | 16,281,700 |
| 20.867 Building commission | | | |
| (3) (g) Principal repayment, interest and rebates; program revenues | PR | -0- | -0- |
| (3) (h) Principal repayment, interest and rebates | PR | -0- | -0- |
| (3) (i) Principal repayment, interest and rebates; capital equipment | PR | <u>145,300</u> | <u>191,300</u> |
| TOTAL Program Revenue Debt Service | | \$ 63,423,300 | \$ 79,341,400 |
| 20.320 Environmental improvement program | | | |
| (1) (t) Principal repayment and interest – clean water fund program bonds | SEG | \$ 6,000,000 | \$ 6,000,000 |
| (1) (u) Principal repayment and interest – clean water fund program revenue obligation repayment | SEG | -0- | -0- |

| STATUTE, AGENCY AND PURPOSE | SOURCE | 2003-04 | 2004-05 |
|---|--------|------------|------------|
| 20.370 Natural resources, department of | | | |
| (7) (aq) Resource acquisition and development – principal repayment and interest | SEG | 233,000 | 233,400 |
| (7) (ar) Dam repair and removal – principal repayment and interest | SEG | 426,400 | 509,500 |
| (7) (at) Recreation development – principal repayment and interest | SEG | –0– | –0– |
| (7) (au) State forest acquisition and development – principal repayment and interest | SEG | 8,000,000 | 8,000,000 |
| (7) (bq) Principal repayment and interest – remedial action | SEG | 3,203,700 | 3,771,600 |
| (7) (eq) Administrative facilities – principal repayment and interest | SEG | 1,747,700 | 2,208,800 |
| (7) (er) Administrative facilities – principal repayment and interest; environmental fund | SEG | 253,400 | 487,700 |
| 20.395 Transportation, department of | | | |
| (6) (aq) Principal repayment and interest, transportation facilities, state funds | SEG | 4,421,500 | 4,841,800 |
| (6) (ar) Principal repayment and interest, buildings, state funds | SEG | 112,100 | 62,000 |
| 20.485 Veterans affairs, department of | | | |
| (3) (t) Debt service | SEG | 81,019,900 | 81,370,000 |
| (3) (v) Revenue obligation prepayment | SEG | –0– | –0– |
| (4) (qm) Repayment of principal and interest | SEG | 103,600 | 99,700 |
| 20.866 Public debt | | | |
| (1) (u) Principal repayment and interest | SEG | –0– | –0– |

| STATUTE, AGENCY AND PURPOSE | SOURCE | 2003-04 | 2004-05 |
|---|--------|----------------------|----------------------|
| 20.867 Building commission | | | |
| (3) (q) Principal repayment and interest; segregated revenues | SEG | -0- | -0- |
| TOTAL Segregated Revenue Debt Service | | \$105,521,300 | \$107,584,500 |
| GRAND TOTAL All Debt Service | | \$553,884,400 | \$600,454,800 |

SECTION 3. 20.005 (3) of the statutes is repealed and recreated to read:

20.005 (3) APPROPRIATIONS. The following schedule sets forth all annual, biennial, and sum certain continuing appropriations and anticipated expenditures from other appropriations for the programs and other purposes indicated. All appropriations are made from the general fund unless otherwise indicated. The letter abbreviations shown designating the type of appropriation apply to both fiscal years in the schedule unless otherwise indicated. [See Figure 20.005 (3) following]

Figure: 20.005 (3)

PLACE CHAPTER 20 SCHEDULE HERE

SECTION 9101. Nonstatutory provisions; administration.

SECTION 9102. Nonstatutory provisions; adolescent pregnancy prevention and pregnancy services board.

SECTION 9103. Nonstatutory provisions; aging and long-term care board.

SECTION 9104. Nonstatutory provisions; agriculture, trade and consumer protection.

20.370
(7) (ce)

ch. 20 sched.

| STATUTE, AGENCY AND PURPOSE | SOURCE | TYPE | 2003-04 | 2004-05 |
|---|--------|------|------------|------------|
| (cc) Principal repay. and int. - combined sewer overflow; pollution abat. bonds | GPR | S | 16,563,500 | 16,576,100 |
| (cd) Principal repayment and interest - municipal clean drinking water grants | GPR | S | 1,136,800 | 1,394,400 |
| (ce) Principal repayment and interest - nonpoint source compliance | GPR | S | 181,000 | 181,000 |
| (cf) Principal repayment and interest - urban nonpoint source cost-sharing | GPR | S | 832,800 | 1,314,000 |
| (cg) Principal repayment and interest - nonpoint repayments | PR | C | -0- | -0- |
| (ea) Administrative facilities - principal repayment and interest | GPR | S | 565,000 | 621,300 |
| (eq) Administrative facilities - principal repayment and interest | SEG | S | 1,747,700 | 2,208,800 |
| (er) Administrative facilities - principal repayment & interest; env. fund | SEG | S | 253,400 | 487,700 |
| (fa) Resource maintenance and development - state funds | GPR | C | -0- | 894,400 |

Doesn't appear to be part of the title; check change?

Not in table - already gone

1
2
3

Figure: 20.005 (1)

GENERAL FUND SUMMARY

| | 2003-04 2001-02 | 2004-05 2002-03 |
|---|------------------------------|------------------------------|
| Opening Balance, July 1 | \$ 180,214,800 | \$ 152,687,300 |
| | + 292,172,300 | 35,367,000 |
| Revenues and Transfers | | |
| Estimated Taxes | 10,746,900,000 | 11,350,900,000 |
| Estimated Departmental Revenues | 10,654,100,000 | 11,169,027,500 |
| Tribal Gaming Revenues | 112,000,000 | 125,000,000 |
| Tobacco Settlement | 155,526,000 | 157,602,800 |
| Tobacco Securitization | 450,000,000 | 282,000,000 |
| Other | 218,843,900 | 227,677,100 |
| | 183,752,800 | 182,826,700 |
| Total Available | \$ 11,623,593,600 | \$ 11,662,144,300 |
| | 10,785,571,600 | 11,738,944,100 |
| Appropriations, Transfers and Reserves | | |
| Gross Appropriations | 10,783,708,900 | 11,678,898,200 |
| Compensation Reserves | 115,800,000 | 176,400,000 |
| Transfer to Tobacco Control Fund | 27,900,000 | 82,500,000 |
| Prescription Drug Legislation | 15,345,100 | 15,345,100 |
| Less Estimated Lapses | 6,032,300 | 15,345,100 |
| | ↓ 164,649,400 | ↓ 44,000,000 |
| Total Expenditures | \$ 11,470,906,300 | \$ 11,610,485,500 |
| | 10,750,204,600 | 11,698,769,600 |
| Balances | | |
| Gross Balance | 35,367,000 | 40,174,500 |
| Less Required Statutory Balance | 152,687,300 | 51,658,800 |
| | 25,000,000 | 40,000,000 |
| | + 139,282,200 | + 50,000,000 |
| Net Balance, June 30 | \$ 267,000 | \$ 174,500 |
| | 13,405,100 | 1,658,900 |
| Structural Balance | 327,539,300 | 4,807,500 |



SUMMARY OF APPROPRIATIONS — ALL FUNDS

| | 2001-02 2003-04 | 2002-03 2004-05 |
|--------------------------------------|-------------------------------|-------------------------------|
| General Purpose Revenue | \$11,578,951,600 | \$11,670,350,400 |
| Federal Revenue | | |
| Program Revenue | 4,759,271,300 | 4,833,602,200 |
| Segregated Revenue | <u>716,680,000</u> | <u>745,123,600</u> |
| | \$ 5,475,951,300 | \$ 5,578,725,800 |
| Program Revenue | | |
| State Non-service Service | 2,293,638,000 | 2,352,071,600 |
| | <u>729,931,100</u> | <u>723,413,200</u> |
| | \$ 3,023,569,100 | \$ 3,075,484,800 |
| Segregated Revenue | | |
| State non-service | 2,968,116,600 | 2,713,296,900 |
| Local | 72,740,300 | 72,081,200 |
| Service | <u>160,654,400</u> | <u>165,381,100</u> |
| | \$ 3,201,511,300 | \$ 2,950,759,200 |
| GRAND TOTAL | \$23,279,983,300 | \$23,275,320,200 |

SUMMARY OF COMPENSATION RESERVES — ALL FUNDS

| | 2001-02 2003-04 | 2002-03 2004-05 |
|-------------------------|-------------------------------|-------------------------------|
| General Purpose Revenue | \$ 27,900,000 | \$ 82,500,000 |
| Federal Revenue | 7,565,700 | 22,503,500 |
| Program Revenue | 20,465,700 | 60,593,100 |
| Segregated Revenue | <u>4,765,300</u> | <u>14,108,600</u> |
| TOTAL | \$ 60,696,700 | \$ 179,705,200 |

*FNS
A*



252,150,900

383,974,700

*Keep
lines*

LOTTERY FUND SUMMARY

FWS
M

~~Gross Revenue~~

Expenses

Prizes

Administrative Expenses

Net Proceeds

Total Available for Property Tax Relief

Opening Balance

Net Proceeds

Interest Earnings

Gaming-Related Revenue

Property Tax Relief

Gross Closing Balance

Reserve

Net Closing Balance

| | 2003-04 2001-02 | 2004-05 2002-03 |
|--|---------------------------|---------------------------|
| | 417,198,700 | 418,079,000 |
| | \$ 403,719,100 | \$ 402,943,000 |
| | 238,113,600 | 238,701,200 |
| | \$ 230,258,200 | \$ 229,867,000 |
| | 64,896,300 | 66,169,000 |
| | <u>63,363,300</u> | <u>63,685,000</u> |
| | \$ 293,621,500 | \$ 293,552,000 |
| | 303,009,900 | 304,870,200 |
| | \$ 114,288,800 | \$ 113,279,400 |
| | \$ 110,097,600 | \$ 109,391,000 |
| | 8,256,300 | 8,346,000 |
| | \$ 9,324,400 | \$ 8,074,400 |
| | 114,288,800 | 113,279,400 |
| | <u>110,097,600</u> | <u>109,391,000</u> |
| | 1,295,300 | 1,457,100 |
| | <u>2,335,000</u> | <u>2,455,000</u> |
| | 1,348,900 | 1,311,700 |
| | <u>2,477,300</u> | <u>1,995,900</u> |
| | \$ 124,234,300 | \$ 121,916,300 |
| | 125,289,300 | 124,394,200 |
| | 116,943,200 | 116,031,200 |
| | \$ 116,159,900 | \$ 113,857,400 |
| | 8,346,000 | 8,363,000 |
| | \$ 8,074,400 | \$ 8,058,900 |
| | 8,346,000 | 8,363,000 |
| | \$ 8,074,400 | \$ 8,058,900 |
| | \$ -0- | \$ -0- |

1
2
3
4
5

SECTION 2. 20.005 (2) of the statutes is repealed and recreated to read:
20.005 (2) STATE BORROWING PROGRAM SUMMARY. The following schedule sets forth the state borrowing program summary: [See Figures 20.005 (2) (a) and (b) following]

****NOTE: The following schedules are from the 2001 budget bill from two years ago. They need to be updated with the 2003-05 figures.

SUMMARY OF BONDING AUTHORITY MODIFICATIONS
~~2001-03~~ FISCAL BIENNIUM

2003-05

Source and Purpose

Amount

GENERAL OBLIGATIONS

| | |
|--|-------------------------|
| Administration | |
| Educational communications facilities | \$ 8,658,100 |

Agriculture, Trade and Consumer Protection

Soil and water

\$ 7,000,000

Building Commission

~~Housing state departments and agencies~~

~~76,956,500~~

~~Project contingencies~~

~~8,819,100~~

~~Capital equipment acquisition~~

~~10,469,000~~

~~Other public purposes~~

~~148,331,500~~

Refunding tax-supported and self-amortizing general obligation debt incurred before June 30, 2005 350,000,000

Corrections
Correctional facilities

93,015,600

Educational Communications Board

Educational communications facilities

14,200,000

(Transfer to Department of Administration)

-8,658,100

Environmental Improvement Program

Clean water fund program

85,000,000

Health and Family Services

Mental health and secure treatment facilities

2,617,200

Medical College of Wisconsin

Refunding
general obligation debt

| Source and Purpose | Amount |
|--|------------|
| Biomedical research and technology incubator | 25,000,000 |
| Military Affairs | |
| Armories and military facilities | 2,004,600 |

Natural Resources

| | |
|--|---------------------------------|
| Nonpoint source grants | 19,000,000 9,546,800 |
| Urban nonpoint source cost sharing | 4,700,000 |
| Municipal flood control and riparian restoration | 9,000,000 |
| Environmental repair | 6,000,000 6,000,000 |
| Pollution abatement and sewage collection facilities | 8,956,400 |
| Segregated revenue supported facilities | 7,199,800 |
| Environmental segregated fund supported administrative facilities | 3,719,500 |

| | |
|---|------------|
| State Fair Park | |
| Board facilities | 700,000 |
| Self-amortizing facilities | 1,000,000 |
| Technology for Educational Achievement in Wisconsin Board | |
| Public library educational technology infrastructure financial assistance - wiring | -5,000,000 |
| Public library educational technology infrastructure financial assistance - communications hardware | 5,000,000 |

Transportation

| | |
|------------------------------------|-----------|
| Harbor improvements | 3,000,000 |
| Rail acquisitions and improvements | 4,500,000 |

| | |
|--------------------------------|-------------|
| University of Wisconsin System | |
| Academic facilities | 139,297,200 |
| Self-amortizing facilities | 214,018,900 |

Refunding bonds

175,000,000

Source and Purpose

Amount

Veterans Affairs

~~Self-amortizing mortgage loans~~

~~100,840,000~~

~~Self-amortizing facilities~~

~~73,579,800~~

TOTAL General Obligation Bonds

\$ ~~989,518,400~~

559,746,800

REVENUE OBLIGATIONS

Commerce

PECFA

115,000,000

~~100,000,000~~

Environmental Improvement Program

Clean water fund program

259,670,000

~~100,600,000~~

1,163,335,500

Transportation

Major highway projects, *Marquette Interchanges, state highway rehabilitation*

~~805,882,200~~

~~3,888,005,500~~

TOTAL Revenue Obligation Bonds

\$ ~~506,582,000~~

506,582,000

GRAND TOTAL Bonding Authority Modifications

\$ ~~1,496,094,400~~

~~4,480,752,300~~

4,447,752,300

Figure 20.005 (2) (b)

GENERAL OBLIGATION AND
BUILDING CORPORATION DEBT SERVICE
FISCAL YEARS 2001-02 AND 2002-03

| STATUTE, AGENCY AND PURPOSE | SOURCE | 2001-02 | 2002-03 |
|--|--------|-----------|-----------|
| <i>20.115 Agriculture, trade and consumer protection, department of</i> | | | |
| (2) (d) Principal repayment and interest | GPR | \$ 18,800 | \$ 18,800 |
| (7) (b) Principal repayment and interest, conservation enhancement reserve | GPR | 209,600 | 2,305,700 |
| (7) (f) Principal repayment and interest; soil and water | GPR | 266,600 | 434,300 |

IGNORE THIS

Administration
Unfunded prior service liability obligations
Tobacco settlement bond purchase program
\$ 750,000,000
1,600,000,000

| Source and Purpose | Amount |
|--|-------------------------|
| Veterans Affairs | |
| Self-amortizing mortgage loans | 100,340,000 |
| Self-amortizing facilities | <u>13,579,900</u> |
| TOTAL General Obligation Bonds | \$ 989,512,400 |
| REVENUE OBLIGATIONS | |
| Commerce | |
| PECFA | \$ 100,000,000 |
| Environmental Improvement Program | |
| Clean water fund program | 100,600,000 |
| Transportation | |
| Major highway projects | <u>305,982,200</u> |
| TOTAL Revenue Obligation Bonds | \$ 506,582,000 |
| GRAND TOTAL Bonding Authority Modifications | \$ 1,496,094,400 |

IGNORE THIS

1
2
3

Figure: 20.005 (2) (b)

**GENERAL OBLIGATION AND
BUILDING CORPORATION DEBT SERVICE
FISCAL YEARS ~~2001-02 AND 2002-03~~**

| STATUTE, AGENCY AND PURPOSE | SOURCE | 2001-02 2003-04 | 2002-03 2004-05 |
|--|--------|--------------------------------|-----------------------------------|
| <i>20.115 Agriculture, trade and consumer protection, department of</i> | | | |
| (2) (d) Principal repayment and interest | GPR | \$ 18,900 18,800 | \$ 17,100 18,800 |
| (7) (b) Principal repayment and interest, conservation enhancement reserve | GPR | 1,560,300 209,600 | 4,140,000 2,305,700 |
| (7) (f) Principal repayment and interest; soil and water | GPR | 502,400 266,600 | 696,100 434,300 |

*

| STATUTE, AGENCY AND PURPOSE | SOURCE | 2003-04 2001-02 | 2004-05 2002-03 |
|---|--------|--------------------------------------|--|
| 20.190 State fair park board | | | |
| (1) (c) Housing facilities principal repayment, interest and rebates | GPR | 927,200 892,800 | 926,000 891,200 |
| (1) (d) Principal repayment and interest | GPR | 571,800 224,700 | 1,013,500 545,400 |
| 20.225 Educational communications board | | | |
| (1) (c) Principal repayment and interest | GPR | 1,453,900 923,800 | 2,011,300 2,011,300 1,006,100 |
| 20.245 Historical society | | | |
| (1) (e) Principal repayment, interest and rebates | GPR | 1,259,800 1,305,000 | 1,210,200 1,262,900 |
| 20.250 Medical College of Wisconsin | | | |
| (1) (c) Principal repayment, interest and rebates | GPR | - 0 - | 1,405,700 |
| (1) (e) Principal repayment and interest | GPR | 158,800 158,600 | 158,700 158,700 |
| 20.255 Public instruction, department of | | | |
| (1) (d) Principal repayment and interest | GPR | 1,229,600 1,184,600 | 1,123,700 1,084,800 |
| 20.275 Technology for educational achievement in Wisconsin board | | | |
| (1) (er) Principal, interest and rebates; general purpose revenue - public library boards | GPR | - 0 - 33,400 | - 0 - 249,000 |
| (1) (es) Principal, interest and rebates; general purpose revenue - school boards | GPR | - 0 - 2,747,000 | - 0 - 4,038,000 |
| 20.285 University of Wisconsin System | | | |
| (1) (d) Principal repayment and interest | GPR | 100,798,400 94,580,700 | 101,057,700 90,940,900 |
| 20.320 Environmental improvement program | | | |
| (1) (c) Principal repayment and interest - clean water fund program | GPR | 33,950,200 29,236,200 | 37,989,700 32,739,900 |
| (2) (c) Principal repayment and interest - safe drinking water loan program | GPR | 1,450,800 1,265,400 | 1,711,800 1,957,500 |

IWS B

IWS C

biomedical research and technology incubator

| STATUTE, AGENCY AND PURPOSE | SOURCE | 2003-04 2001-02 | 2004-05 2002-03 |
|--|----------------|-------------------------------------|-------------------------------------|
| 20.370 Natural resources, department of | | | |
| (7) (aa) Resource acquisition and development - principal repayment and interest | GPR | 26,702,900 19,967,400 | 30,162,700 27,468,500 |
| (7) (ca) Principal repayment and interest - nonpoint source grants | GPR | 4,629,900 3,223,300 | 5,844,700 3,637,300 |
| (7) (cb) Principal repayment and interest - pollution abatement bonds | GPR | 57,109,900 64,613,300 | 51,506,300 59,597,000 |
| (7) (cc) Principal repayment and interest - combined sewer overflow; pollution abatement bonds | GPR | 16,563,500 17,313,600 | 16,576,100 17,157,100 |
| (7) (cd) Principal repayment and interest - municipal clean drinking water grants | GPR | 1,136,800 845,900 | 1,394,400 830,800 |
| (7) (ce) Principal repayment and interest - nonpoint source | GPR | 181,000 146,200 | 181,000 146,900 |
| (7) (cf) Principal repayment and interest - urban nonpoint source cost-sharing | GPR | 832,800 323,600 | 1,314,000 544,400 |
| (7) (da) Principal repayment and interest - municipal flood control and riparian restoration cost-sharing | GPR | -0- | -0- |
| (7) (ea) Administrative facilities - principal repayment and interest | GPR | 565,000 533,100 | 621,300 630,100 |
| 20.395 Transportation, department of | | | |
| (6) (af) Principal repayment and interest, local roads for job preservation, state funds | GPR | 168,900 0 | 168,900 57,700 |
| 20.410 Corrections, department of | | | |
| (1) (e) Principal repayment and interest | GPR | 71,027,900 66,375,600 | 67,497,300 72,628,400 |
| (3) (e) Principal repayment and interest | GPR | 4,600,000 4,270,200 | 4,496,600 4,269,600 |

JWS
D
JWS
"KA"
X
X

~~(7) (da) Principal repayment and interest - municipal flood control and riparian restoration cost-sharing~~

JWS
DM

| STATUTE, AGENCY AND PURPOSE | SOURCE | 2003-04 2001-02 | 2004-05 2002-03 |
|---|--------|--|--|
| 20.435 Health and family services, department of | | | |
| (2) (ee) Principal repayment and interest | GPR | 12,078,900 12,094,600 | 11,848,400 12,146,100 |
| (6) (e) Principal repayment and interest | GPR | 59,800 74,700 | 54,300 68,400 |
| 20.465 Military affairs, department of | | | |
| (1) (d) Principal repayment and interest | GPR | 3,368,600 3,111,100 | 3,413,600 2,882,100 |
| 20.485 Veterans affairs, department of | | | |
| (1) (f) Principal repayment and interest | GPR | 1,511,900 1,403,300 | 1,421,200 1,327,900 |
| 20.505 Administration, department of | | | |
| (5) (c) Principal repayment and interest; Black Point Estate | GPR | 45,000 9,000 | 112,600 61,200 |
| 20.855 Miscellaneous appropriations | | | |
| (8) (a) Dental clinic and education facility; principal repayment, interest and rebates | GPR | 973,100 112,000 | 974,800 764,200 |
| 20.867 Building commission | | | |
| (1) (b) Principal repayment and interest; capitol and executive residence | GPR | 12,362,900 3,797,200 | 15,407,200 3,754,100 |
| (3) (a) Principal repayment and interest | GPR | 19,684,600 27,757,700 | 37,202,900 42,055,300 |
| (3) (b) Principal repayment and interest | GPR | 1,864,000 121,900 | 2,865,400 413,900 |
| (3) (bp) Principal repayment, interest and rebates | GPR | 56,300 -6,000 | 84,500 40,800 |
| (3) (br) Principal repayment, interest and rebates | GPR | 79,900 51,900 | 80,400 86,200 |
| TOTAL General Purpose Revenue Debt Service | | 384,939,800 \$359,286,500 | 413,528,900 \$388,293,800 |
| 20.190 State Fair Park Board | | | |
| (1) (j) State fair principal repayment; interest and rebates | PR | 3,913,500 \$ 2,413,300 | 6,046,800 \$ 2,970,500 |

JWS E

JWS F

JWS G

JWS H

INS I

| STATUTE, AGENCY AND PURPOSE | SOURCE | 2003-04 2001-02 | 2004-05 2002-03 |
|---|--------|-------------------------------------|-------------------------------------|
| 20.225 Educational communications board | | | |
| (1) (i) Program revenue facilities; principal repayment, interest and rebates | PR | -0- | -0- |
| 20.245 Historical society | | | |
| (1) (j) Self-amortizing facilities; principal repayment, interest and rebates | PR | 157,800 5,400 | 248,900 73,600 |
| 20.275 Technology for educational achievement in Wisconsin board | | | |
| (1) (h) Principal, interest and rebates; program revenue - schools | PR | -0- 2,418,300 | -0- 2,421,800 |
| (1) (hb) Principal, interest and rebates; program revenue - public library boards | PR | -0- 23,800 | -0- 23,800 |
| 20.285 University of Wisconsin System | | | |
| (1) (ih) State laboratory of hygiene; principal repayment and interest | PR | -0- | -0- |
| (1) (kd) Principal repayment, interest and rebates | PR-S | 36,095,700 30,408,200 | 46,895,300 32,339,100 |
| (1) (ke) Lease rental payments | PR-S | -0- | -0- |
| (1) (km) Aquaculture demonstration facility, principal repayment and interest | PR-S | -0- | -0- |
| 20.410 Corrections, department of | | | |
| (1) (ko) Prison industries principal repayment, interest and rebates | PR-S | 270,000 309,600 | 517,400 567,900 |
| 20.485 Veterans Affairs, department of | | | |
| (1) (go) Self-amortizing housing facilities; principal repayment and interest | PR | 1,030,900 390,800 | 2,211,300 934,300 |
| 20.505 Administration, department of | | | |
| (5) (g) Principal repayment, interest and rebates; parking | PR | 1,762,100 1,253,400 | 1,763,600 1,252,400 |
| (5) (kc) Principal repayment, interest and rebates | PR-S | 16,769,500 13,583,500 | 16,281,700 12,945,000 |

INS
J

→

INS
"K"
"KA"

→

| STATUTE, AGENCY AND PURPOSE | SOURCE | 2003-04 2001-02 | 2004-05 2002-03 |
|--|--------|---------------------------------------|---------------------------------------|
| (9) (h) Lease payments for educational broadcasting facilities | PR | -0- | 0 |
| 20.867 Building commission | | | |
| (3) (g) Principal repayment, interest and rebates; program revenues | PR | -0- | -0- |
| (3) (h) Principal repayment, interest and rebates | PR | -0- | -0- |
| (3) (i) Principal repayment, interest and rebates; capital equipment | PR | 145,300 | 191,300 |
| TOTAL Program Revenue Debt Service | | \$50,804,300 63,423,300 | \$53,528,400 79,341,400 |
| 20.320 Environmental improvement program | | | |
| (1) (t) Principal repayment and interest - clean water fund program bonds | SEG | \$ 6,000,000 | \$ 6,000,000 |
| (1) (u) Principal repayment and interest - clean water fund program revenue obligation repayment | SEG | -0- | -0- |
| 20.370 Natural resources, department of | | | |
| (7) (aq) Resource acquisition and development - principal repayment and interest | SEG | 233,000 236,800 | 233,400 232,600 |
| (7) (ar) Dam repair and removal - principal repayment and interest | SEG | 426,400 335,400 | 509,500 387,700 |
| (7) (at) Recreation development - principal repayment and interest | SEG | -0- | -0- |
| (7) (au) State forest acquisition and development - principal repayment and interest | SEG | 8,000,000 | 4,000,000 8,000,000 |
| (7) (bq) Principal repayment and interest - remedial action | SEG | 3,203,700 2,400,000 | 3,771,600 2,700,000 |

| STATUTE, AGENCY AND PURPOSE | SOURCE | 2003-04 2001-02 | 2004-05 2002-03 |
|---|--------|------------------------------|------------------------------|
| (7) (eq) Administrative facilities – principal repayment and interest | SEG | 1,747,700 1,586,800 | 2,208,800 1,834,700 |
| (7) (er) Administrative facilities – principal repayment and interest; environmental fund | SEG | 253,400 69,800 | 487,700 157,500 |
| 20.395 Transportation, department of | | | |
| (6) (aq) Principal repayment and interest, transportation facilities, state funds | SEG | 4,421,500 5,530,000 | 4,841,800 5,660,400 |
| (6) (ar) Principal repayment and interest, buildings, state funds | SEG | 112,100 282,800 | 62,000 255,100 |
| 20.485 Veterans affairs, department of | | | |
| (3) (t) Debt service | SEG | 81,019,900 78,144,900 | 81,370,000 84,078,700 |
| (3) (v) Revenue obligation prepayment | SEG | -0- | -0- |
| (4) (qm) Repayment of principal and interest | SEG | 103,600 84,100 | 99,700 83,600 |
| 20.867 Building commission | | | |
| (3) (q) Principal repayment and interest; segregated revenues | SEG | -0- | -0- |
| TOTAL Segregated Revenue Debt Service | | \$102,671,200 105,521,300 | \$105,390,300 107,584,500 |
| GRAND TOTAL All Debt Service | | \$530,530,000 553,884,400 | \$568,780,100 609,454,800 |

JWS
✓

1 SECTION 3. 20.005 (3) of the statutes is repealed and recreated to read:
 2 20.005 (3) APPROPRIATIONS. The following schedule sets forth all annual,
 3 biennial, and sum certain continuing appropriations and anticipated expenditures
 4 from other appropriations for the programs and other purposes indicated. All
 5 appropriations are made from the general fund unless otherwise indicated. The
 6 letter abbreviations shown designating the type of appropriation apply to both fiscal
 7 years in the schedule unless otherwise indicated. [See Figure 20.005 (3) following]

FY 2003-2005 All Funds Compensation Reserve Summary

Updated 2/14/03 10:04 AM

*IWS
A*

| | FY 2004 | FY 2005 | |
|--------------------------|--------------------|--------------------|--|
| General Purpose Revenue | \$ 115,812,900 | \$ 176,359,600 | From GPR Sum Page |
| Federal Revenue | 29,559,200 | 45,012,600 | |
| Program | 25,502,400 | 38,835,000 | Non-GPR total * Fund Source % From Below |
| Segregated | 4,056,800 | 6,177,600 | Non-GPR total * Fund Source % From Below |
| Program Revenue | 88,926,600 | 135,417,200 | |
| State <i>Non Service</i> | 81,650,600 | 124,337,300 | Non-GPR total * Fund Source % From Below |
| Service | 7,276,000 | 11,079,900 | Non-GPR total * Fund Source % From Below |
| Segregated Revenues - | 17,852,200 | 27,185,300 | |
| State <i>non service</i> | 17,811,600 | 27,123,400 | Non-GPR total * Fund Source % From Below |
| Local | - | - | Non-GPR total * Fund Source % From Below |
| Service | 40,600 | 61,900 | Non-GPR total * Fund Source % From Below |
| GRAND TOTAL | 252,150,900 | 383,974,700 | GPR divided by 45.93% (GPR split) |
| Non-GPR Total | 136,338,000 | 207,615,100 | Grand Total Less GPR |
| Check Totals | 252,150,900 | 383,974,700 | |
| Error | - | - | |

All Funds 03-05 Adjusted Base - Permanent and Project Salaries (B-2 from Vicky 2/14/03)

| | Perm. Salary | Proj. Salary | Total | |
|--------------------------------|---------------|--------------|----------------------|----------------|
| General Purpose Revenue | 1,302,678,800 | 4,950,000 | 1,307,628,800 | |
| Federal Revenue | | | | |
| Program | 326,075,900 | 3,419,100 | 329,495,000 | 21.68% |
| Segregated | 52,027,200 | 386,900 | 52,414,100 | 18.71% |
| Program Revenue | | | | |
| State | 1,051,335,900 | 3,601,100 | 1,054,937,000 | 2.98% |
| Service | 93,527,400 | 479,700 | 94,007,100 | 65.23% |
| Segregated Revenues | | | | |
| State | 229,656,000 | 471,800 | 230,127,800 | 13.09% |
| Local | - | - | - | 13.06% |
| Service | 525,100 | - | 525,100 | 0.00% |
| GRAND TOTAL - Non - GPR | | | 1,761,506,100 | 100.00% |
| GPR + Other Funds | | | 3,069,134,900 | |
| B-2 All Funds (check total) | 3,055,826,300 | 13,308,600 | 3,069,134,900 | |
| Error | - | - | - | |

LOTTERY FUND SUMMARY

| | FY2003-04 | FY2004-05 |
|--|--------------------|-------------------|
| Gross Revenue | | |
| Ticket Sales | → \$ 417,198,100 → | \$ 418,049,000 |
| Miscellaneous Revenue | 100,600 | 100,600 |
| Total Gross Revenue | → \$ 417,298,700 → | \$ 418,149,600 |
| Expenses | | |
| Prizes | 238,113,600 | 238,701,200 |
| Total Administration | <u>64,896,300</u> | <u>66,169,000</u> |
| Total Expenses | 303,009,900 | 304,870,200 |
| Net Proceeds | 114,288,800 | 113,279,400 |
| Total Available for Property Tax Relief | | |
| Opening Balance | 8,256,300 | 8,346,000 |
| Net Proceeds | 114,288,800 | 113,279,400 |
| Interest Earnings | 1,395,300 | 1,457,100 |
| Gaming Revenue | <u>1,348,900</u> | <u>1,311,700</u> |
| | 125,289,300 | 124,394,200 |
| Property Tax Relief | 116,943,300 | 116,031,200 |
| Gross Closing Balance Reserve | 8,346,000 | 8,363,000 |
| | <u>8,346,000</u> | <u>8,363,000</u> |
| Net Closing Balance | 0 | 0 |

GO Debt Service Re-Estimate 2/14/01

| | | | | | |
|----------|--------------------------|---|-----|--------------------|--------------------|
| JWS H | 20.867(3)(b) | Principal repayment and interest | GPR | 1,864,000 | 2,865,400 |
| | 20.867(3)(bm) | Principal repayment, interest, and rebates; HF Academy, Inc. | GPR | 126,700 | 126,700 |
| JWS I | 20.867(3)(bp) | Principal repayment, interest and rebates | GPR | 56,300 | 84,500 |
| | 20.867(3)(br) | Principal repayment, interest and rebates | GPR | 79,900 | 80,400 |
| | 20.867(3)(bt) | Principal repayment, interest, and rebates; Discovery Place Museum | GPR | 56,300 | 84,500 |
| | 20.867(3)(c) | Lease rental payments | GPR | 0 | 0 |
| | 20.867(3)(e) | Principal repayment, interest and rebates; parking ramp | GPR | 0 | 0 |
| | TOTAL | General Purpose Revenue Debt Service | | 384,939,800 | 413,528,900 |
| | 20.190 | State Fair Park Board | | | |
| | 20.190(1)(j) | State fair principal repayment; interest and rebates | PR | 3,912,500 | 6,046,800 |
| | 20.225 | Educational Communications Board | | | |
| | 20.225(1)(i) | Program revenue facilities; principal repayment, interest, and rebates | PR | 0 | 0 |
| | 20.245 | Historical Society | | | |
| | 20.245(1)(j) | Self-amortizing facilities; principal repayment, interest, and rebates | PR | 157,800 | 248,900 |
| JWS S | 20.255 | Public Instruction, department of | | | |
| | 20.255(4)(h) | Principal, interest, and rebates; program revenue - schools | PR | 3,206,800 | 4,487,000 |
| | 20.255(4)(hb) | Principal, interest, and rebates; program revenue - public library boards | PR | 72,700 | 158,200 |
| | 20.275 | Technology for educational achievement in Wisconsin Board | | | |
| | 20.275(1)(h) | Principal, interest and rebates; program revenue - schools | PR | 0 | 0 |
| | 20.275(1)(hb) | Principal, interest and rebates; program revenue - public library boards | PR | 0 | 0 |
| | 20.285 | University of Wisconsin System | | | |
| | 20.285(1)(ih) | State laboratory of hygiene; principal repayment and interest | PR | 0 | 0 |
| | 20.285(1)(kd) | Principal repayment, interest and rebates | PRS | 36,095,700 | 46,895,300 |
| | 20.285(1)(ke) | Lease rental payments | PRS | 0 | 0 |
| JWS K | 20.370 | Natural Resources, department of | | | |
| | 20.370(7)(ag) | Land acquisition - principal repayment and interest | PR | 0 | 0 |
| | 20.410 | Corrections, Department of | | | |
| | 20.410(1)(ko) | Prison Industries principal repayment, interest and rebates | PRS | 270,000 | 517,400 |
| | 20.485 | Veterans Affairs, Department of | | | |
| | 20.485(1)(go) | Self-amortizing housing facilities; principal repayment and interest | PR | 1,030,900 | 2,211,300 |
| | 20.505 | Administration, Department of | | | |
| | 20.505(5)(g) | Principal repayment, interest and rebates; parking | PRS | 1,762,100 | 1,763,600 |
| | 20.505(5)(kc) | Principal repayment, interest and rebates | PRS | 16,769,500 | 16,821,700 |
| | 20.867 | Building Commission | | | |
| | 20.867(3)(g) | Principal repayment, interest and rebates; program revenues | PR | 0 | 0 |
| | 20.867(3)(h) | Principal repayment, interest and rebates | PR | 0 | 0 |
| | 20.867(3)(i) | Principal repayment, interest and rebates; capital equipment | PR | 145,300 | 191,200 |
| | TOTAL | Program Revenue/Program Revenue Service Debt Service | | 63,423,300 | 79,341,400 |
| | 20.320 | Environmental improvement program | | | |
| | 20.320(1)(t) | Principal repayment, interest - clean water fund program bonds | SEG | 6,000,000 | 6,000,000 |
| | 20.320(1)(u) | Principal repayment, interest - clean water fund program revenue obligation repayment | SEG | 0 | 0 |
| | 20.370 | Natural Resources, Department of | | | |
| | 20.370(7)(aq) | Resource acquisition and development - principal repayment and interest | SEG | 233,000 | 233,400 |
| | 20.370(7)(ar) | Dam repair and removal - principal repayment and interest | SEG | 426,400 | 509,500 |
| | 20.370(7)(at) | Recreation development - principal repayment and interest | SEG | 0 | 0 |
| | 20.370(7)(au) | State forest acquisition and development - principal repayment and interest | SEG | 8,000,000 | 8,000,000 |
| | 20.370(7)(bq) | Principal repayment and interest - remedial action | SEG | 3,203,700 | 3,771,600 |
| | 20.370(7)(eq) | Administrative facilities - principal repayment and interest | SEG | 1,747,700 | 2,208,800 |
| | 20.370(7)(er) | Administrative facilities - principal repayment and interest; environmental fund | SEG | 253,400 | 487,700 |
| | 20.395 | Transportation, Department of | | | |
| | 20.395(6)(aq) | Principal repayment and interest, transportation facilities, state funds | SEG | 4,421,500 | 4,841,800 |
| | 20.395(6)(ar) | Principal repayment and interest, buildings, state funds | SEG | 112,100 | 62,000 |
| | 20.485 | Veterans Affairs, Department of | | | |
| | 20.485(3)(t) | Debt service | SEG | 81,019,900 | 81,370,000 |
| | 20.485(3)(v) | Revenue obligation repayment | SEG | 0 | 0 |
| | 20.485(4)(qm) | Repayment of principal and interest | SEG | 103,600 | 99,700 |
| JWS L | 20.866 | Public Debt | | | |
| | 20.866(1)(u) | Principal repayment and interest | SEG | 0 | 0 |
| | 20.867 | Building Commission | | | |
| | 20.867(3)(q) | Principal repayment and interest; segregated revenues | SEG | 0 | 0 |
| | TOTAL | Segregated Revenue Debt Service | | 105,521,300 | 107,584,500 |
| | GRAND TOTAL | All Debt Service | | 553,884,400 | 600,454,800 |

1
2
3

Figure: 20.005 (1)

GENERAL FUND SUMMARY

| | 2003-04 | 2004-05 |
|---|---|---|
| Opening Balance, July 1 | \$ -292,172,300 | \$ ^{35,354,100} 85,367,000 |
| Revenues and Transfers | | |
| Estimated Taxes | \$10,746,900,000 | \$11,350,900,000 |
| Estimated Departmental Revenues | | |
| <i>New</i> Tribal Gaming Revenues | 112,000,000 | 125,000,000 |
| <i>Indent</i> Other | <u>218,843,900</u> | <u>227,677,100</u> |
| Total Available | \$10,785,571,600 | \$11,738,944,100 11,738,931,200 |
| Appropriations, Transfers and Reserves | | |
| Gross Appropriations | \$10,783,708,900 | \$11,678,898,200 |
| Compensation Reserves | ^{115,812,900} (115,800,000) | ^{176,359,600} (176,400,000) |
| Transfer to Tobacco Control Fund | 15,345,100 | 15,345,100 |
| Less Estimated Lapses | <u>-164,649,400</u> | <u>-171,873,700</u> |
| Total Expenditures | \$10,750,204,600 10,750,217,500 | \$11,698,769,600 11,698,729,200 |
| Balances | | |
| Gross Balance | \$ ^{35,354,100} (35,367,000) | \$ ^{40,202,000} (40,174,500) |
| Less Required Statutory Balance | <u>-35,000,000</u> | <u>-40,000,000</u> |
| Net Balance, June 30 | \$ ^{354,100} (367,000) | \$ ^{202,000} (174,500) |
| Structural Balance | \$ ^{327,539,300} (327,526,400) | \$ ^{4,807,500} 4,847,900 |

SUMMARY OF APPROPRIATIONS — ALL FUNDS

| | 2003-04 | 2004-05 |
|-------------------------|------------------|------------------|
| General Purpose Revenue | \$11,578,951,600 | \$11,670,350,400 |
| Federal Revenue | | |

| | 2003-04 | 2004-05 |
|--------------|-----------------------|-----------------------|
| Service | 40,600 | 61,900 |
| TOTAL | \$ 252,150,900 | \$ 383,974,700 |

LOTTERY FUND SUMMARY

| | 2003-04 | 2004-05 |
|--|--|--|
| Gross Revenue | | |
| Ticket Sales | \$ 417,198,100 | \$ 418,049,000 |
| Miscellaneous Revenue | <u>100,600</u> | <u>100,600</u> |
| | \$ 417,298,700 | \$ 418,149,600 |
| Expenses | | |
| Prizes | \$ 238,113,600 | \$ 238,701,200 |
| Administrative Expenses | 64,958,700 <u>64,896,300</u> | 66,237,200 <u>66,169,000</u> |
| | \$ 303,009,900 303,072,300 | \$ 304,870,200 304,938,400 |
| Net Proceeds | \$ 114,288,800 114,266,400 | \$ 113,279,400 113,211,200 |
| Total Available for Property Tax Relief | | |
| Opening Balance | \$ 8,256,300 | \$ 8,346,000 |
| Net Proceeds | 114,288,800 114,226,400 | 113,279,400 113,211,200 |
| Interest Earnings | 1,395,300 | 1,457,100 |
| Gaming-Related Revenue | <u>1,348,900</u> | <u>1,311,700</u> |
| | \$ 125,289,300 125,226,400 | \$ 124,394,200 124,326,000 |
| Property Tax Relief | \$ 116,943,300 116,880,900 | \$ 116,031,200 115,963,000 |

Handwritten notes:
 ?
 ?
 ?
 Delete
 6
 last session
 check
 ask JTK
 N.B.B.
 N.B.B.
 N.B.B.

| | 2003-04 | 2004-05 |
|-------------------------------|--------------------|--------------------|
| Program Revenue | 4,759,271,300 | 4,833,602,200 |
| Segregated Revenue | <u>716,680,000</u> | <u>745,123,600</u> |
| | \$ 5,475,951,300 | \$ 5,578,725,800 |
| Program Revenue Nonservice | 2,293,638,000 | 2,352,071,600 |
| State Service | <u>729,931,100</u> | <u>723,413,200</u> |
| | \$ 3,023,569,100 | \$ 3,075,484,800 |
| Segregated Revenue State | 2,968,116,600 | 2,713,296,900 |
| Local | 72,740,300 | 72,081,200 |
| Service | <u>160,654,400</u> | <u>165,381,100</u> |
| | \$ 3,201,511,300 | \$ 2,950,759,200 |
| GRAND TOTAL | \$23,279,983,300 | \$23,275,320,200 |

SUMMARY OF COMPENSATION RESERVES — ALL FUNDS

| | 2003-04 | 2004-05 |
|-------------------------|----------------|----------------|
| General Purpose Revenue | \$ 115,812,900 | \$ 176,359,600 |
| Federal Revenue | 29,559,200 | 45,012,600 |
| Program ✓ | 25,502,400 | 38,835,000 |
| Segregated ✓ | 4,056,800 | 6,177,600 |
| Program Revenue | 88,926,600 | 135,417,200 |
| Nonservice ✓ | 81,650,600 | 124,337,300 |
| Service ✓ | 7,276,000 | 11,079,900 |
| Segregated Revenue | 17,852,200 | 27,185,300 |
| State ✓ | 17,811,600 | 27,123,400 |
| Local ✓ | | |

Handwritten notes:
 ?
 change to zeros
 yes

GO Debt Service Re-Estimate 2/14/01

Figure 20.005 (2) (b)

General Obligation Debt Service
Fiscal Years 2003-04 and 2004-05

| Statute, Agency and Purpose | Source | 2003-04 | 2004-05 |
|--|--------|-------------|-------------|
| 20.115 Agriculture, Trade and Consumer Protection | | | |
| 20.115(2)(d) Principal repayment and interest | GPR | 18,900 | 17,100 |
| 20.115(7)(b) Principal repayment and interest, conservation enhancement reserve | GPR | 1,560,300 | 4,140,000 |
| 20.115(7)(f) Principal repayment and interest; soil and water | GPR | 502,400 | 696,100 |
| 20.190 State Fair Park Board | | | |
| 20.190(1)(c) Housing facilities principal repayment, interest and rebates | GPR | 927,200 | 926,000 |
| 20.190(1)(d) Principal repayment and interest | GPR | 571,800 | 1,013,500 |
| 20.225 Educational Communications Board | | | |
| 20.225(1)(c) Principal repayment and interest | GPR | 1,453,900 | 2,011,300 |
| 20.245 Historical Society | | | |
| 20.245(1)(e) Principal repayment, interest, and rebates | GPR | 1,259,800 | 1,210,200 |
| 20.250 Medical College of Wisconsin | | | |
| 20.250(1)(c) Principal repayment, interest and rebates; biomedical research and technology incubator | GPR | 0 | 1,405,700 |
| 20.250(1)(e) Principal repayment and interest | GPR | 158,800 | 158,700 |
| 20.255 Public Instruction, Department of | | | |
| 20.255(1)(d) Principal repayment and interest | GPR | 1,229,600 | 1,123,700 |
| 20.255(4)(er) Principal, interest & rebates; general purpose revenue - public library boards | GPR | 73,900 | 159,500 |
| 20.255(4)(es) Principal, interest, and rebates; general purpose revenue - schools | GPR | 5,197,200 | 6,467,800 |
| 20.275 Technology for educational achievement in Wisconsin Board | | | |
| 20.275(1)(er) Principal, interest and rebates; general purpose revenue - public library boards | GPR | 0 | 0 |
| 20.275(1)(es) Principal, interest and rebates; general purpose revenue - schools | GPR | 0 | 0 |
| 20.285 University of Wisconsin System | | | |
| 20.285(1)(d) Principal repayment and interest | GPR | 100,798,400 | 101,057,700 |
| 20.285(1)(db) Self-amortizing facilities principal and interest | GPR | 0 | 0 |
| 20.285(1)(fh) State laboratory of hygiene; principal repayment and interest | GPR | 0 | 0 |
| 20.320 Environmental Improvement program | | | |
| 20.320(1)(c) Principal repayment and interest - clean water fund program | GPR | 33,950,200 | 37,989,700 |
| 20.320(2)(c) Principal repayment and interest - safe drinking water loan program | GPR | 1,450,800 | 1,711,800 |
| 20.370 Natural Resources, Department of | | | |
| 20.370(7)(aa) Resource acquisition and development - principal repayment and interest | GPR | 26,702,900 | 30,162,700 |
| 20.370(7)(ac) Principal repayment and interest - recreational boating bonds | GPR | 0 | 0 |
| 20.370(7)(ba) Debt service - remedial action | GPR | 0 | 0 |
| 20.370(7)(ca) Principal repayment and interest - nonpoint source grants | GPR | 4,629,900 | 5,844,700 |
| 20.370(7)(cb) Principal repayment and interest - pollution abatement bonds | GPR | 57,109,900 | 51,508,300 |
| 20.370(7)(cc) Principal repayment and interest - combined sewer overflow; pollution abatement bonds | GPR | 16,583,500 | 16,576,100 |
| 20.370(7)(cd) Principal repayment and interest - municipal clean drinking water grants | GPR | 1,136,800 | 1,394,400 |
| 20.370(7)(ce) Principal repayment and interest - nonpoint source compliance | GPR | 181,000 | 181,000 |
| 20.370(7)(cf) Principal repayment and interest - urban nonpoint source cost-sharing | GPR | 832,800 | 1,314,000 |
| 20.370(7)(ea) Administrative facilities - principal repayment and interest | GPR | 565,000 | 621,300 |
| 20.395 Transportation, Department of | | | |
| 20.395(6)(af) Principal repayment and interest, local roads for job preservation, state funds | GPR | 168,900 | 168,900 |
| 20.410 Corrections, Department of | | | |
| 20.410(1)(e) Principal repayment and interest | GPR | 71,027,900 | 67,497,800 |
| 20.410(1)(ec) Prison industries principal, interest and rebates | GPR | 0 | 0 |
| 20.410(3)(e) Principal repayment and interest | GPR | 4,600,000 | 4,496,900 |
| 20.435 Health and Family Services, Department of | | | |
| 20.435(2)(ee) Principal repayment and interest | GPR | 12,078,900 | 11,848,400 |
| 20.435(2)(ef) Lease rental payments | GPR | 0 | 0 |
| 20.435(6)(e) Principal repayment and interest | GPR | 59,800 | 54,300 |
| 20.465 Military Affairs, Department of | | | |
| 20.465(1)(d) Principal repayment and interest | GPR | 3,368,600 | 3,413,600 |
| 20.485 Veterans Affairs, Department of | | | |
| 20.485(1)(e) Lease rental payments | GPR | 0 | 0 |
| 20.485(1)(f) Principal repayment and interest | GPR | 1,511,900 | 1,421,200 |
| 20.505 Administration, Department of | | | |
| 20.505(5)(c) Principal repayment and interest; Black Point Estate | GPR | 45,000 | 112,600 |
| 20.855 Miscellaneous Appropriations | | | |
| 20.855(8)(a) Dental clinic and education facility; principal repayment, interest and rebates | GPR | 973,100 | 974,800 |
| 20.867 Building Commission | | | |
| 20.867(1)(a) Principal repayment and interest; housing of state agencies | GPR | 0 | 0 |
| 20.867(1)(b) Principal repayment and interest; capitol and executive residence | GPR | 12,362,900 | 15,407,200 |
| 20.867(3)(a) Principal repayment and interest | GPR | 19,684,600 | 37,202,900 |

JNS
B
JNS
E

JNSD

delete
(ba)

JNS
DM

JNSE

JNS F

JNS G

REVENUE

delete
par.
(ba)

GO Debt Service Re-Estimate 2/14/01

| | | | | |
|---------------|--|-----|--------------------|--------------------|
| 20.867(3)(b) | Principal repayment and interest | GPR | 1,864,000 | 2,865,400 |
| 20.867(3)(bm) | Principal repayment, interest, and rebates; HR Academy, Inc. | GPR | 126,700 | 126,700 |
| 20.867(3)(bp) | Principal repayment, interest and rebates | GPR | 56,300 | 84,300 |
| 20.867(3)(br) | Principal repayment, interest and rebates | GPR | 79,900 | 80,400 |
| 20.867(3)(bt) | Principal repayment, interest, and rebates; Discovery Place Museum | GPR | 56,300 | 84,500 |
| 20.867(3)(c) | Lease rental payments | GPR | 0 | 0 |
| 20.867(3)(e) | Principal repayment, interest and rebates; parking ramp | GPR | 0 | 0 |
| TOTAL | General Purpose Revenue Debt Service | | 384,939,800 | 413,528,900 |

| | | | | |
|--------------|--|----|-----------|-----------|
| 20.190 | State Fair Park Board | | | |
| 20.190(1)(i) | State fair principal repayment; interest and rebates | PR | 3,912,500 | 6,046,800 |
| 20.225 | Educational Communications Board | | | |
| 20.225(1)(i) | Program revenue facilities; principal repayment, interest, and rebates | PR | 0 | 0 |

| | | | | |
|--------------|--|----|---------|---------|
| 20.245 | Historical Society | | | |
| 20.245(1)(i) | Self-amortizing facilities; principal repayment, interest, and rebates | PR | 157,800 | 248,900 |

| | | | | |
|---------------|---|----|-----------|-----------|
| 20.255 | Public Instruction, Department of | | | |
| 20.255(4)(h) | Principal, interest, and rebates; program revenue - schools | PR | 3,206,800 | 4,487,000 |
| 20.255(4)(hb) | Principal, interest, and rebates; program revenue - public library boards | PR | 72,700 | 158,200 |

| | | | | |
|---------------|--|----|---|---|
| 20.275 | Technology for educational achievement in Wisconsin Board | | | |
| 20.275(1)(h) | Principal, interest and rebates; program revenue - schools | PR | 0 | 0 |
| 20.275(1)(hb) | Principal, interest and rebates; program revenue - public library boards | PR | 0 | 0 |

| | | | | |
|---------------|---|-----|------------|------------|
| 20.285 | University of Wisconsin System | | | |
| 20.285(1)(h) | State laboratory of hygiene; principal repayment and interest | PR | 0 | 0 |
| 20.285(1)(kd) | Principal repayment, interest and rebates | PRS | 36,095,700 | 46,895,300 |
| 20.285(1)(ke) | Lease rental payments | PRS | 0 | 0 |

| | | | | |
|---------------|---|----|---|---|
| 20.370 | Natural Resources, Department of | | | |
| 20.370(7)(ag) | Land acquisition - principal repayment and interest | PR | 0 | 0 |

| | | | | |
|---------------|---|-----|---------|--------|
| 20.410 | Corrections, Department of | | | |
| 20.410(1)(ko) | Prison Industries principal repayment, interest and rebates | PRS | 270,000 | 37,400 |

| | | | | |
|---------------|--|----|-----------|-----------|
| 20.485 | Veterans Affairs, Department of | | | |
| 20.485(1)(go) | Self-amortizing housing facilities; principal repayment and interest | PR | 1,030,900 | 2,211,300 |

| | | | | |
|---------------|--|-----|------------|------------|
| 20.505 | Administration, Department of | | | |
| 20.505(5)(g) | Principal repayment, interest and rebates; parking | PRS | 1,762,100 | 1,763,600 |
| 20.505(5)(kc) | Principal repayment, interest and rebates | PRS | 16,769,500 | 16,821,700 |

| | | | | |
|--------------|--|----|-------------------|-------------------|
| 20.867 | Building Commission | | | |
| 20.867(3)(g) | Principal repayment, interest and rebates; program revenues | PR | 0 | 0 |
| 20.867(3)(h) | Principal repayment, interest and rebates | PR | 0 | 0 |
| 20.867(3)(i) | Principal repayment, interest and rebates; capital equipment | PR | 145,300 | 191,200 |
| TOTAL | Program Revenue/Program Revenue Service Debt Service | | 63,423,300 | 79,341,400 |

| | | | | |
|--------------|---|-----|-----------|-----------|
| 20.320 | Environmental Improvement program | | | |
| 20.320(1)(i) | Principal repayment, interest - clean water fund program bonds | SEG | 6,000,000 | 6,000,000 |
| 20.320(1)(u) | Principal repayment, interest - clean water fund program revenue obligation repayment | SEG | 0 | 0 |

| | | | | |
|---------------|--|-----|-----------|-----------|
| 20.370 | Natural Resources, Department of | | | |
| 20.370(7)(aq) | Resource acquisition and development - principal repayment and interest | SEG | 233,000 | 233,400 |
| 20.370(7)(ar) | Dam repair and removal - principal repayment and interest | SEG | 426,400 | 509,500 |
| 20.370(7)(at) | Recreation development - principal repayment and interest | SEG | 0 | 0 |
| 20.370(7)(au) | State forest acquisition and development - principal repayment and interest | SEG | 8,000,000 | 8,000,000 |
| 20.370(7)(bq) | Principal repayment and interest - remedial action | SEG | 3,203,700 | 3,771,600 |
| 20.370(7)(eq) | Administrative facilities - principal repayment and interest | SEG | 1,747,700 | 2,208,800 |
| 20.370(7)(er) | Administrative facilities - principal repayment and interest; environmental fund | SEG | 253,400 | 487,700 |

| | | | | |
|---------------|--|-----|-----------|-----------|
| 20.395 | Transportation, Department of | | | |
| 20.395(6)(aq) | Principal repayment and interest, transportation facilities, state funds | SEG | 4,421,500 | 4,841,800 |
| 20.395(6)(ar) | Principal repayment and interest, buildings, state funds | SEG | 112,100 | 62,000 |

| | | | | |
|---------------|-------------------------------------|-----|------------|------------|
| 20.485 | Veterans Affairs, Department of | | | |
| 20.485(3)(i) | Debt service | SEG | 81,019,900 | 81,370,000 |
| 20.485(3)(v) | Revenue obligation repayment | SEG | 0 | 0 |
| 20.485(4)(qm) | Repayment of principal and interest | SEG | 103,600 | 99,700 |

| | | | | |
|--------------|----------------------------------|-----|---|---|
| 20.866 | Public Debt | | | |
| 20.866(1)(u) | Principal repayment and interest | SEG | 0 | 0 |

| | | | | |
|--------------|---|-----|--------------------|--------------------|
| 20.867 | Building Commission | | | |
| 20.867(3)(q) | Principal repayment and interest; segregated revenues | SEG | 0 | 0 |
| TOTAL | Segregated Revenue Debt Service | | 105,521,300 | 107,584,500 |

| | | | | |
|--------------------|-------------------------|--|--------------------|--------------------|
| GRAND TOTAL | All Debt Service | | 553,884,400 | 600,454,800 |
|--------------------|-------------------------|--|--------------------|--------------------|

~~Refunding bonds~~
General obligation debt

175,000,000

Source and Purpose

Amount

Veterans Affairs

Self-amortizing mortgage loans

100,340,000

Self-amortizing facilities

13,579,900

TOTAL General Obligation Bonds

\$ 989,518,400

559,746,800

REVENUE OBLIGATIONS

Commerce

PECFA

115,000,000

\$ 100,000,000

Environmental Improvement Program

Clean water fund program

259,670,000

100,600,000

1,163,335,500

1,166,335,500

Transportation

Major highway projects, Marquette Interchange,
state highway rehabilitation

805,982,200

3,841,005,100

3,841,005,500

TOTAL Revenue Obligation Bonds

\$ 506,582,000

GRAND TOTAL Bonding Authority Modifications

\$ 1,496,094,400

4,450,752,300

4,447,752,300

Figure: 20.005 (2) (b)

GENERAL OBLIGATION AND
BUILDING CORPORATION DEBT SERVICE
FISCAL YEARS 2001-02 AND 2002-03

| STATUTE, AGENCY AND PURPOSE | SOURCE | 2001-02 | 2002-03 |
|--|--------|-----------|-----------|
| <i>20.115 Agriculture, trade and consumer protection, department of</i> | | | |
| (2) (d) Principal repayment and interest | GPR | \$ 18,800 | \$ 18,800 |
| (7) (b) Principal repayment and interest, conservation enhancement reserve | GPR | 209,600 | 2,305,700 |
| (7) (f) Principal repayment and interest; soil and water | GPR | 266,600 | 434,300 |

15,000,000
1,600,000,000
Unfunded prior service liability obligations
Tobacco settlement bond purchase program

| Source and Purpose | Amount |
|--|-------------------------|
| Veterans Affairs | |
| Self-amortizing mortgage loans | 100,340,000 |
| Self-amortizing facilities | <u>13,579,900</u> |
| TOTAL General Obligation Bonds | \$ 989,512,400 |
| REVENUE OBLIGATIONS | |
| Commerce | |
| PECFA | \$ 100,000,000 |
| Environmental Improvement Program | |
| Clean water fund program | 100,600,000 |
| Transportation | |
| Major highway projects | <u>305,982,200</u> |
| TOTAL Revenue Obligation Bonds | \$ 506,582,000 |
| GRAND TOTAL Bonding Authority Modifications | \$ 1,496,094,400 |

Figure: 20.005 (2) (b)

**GENERAL OBLIGATION AND
BUILDING CORPORATION DEBT SERVICE
FISCAL YEARS ~~2001-02~~ AND ~~2002-03~~**

STATUTE, AGENCY AND PURPOSE

SOURCE

~~2001-02~~

~~2002-03~~

20.115 Agriculture, trade and consumer protection, department of

| | | 2001-02 2003-04 | 2002-03 2004-05 |
|--|-----|---------------------------------|-----------------------------------|
| ✓(2) (d) Principal repayment and interest | GPR | \$ 18,800 18,900 | \$ 17,100 18,800 |
| (7) (b) Principal repayment and interest, conservation enhancement reserve | GPR | 1,560,300 200,600 | 4,140,000 2,305,700 |
| (7) (f) Principal repayment and interest; soil and water | GPR | 502,400 266,600 | 696,100 434,300 |



1
2
3

STATUTE, AGENCY AND PURPOSE

SOURCE

2003-04
2001-02

2004-05
2002-03

20.370 Natural resources, department of

(7) (aa) Resource acquisition and development - principal repayment and interest

GPR

26,702,900
~~10,967,400~~

30,163,700
27,468,500

(7) (ca) Principal repayment and interest - nonpoint source grants

GPR

4,629,900
~~3,223,300~~

5,844,700
~~3,637,300~~

(7) (cb) Principal repayment and interest - pollution abatement bonds

GPR

57,109,900
~~64,613,300~~

51,506,300
~~59,597,000~~

(7) (cc) Principal repayment and interest - combined sewer overflow; pollution abatement *bonds*

GPR

16,563,500
~~17,313,600~~

16,576,100
~~17,157,100~~

(7) (cd) Principal repayment and interest - municipal clean drinking water grants

GPR

1,136,800
~~845,900~~

1,394,400
~~830,800~~

(7) (ce) Principal repayment and interest - nonpoint source

GPR

181,000
~~146,200~~

181,000
~~146,900~~

(7) (cf) Principal repayment and interest - urban nonpoint source cost-sharing

GPR

832,800
~~323,000~~

1,314,000
~~544,100~~

(7) (da) Principal repayment and interest - municipal flood control and riparian restoration cost-sharing

GPR

-0-

-0-

(7) (ea) Administrative facilities - principal repayment and interest

GPR

565,000
~~533,100~~

621,300
~~630,100~~

20.395 Transportation, department of

(6) (af) Principal repayment and interest, local roads for job preservation, state funds

GPR

168,900
~~0~~

168,900
57,700

20.410 Corrections, department of

(1) (e) Principal repayment and interest

GPR

71,021,900
~~66,375,600~~

67,497,300
72,628,400

(3) (e) Principal repayment and interest

GPR

4,600,000
~~4,270,200~~

4,496,600
4,260,600

JWS
D

(X)

JWS
DM