

☞ **07hr_JC-Au_Misc_pt15a**



☞ Details: Public Hearing: Proposed Audit: Student Achievement Guarantee in Education Program,
Department of Public Instruction

(FORM UPDATED: 08/11/2010)

WISCONSIN STATE LEGISLATURE ... PUBLIC HEARING - COMMITTEE RECORDS

2007-08

(session year)

Joint

(Assembly, Senate or Joint)

Committee on Audit...

COMMITTEE NOTICES ...

- Committee Reports ... **CR**
- Executive Sessions ... **ES**
- Public Hearings ... **PH**

INFORMATION COLLECTED BY COMMITTEE FOR AND AGAINST PROPOSAL

- Appointments ... **Appt** (w/Record of Comm. Proceedings)
- Clearinghouse Rules ... **CRule** (w/Record of Comm. Proceedings)
- Hearing Records ... bills and resolutions (w/Record of Comm. Proceedings)
 - (**ab** = Assembly Bill) (**ar** = Assembly Resolution) (**ajr** = Assembly Joint Resolution)
 - (**sb** = Senate Bill) (**sr** = Senate Resolution) (**sjr** = Senate Joint Resolution)
- Miscellaneous ... **Misc**

* Contents organized for archiving by: Stefanie Rose (LRB) (October 2012)

Record of Committee Proceedings

Joint Legislative Audit Committee

Proposed Audit: Student Achievement Guarantee in Education Program, Department of Public Instruction

April 18, 2007

PUBLIC HEARING HELD

Present: (10) Senators Sullivan, Lassa, Decker, A. Lasee and Cowles; Representatives Jeskewitz, Rhoades, Kerkman, Cullen and Parisi.

Absent: (0) None.

Appearances For

- Kitty Rhoades, Hudson — Representative, Wisconsin State Assembly
- Steve Kestell, Elkhart Lake — Representative, Wisconsin State Assembly

Appearances Against

- None.

Appearances for Information Only

- Janice Mueller, Madison — State Auditor, Legislative Audit Bureau
- Paul Stuiber, Madison — Legislative Audit Bureau
- Tony Evers, Madison — Deputy Superintendent, Department of Public Instruction

Registrations For

- None.

Registrations Against

- None.

April 18, 2007

EXECUTIVE SESSION HELD


Present: (10) Senators Sullivan, Lassa, Decker, A. Lasee and Cowles; Representatives Jeskewitz, Rhoades, Kerkman, Cullen and Parisi.

Absent: (0) None.

Moved by Representative Rhoades, seconded by Representative Kerkman that **Proposed Audit: Student Achievement Guarantee in Education Program**, Department of Public Instruction, be approved according to the scope statement dated April 10, 2007, prepared by the Legislative Audit Bureau.

- Ayes: (5) Senators A. Lasee and Cowles;
Representatives Jeskewitz, Rhoades and Kerkman.
- Noes: (5) Senators Sullivan, Lassa and Decker;
Representatives Cullen and Parisi.


ADOPTION NOT RECOMMENDED, Ayes 5, Noes 5




Lewis Rosser
Committee Clerk



WISCONSIN STATE LEGISLATURE





Wisconsin State Assembly

P.O. BOX 8952 • MADISON, WI 53708

March 7, 2007

State Representative Sue Jeskewitz
Co-Chair, Joint Legislative Audit Committee
Room 314N, State Capitol
Madison, WI 53702

State Senator Jim Sullivan
Co-Chair, Joint Legislative Audit Committee
Room 15S, State Capitol
Madison, WI 53702

Dear Co-Chairs Jeskewitz and Sullivan:

We are writing to respectfully request an audit of the Student Achievement Guarantee in Education (SAGE) program. An independent audit is necessary to ensure the program is being administered fairly among school districts and according to legislative intent. We request the audit to focus on the statutory class size requirement in SAGE schools.

According to Wisconsin state law, [s. 118.43 (3) (a), Stats.], SAGE classrooms must maintain a 15:1 student-teacher ratio. Recently it has come to our attention that many SAGE schools do not maintain this statutorily required class size. This information is confirmed in the following three attachments:

- a) The March 19, 2006 Milwaukee Journal Sentinel Article entitled, "*Schools Miss Class-size Goal.*" In this article, the writer describes several schools that have been exceeding the SAGE statutory requirements by exceeding the SAGE limit in 2nd & 3rd grades, employing two teachers for a classroom of 30 students, employing one teacher in a class of 25 students, and exceeding the law's student teacher ratio and employing extra personnel for reading and math.
- b) Multiple informal "temporary flexibility agreements," issued to specific school districts by the Department of Public Instruction (DPI) permitting SAGE schools to exceed the class size limit. The attached "agreements" with Milwaukee Public School District, Amery School District, and Beaver Dam School District illustrate various deviations permitted by DPI related to the statutory class size requirement.
- c) DPI records of all waivers applied for in the 2006-07 school year. These records show twelve school districts have been approved SAGE waivers in the current school year. As can be seen in the attachment, all the waivers pertain to class size and permit a class size larger than fifteen students per teacher. However, it is not clear that this list of twelve represents or addresses the primary concern that the DPI is implementing SAGE in a manner inconsistent with state law. (Additional details regarding these waivers are available upon request.)

From this evidence, it is clear we cannot, and do not, know what the class sizes have been in SAGE schools and classrooms - a cornerstone principle of the SAGE program. Statements made by DPI officials suggest they also do not know. In a May 31, 2006, Milwaukee Journal Sentinel article entitled "*State Tightening Class-Size Initiative,*" a DPI official admits that requiring schools to obtain a waiver

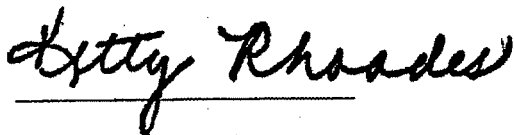
could end practices the DPI had not known were in effect and, that in some cases, the department hasn't known how some schools were using their SAGE money (*see Attachment d*).

It is clear: an independent audit is the only way to accurately determine how our SAGE program is being utilized and administered by the Wisconsin Department of Public Instruction. We are requesting an audit to focus on what the class sizes have been in SAGE schools in all subjects in grades K-3. If the full scope of this audit is not possible from the program's inception, we would request the audit to analyze the K-3 class size data from the last seven years.


We all want the SAGE program to be successful. For that to happen, schools should be able to count on a \$97 million dollar program where the requirements are clearly defined and properly followed. Teachers should be able to teach a smaller class, as the program promises. Most importantly, parents should be assured their children are receiving rigorous instruction, accompanied by more individualized attention.

Thank you for your time and consideration of this request. Please do not hesitate to contact us if you have questions or concerns.

Sincerely,



Kitty Rhoades
State Representative
30th Assembly Representative



Steve Kestell
State Representative
27th Assembly District

Enc:

- a. *Milwaukee Journal Sentinel*, "Schools Miss Class-Size Goal," March 19, 2006.
- b. "Temporary Flexibility Agreements."
- c. List of waivers that have been asked for in the 2006 and 2007 school year.
- d. *Milwaukee Journal Sentinel*, "State Tightening Class-Size Initiative," May 31, 2006.



www.jsonline.com | [Return to regular view](#)

Original Story URL:

<http://www.jsonline.com/story/index.aspx?id=409449>

Schools miss class-size goal

Early-learning SAGE program falling short

By AMY HETZNER
ahetzner@journalsentinel.com

Posted: March 19, 2006

Sitting at their desks, reading or carefully writing on wide-lined paper, the students waited their turn to join second-grade teacher Erin Heiman at the back of her Dousman Elementary School classroom.

It's the easiest way for Heiman to personalize reading instruction in a class that swelled to 25 students this year because of a housing boom in western Waukesha County - despite state money the school received to reduce class sizes to nearly half that amount.

"I guess we're just trying to do the best we can," Heiman said of the school's effort to follow its contract as part of the Student Achievement Guarantee in Education program, or SAGE. "And it's harder because, in the area we have right now, there are so many subdivisions."

Now in its 10th year and facing its first funding boost since its inception, SAGE is long past the point where it can be considered just an experiment. But schools throughout Wisconsin, like Dousman, are struggling to enforce the most basic tenet of the program - its 15-to-1 student-teacher ratio in kindergarten through the third grade.

Milwaukee Public Schools, which is slated to receive nearly one-third of the \$96 million to be distributed to schools in 2005-'06, has staffed many of its SAGE-funded schools with two teachers for every classroom of 30 students as allowed by law due to space pressures. This year, MPS also received permission from the state to allow four of its 86 SAGE schools to exceed the program's student limit in the second and third grades.

Money is cited as the major issue by most. The state's allocation of \$2,000 for every low-income student hasn't changed since the program began in 1996-'97, although a deal struck between key lawmakers in the state would raise that reimbursement by \$250 per child in the 2007-'09 budget. In schools where the percentage of low-income students has dropped, school leaders have found the program hard to afford.

Exceeding ratios

If his school couldn't exceed the SAGE ratios, Burdick K-8 School Principal Robert Schleck said his school probably would have dumped the program.

"There's different models that are being used throughout the city," he said, noting that in some SAGE classrooms, groups of students are pulled into the hallway or other locations during the day to maintain the teacher-to-student ratio.

Particularly in schools with fewer low-income students, which receive less SAGE funding, the state Department of Public Instruction has been willing to allow classrooms to exceed the law's 15-student cap, although it often requires that they have extra personnel for reading and mathematics.

State DPI data show that at least 40% of SAGE schools employed half-time teachers to meet the program's requirements in 2004-'05.

"If they call us and say 'We just don't have space, next year we have this big bulge at kindergarten, what will we do,' we'll work with them," said Margaret Planner, assistant state superintendent for reading and student achievement.

But Stevens Point School Board member Mark Ptak said he is concerned about such compromises.

He said he has seen a "whittling down of services" provided as part of SAGE as class sizes have grown to 18 and 22 students each.

If the district needs to spend its own money to live up to the SAGE requirements, it should do it, Ptak said.

"If we don't do it, they should yank the money and give it to someone else," he said. "I think now they need to start enforcing the rules . . . 15-to-1 student-teacher ratio, not 18-to-1, not 19-to-1, 20-to-1 . . . or they should change the law."

SAGE was enacted by the Legislature in 1995 on the heels of the Student Teacher Achievement Ratio project in Tennessee. STAR studied more than 7,000 students in 79 schools over four years, and determined that students in small classes that averaged 15 students did better than those in larger classes.

This year, 495 Wisconsin schools are slated to divide more than \$96 million in funding from SAGE - \$2,000 for each student in kindergarten through third grade enrolled in a SAGE school who qualifies for free or reduced-price lunch.

The funding method has been a boon to some school districts, particularly those with small schools and already low student numbers. In Wisconsin Rapids, for instance, Superintendent Dean Ryerson said a recent budgetary review of SAGE found that the school system would save only \$2,000 if it quit the program, which gives the district more than \$1 million annually.

But SAGE has busted budgets in other districts that say they have had to spend more of their own money to sustain smaller class sizes.

The Racine Unified School District estimates it saved hundreds of thousands of dollars by ending SAGE at three of its elementary schools and moving the program into a school with a high proportion of low-income students.

At Dousman Elementary, which receives only \$60,000 per year for a low-income student population that hovers around 10% in the early grades, Principal Barb Reamer said the money so far has helped pay for the equivalent of one full-time reading teacher.

"We've really struggled with how to honor SAGE," Reamer said. "Each year, we look at it and say 'Is this something we can do?' It's not something we take for granted."

A deal struck between Democratic Gov. Jim Doyle and Republican Assembly Speaker John Gard that allows an increase in the number of students participating in Milwaukee's voucher program also will boost SAGE funding by \$25 million - or \$250 per student - in the 2007-'09 budget.

The money will come too late for one school.

Milwaukee's Tippecanoe Elementary School could not find a way to keep SAGE next school year without cutting its art, music, and physical education instructors, as well as the guidance counselor. With the loss of SAGE, classes are expected to jump to about 27 students.

Dawn Bell, a Tippecanoe parent whose son is a kindergartner at the school, worries about what will happen.

"A lot of people are sending their kids there because they've got smaller class sizes," she said. Her son's classroom usually has two teachers for 30 students, and on one recent week, one of the teachers was absent. "You could tell that (the other) was a little flustered, a little overwhelmed," Bell said.

While most educators like the idea of class-size reduction, they also say smaller classes aren't always the answer.

Olga Pallan, a teacher in the SAGE program at White Rock Elementary School in Waukesha, has had up to 18 students in her Spanish-speaking kindergarten class with no additional help. This school year, she has 13 students.

"There's a difference, but mostly it depends on the behavior of the children," Pallan said. "Sometimes you can get a class of 19, and they'll be just fabulous."

Sarah Carr of the Journal Sentinel staff contributed to this report.

From the March 20, 2006 editions of the Milwaukee Journal Sentinel
Have an opinion on this story? [Write a letter to the editor](#) or start an [online forum](#).

Subscribe today and receive 4 weeks free! [Sign up now](#).

© 2006, Journal Sentinel Inc. All rights reserved. | Produced by [Journal Interactive](#) | [Privacy Policy](#)
Journal Sentinel Inc. is a subsidiary of [Journal Communications](#).

A QUALITY
EDUCATION
FOR
EVERY
CHILD



**State of Wisconsin
Department of Public Instruction**

Elizabeth Burmaster, State Superintendent
Anthony S. Evers, Deputy State Superintendent

August 30, 2005

William Andrekopoulos
Superintendent
Milwaukee Public Schools
P O Box 2181
Milwaukee WI 53201-2181

RECEIVED

JAN 20

Legislative Fiscal Bureau

Dear Superintendent Andrekopoulos:

Enclosed you will find an Agreement for Temporary Flexibility that we discussed yesterday. Please sign, date, and include the school information requested in section 1. After receiving a signed copy, I will sign and return a copy for your files.

Thank you for your cooperation.

Sincerely,

Anthony S. Evers
Deputy State Superintendent

ASE:kn

Enclosure

A QUALITY
EDUCATION
FOR
EVERY
CHILD



**State of Wisconsin
Department of Public Instruction**

Elizabeth Burmaster, State Superintendent

Agreement to Create Temporary Flexibility
for
Milwaukee Public Schools (MPS) SAGE Program
(School Year 2005-06)

In response to a request from Superintendent Andrekopoulos, the following requirements create temporary flexibility in the MPS SAGE Program.

1. Class size Flexibility request. Granted, with the following specific parameters:
 - a. Maintain full-time 15:1 pupil/teacher ratio for all SAGE K-1 classrooms,
 - b. In grades 2-3, maintain a
 - 90 minute block of uninterrupted time for reading and
 - 60 minute block of uninterrupted time for math.
 - c. Maintain a class size in non-core programs of 24:1 or less
 - d. Any savings accrued from this flexibility process will be used to meet MPS's 20 Standards deficiencies (library, music, art, etc.).

These flexibility allowances will be created for five (5) schools in the 2005-06 school year. These five schools are: (identified before final approval)

<u>School</u>	<u>Address</u>	<u>Level of Poverty</u>
1. Burdick	4348 S. Griffin Avenue	48.82%
2. Garland	1420 W. Goldcrest Ave.	67.76%
3. Ninety-Fifth	3707 N. 94th St.	39.41%
4. Victory	2222 W. Henry Ave.	54.86%
5.		

2. Centralized Spending Request. Granted, with the evaluative expectations noted below.*
3. Two Year SAGE Contract Request. Denied

This agreement is for the 2005-06 school year. Successful completion of this agreement will be evaluated by an analysis of reading and math test scores in the five schools identified, equitable distribution of funds among all SAGE schools*, improvement in meeting MPS's 20 Standards deficiencies, and any other data deemed appropriate by the department.

These proposals are fully supported and will be faithfully executed.



William Andrekopoulos
Superintendent
Milwaukee Public Schools

Date: 9/21/05



Anthony Evers
Deputy State Superintendent
Department of Public Instruction

Date: 9/23/05



State of Wisconsin
Department of Public Instruction

Mailing Address: P.O. Box 7841, Madison, WI 53707-7841
125 South Webster Street, Madison, WI 53702
(608) 266-3390 TDD (608) 267-2427 FAX (608) 267-1052
Internet Address: www.dpi.state.wi.us

Elizabeth Burmaster
State Superintendent

May 13, 2003

Stephen V. Schiell
District Administrator
School District of Amery
115 Birch Terrace
Amery, WI 54001

Dear Mr. Schiell:

This letter is being sent in response to your March 28 letter to Janice Zmrazek that requested a waiver related to SAGE. Several requests for flexibility in program implementation had been received and it was necessary for the State Superintendent and cabinet to consider a number of issues before we could reply to you.

The State Superintendent understands and accepts the fact that it is not possible for schools to implement and maintain the SAGE class-size program requirement under the letter of the law at all times. We have allowed flexibility in a variety of ways. Our preference for schools where financial issues make it difficult to maintain class sizes of 15 or less for all K-3 students is to ensure that these students get the benefits of individualized attention and 15:1 class sizes for at least reading, language arts, and mathematics, or about half of the time of the regular school day. We expect this option to have been considered for the third grades before you implement the plan for the 2003-04 school year described in your letter. If this option is not possible you may proceed to carry out the SAGE implementation plan described in your letter of March 28 with the following conditions:

- The district will maintain 15:1 class sizes in grades K-2
- Academic objectives developed for third grade will remain in place and the schools will be accountable for their achievement
- Class sizes at third grade will be reduced as much as is possible with the SAGE aid generated on third grade pupils, or with federal aid, or whatever other resources may be available
- If additional funds for class size reduction become available to the district the first option for use of those funds will be to hire additional third grade teachers
- At the end of the year we will expect the school staff members to review the degree to which the identified SAGE academic objectives were achieved in all grades and for all students and include that information with the required program report.
- We will expect the district to resume implementation of SAGE with full time classroom teachers and class sections of 15 or less at third grade as soon as possible.

Thank you for the work you and your staff members have done to try to plan for the continued implementation of SAGE in the best way possible, given the existence of many competing needs and priorities and funding limitations. We hope this compromise will provide the flexibility in program implementation that the district needs for next year, while keeping the requirements in place as the ideal to be resumed when the financial situation improves.

Please feel free to contact me at any time with questions or to discuss other educational issues.

Sincerely,

Margaret Planner, Ph.D.
Assistant State Superintendent
Division for Reading and Student Achievement

MP:jsz

School District of Amery

STEPHEN V. SCHIELL, District Administrator
115 Birch Terrace
Amery, WI 54001
Phone 715-268-9771
FAX 715-268-7300

BOARD OF EDUCATION
David Duxbury, President
John Northway, Vice President
Sidney Bjorkman, Clerk
Jane Johnson, Treasurer
Dan Draxler, Director

March 28, 2003

Janice Zmrazek, SAGE Coordinator
Wisconsin Dept. of Public Instruction
P.O. Box 7841
Madison, WI 53707-7841

Dear Ms. Zmrazek:

On behalf of the School District of Amery, I am officially requesting a waiver in regard to the regulations that pertain to SAGE.

We are requesting permission to continue in the SAGE programming as a fully funded district for grades Kindergarten through 3. We are asking that we be allowed to receive the full funding without having to expand our teaching staff into Third Grade to lower the actual number of the student/teacher ratio to the 15:1 mark.


Due to our declining enrollment and the increased cost of providing SAGE teachers, we are not going to be able to expand teaching staff into the Third Grade for the 2003-04 school year. For the School District of Amery to continue with this program, we would have to include an additional \$203,000 in our budget to keep the staffing ratios so they are fully compliant with the program regulations. This figure only represents salary and fringes, not operating expenses that would be needed for teacher supplies for the classrooms.

We are currently using all of our Title II money to help subsidize one of our teaching positions in order to help lower the student ratios. In other words, there are not enough additional funds coming in from Title II or from the SAGE program to cover the District's actual costs.

We are also asking for this waiver due to the fact that we know that SAGE does make a difference for our students. All the feedback that we've received from our teachers and parents has been extremely positive for the smaller class sizes, and not being able to continue to provide this for K-3 would be a detriment to all of our students. We are hopeful that this waiver will allow us to continue with this beneficial program within our District.

If you have any additional questions, please feel free to contact me at (715) 268-9771 or my Elementary Principal, Cheryl Meyer, at (715) 268-0266.

Sincerely,



STEPHEN V. SCHIELL
District Administrator

SVS/ks

*The mission of the School District of Amery is to foster
academic excellence, life-long learning and citizenship.*



State of Wisconsin
Department of Public Instruction

Mailing Address: P.O. Box 7841, Madison, WI 53707-7841
125 South Webster Street, Madison, WI 53702
(608) 266-3390 TDD (608) 267-2427 FAX (608) 267-1052
Internet Address: www.dpi.state.wi.us

Elizabeth Burmaster
State Superintendent

February 14, 2002

Stephen V. Schiell
District Administrator
School District of Amery
115 Birch Terrace
Amery, WI 54001

Dear Mr. Schiell:

This letter is being sent in response to your SAGE waiver request received by Janice Zmrazek on December 10, 2001.

It is good to know that your district wants to remain part of the SAGE program despite the current financial challenges. We are sympathetic to your situation and want to help in any way possible within the law.

Small classes in the primary grades are an educational strategy that has been proven to work to improve student achievement. Recent research indicates that multiple years of experience in small classes can provide significant long term educational benefits to the pupils involved. This research suggests that one or two years of small classes are generally not enough to ensure that children become confident readers and independent learners, to keep them from being retained or from dropping out, and to provide them with the background necessary to take advanced high school classes and be more likely to go to college. We are therefore very reluctant to grant the district a waiver (which is effective for four years) that would permit it to deny the benefits of small classes through the SAGE program to third grade pupils for that entire time period.

However, in consideration of the financial issues you describe, we are willing to amend the contract for Lien Elementary school to allow it to stay in the SAGE program during the 2002-03 school year with only limited implementation at third grade under the following conditions:

- The district will maintain 15:1 class sizes in grades K-2
- Academic objectives will be developed for third grade and the school will be accountable for their achievement
- Class sizes at third grade will be reduced as much as is possible with the SAGE aid generated on third grade pupils, or with federal aid, or whatever other resources may be available
- If additional federal funds for class size reduction become available to the district the first option for use of those funds will be to hire additional third grade teachers
- We will review the situation at the end of the 2002-03 school year to determine if the district's financial conditions have improved and the amendment is no longer necessary, or to determine if it is necessary or appropriate to extend the amendment for another year, or if it is necessary at that point to terminate the SAGE contract.

School District of Amery

STEPHEN V. SCHIELL, District Administrator
115 Birch Terrace
Amery, WI 54001
Phone 715-268-9771
FAX 715-268-7300

BOARD OF EDUCATION
David Duxbury, President
John Northway, Vice President
Sidney Bjorkman, Clerk
Jane Johnson, Treasurer
Dan Draxler, Director

December 10, 2001

Janice Zmrazek, SAGE Coordinator
Wisconsin Dept. of Public Instruction
P.O. Box 7841
Madison, WI 53707-7841

Dear Ms. Zmrazek:

On behalf of the School District of Amery, I am officially requesting a waiver in regard to the regulations that pertain to SAGE.

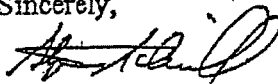
We are requesting permission to continue in the SAGE programming as a fully funded district for grades Kindergarten through 3. We are asking that we be allowed to receive the full funding without having to expand our teaching staff into Third Grade to lower the actual number of the student/teacher ratio to the 15:1 mark.

Due to our declining enrollment and the increased cost of providing SAGE teachers, we are not going to be able to expand teaching staff into the Third Grade for the 2002-03 school year. For the School District of Amery to continue with this program, we would have to include an additional \$193,333 in our budget to keep the staffing ratios so they are fully compliant with the program regulations. The District has already eliminated \$250,000 from the 2001-02 budget and we are anticipating the need to reduce costs by this same amount for the 2002-03 school year.

We are also asking for this waiver due to the fact that we know that SAGE does make a difference for our young students. All the feedback we've received from teachers and parents has been extremely positive for the smaller class sizes, and not being able to continue to provide this for K-3 would be a detriment to all of our students. We are hopeful that this one-year waiver will allow us time to continue with the program on our own with our full support in upcoming years. We know that, as time goes on, the benefit to our students will be shown in our reading and testing scores.

If you have any additional questions, please feel free to contact me at (715) 268-0272 or my Elementary Principal, Cheryl Meyer, at (715) 268-0266.

Sincerely,



STEPHEN V. SCHIELL
District Administrator

SVS/ks

*The mission of the School District of Amery is to foster
academic excellence, life-long learning and citizenship.*

A QUALITY
EDUCATION
FOR
EVERY
CHILD



State of Wisconsin Department of Public Instruction

Elizabeth Burmaster, State Superintendent

April 22, 2004

Brian S. Busler, Ph.D.
Superintendent
Beaver Dam Unified School District
705 McKinley Street
Beaver Dam, WI 53916

Dear Dr. Busler:

This letter is in response to your request to continue to use part-time teachers in some of the district's SAGE classrooms during the 2004-05 school year. Because of the difficult financial situation in many districts and recognition that providing small classes for as much of the day as possible, to as many children as possible, does address the intent of the law, the State Superintendent has decided to revise the SAGE guidelines to allow continued use of the implementation model you describe through the 2004-05 school year.

We hope this accommodation will provide the flexibility in program implementation that the district needs, while keeping the requirements in place as the ideal to be achieved as conditions permit. We continue to expect that should additional funds for class size reduction become available to the district, those funds will be used to provide full-time teachers to all SAGE grades and students to the maximum extent possible.

Thank you for your strong support of the SAGE program. Please feel free to contact me at any time with questions or to discuss other educational issues.


Sincerely,

A handwritten signature in cursive script that reads "Margaret Planner".

Margaret Planner, Ph.D.
Assistant State Superintendent
Division for Reading and Student Achievement

MP:sjb

MAR 25 2004



Beaver Dam
Unified School District

Learning for a Lifetime



705 McKinley Street, Beaver Dam, WI 53916

Phone: (920) 885-7300

Fax: (920) 885-7306

Brian S. Busler, Ph.D. ♦ District Superintendent ♦ (920) 885-7300

March 10, 2004

Margaret Planner, Ph.D.
Assistant State Superintendent
Division for Reading and Student Achievement
P.O. Box 7841
Madison, WI 53707-7841

Dear Dr. Planner:

This letter is a request for your assistance in helping SAGE schools within the Beaver Dam Unified School District. During the 2003-2004 school year, SAGE schools have served students K-3 in reading, language arts, and math, with a student/teacher ratio of 15:1.

I'd like to share a little background about the Beaver Dam Unified School District. During the 2003-2004 school year we experienced a budget shortfall of approximately \$650,000 and a budget shortfall of over \$700,000 is projected for the 2004-05 school year. As you can see with our decrease in budget funding, it has become a challenge to provide support to students in the district.

The one exception to this is in our SAGE program. The past several years we utilized our SAGE funding to serve K-3 students in reading, language arts, and math, with a student/teacher ratio of 15:1. In an ideal educational and budget setting, we would like to provide a 15:1 student/teacher ratio in all of our SAGE classes, including science and the other subjects considered the responsibility of the classroom teacher. However, this has become a challenge.

At the beginning of our SAGE contract, it was our intent to eventually implement a comprehensive SAGE Program. However, due to the unforeseen budget shortfalls and the current revenue limits, we are unable to meet that goal for the 2004-2005 school year. Therefore, we are requesting an extension of the initial SAGE Program contract requirements that permitted class size reductions in only reading, language arts, and math.

The data collected from our SAGE schools show that 15:1 class sizes in reading, language arts, and math, have a positive impact on student achievement. We are very concerned that to lose SAGE support would be very detrimental to our students and would adversely affect the gains made in reading, language arts, and math.

If you have any questions concerning our request, please do not hesitate to contact me at (920)885-7309 or e-mail me at buslerb@beaverdam.k12.wi.us.

Sincerely,

Brian S. Busler, Ph.D.
District Superintendent

BSB:mlp

Waiver Information – 2005-07

District/School	Requested by/title/date of request	Date	App.	Not App.	Std.	Exp.	Comments
Baldwin-Woodville /Greenfield Elementary	Russell Helland, Superintendent – 7/17/06	August 17, 2006	X				Waiver to exceed the 15:1 ratio. Conditional waiver approved for 2006-07 school year
Beecher-Dunbar-Pembinne /Pembinne Elementary	Robert F. Berndt, District Administrator – 1/10/07	February 5, 2007	X				Waiver to exceed the 15:1 ratio. Waiver approved.
Beaver Dam /Jefferson, Lincoln, Prairie View	Donald Childs, Interim Superintendent – 6/23/06	October 4, 2006	X				Waiver to exceed the 15:1 ratio. Conditional waiver approved for 2006-07 school year
Bloomer / Bloomer Elementary	Douglas Martin, Superintendent – 8/3/06	September 7, 2006	X				Waiver to exceed the 15:1 ratio. Conditional waiver approved for 2006-07 school year
Chippewa Falls / Hillcrest Elementary	Michael Schoch, Superintendent – 7/28/06	September 7, 2006	X				Waiver to exceed the 15:1 ratio. Conditional waiver approved for 2006-07 school year
Crivitz /Crivitz Elementary	Charles Poches, District Administrator – 11/20/06	January 26, 2007	X				Waiver to exceed the 15:1 ratio. Conditional waiver approved for 2006-07 school year
Dodgeville / Dodgeville, Ridgeway	Missy Hottmann, School Board President – 7/31/06	September 7, 2006	X				Waiver to exceed the 15:1 ratio. Waiver approved.
Greendale /Highland View Elementary	William Hughes, Superintendent – 9/13/06	January 25, 2007	X				Waiver to exceed the 15:1 ratio. Conditional waiver approved for 2006-07 school year
Merrill / Jefferson, Kate Goodrich, Washington	Patricia Burg, School Bd. President – Sally Sarnstrom, Superintendent – 7/24/06	August 31, 2006	X				Waiver to exceed the 15:1 ratio. Waiver approved.
Milwaukee / Burdick, Elm Creative Arts, Garland, Hawley Road, Ninety Fifty Street, Victory	William Andrekopoulos, Dist. Admin. – 7/5/06	October 10, 2006	X				Waiver to exceed the 15:1 ratio. Conditional waiver approved for 2006-07 school year.
Stevens Point / Jefferson, Kennedy, McKinley	Dwight Stevens, School Bd. President – 7/6/06	August 24, 2006	X				Waiver to exceed the 15:1 ratio. Conditional waiver approved for 2006-07 school year.
Webster /Webster Elementary	Jeffrey Walsh, K-6 Principal – 7/3/06	September 28, 2006	X				Waiver to exceed the 15:1 ratio. Waiver approved



www.jsonline.com | [Return to regular view](#)

Original Story URL:
<http://www.jsonline.com/story/index.aspx?id=430138>

State tightening class-size initiative

Schools receiving funding must get formal waiver to exceed 15-1 ratio

By AMY HETZNER
ahetzner@journalsentinel.com

Posted: May 31, 2006

In an effort to get a better handle on state money schools use to reduce class sizes, the state Department of Public Instruction plans to tighten its control over schools that seek to escape from standards set by a state class-size reduction program.

The state agency has imposed a new requirement that schools seek formal waivers before exceeding a 15-to-1 student-teacher ratio guideline set by the Student Achievement Guarantee in Education program.

DPI Deputy Superintendent Tony Evers acknowledged that requiring schools to get a waiver could end some practices the DPI had not known were in effect. Yet the requirement isn't designed to limit flexibility schools have had, he said.

"Clearly, one of the things that's important about SAGE - and that research tends to support - is there have to be small class sizes," Evers said. "So if requests come in that don't do anything to reduce class sizes, the possibility of them passing (through DPI) are slim."

Previously, the DPI reached informal agreements with schools seeking to exceed the law's 15-to-1 student-teacher ratio while still collecting money from the SAGE program.

SAGE is to pay out \$96 million to 495 schools in the current school year. But in some cases, the DPI didn't know how some schools were using their money until a March newspaper article outlined ways SAGE schools were exceeding the class-size standard, Evers said.

One of the schools, Dousman Elementary School in Waukesha County's Kettle Moraine School District, used its SAGE funding to pay the equivalent of a full-time reading teacher even as class size reached 25 in one second-grade room.

Evers seemed to cite that case as a practice that would not be approved by DPI in its new procedure.

"I mean, that's an extreme example, but the fact is the law is about reducing class size," he said.

Kettle Moraine Superintendent Sarah Jerome said she was trying to get information about the change from the DPI. "I don't know what they're doing, nor do I know what its impact will be," she said.

In Milwaukee Public Schools, where four schools were allowed to exceed the SAGE program's class-size limit in second and third grades this school year, finance director Michelle Nate also said she hadn't heard of DPI's change and did not know if it would affect schools' eligibility for extra funding.

Evers said the DPI has yet to formally notify districts about the change.

Unease over spending

Even though the DPI's move to require formal waivers satisfies one concern that state Rep. Kitty Rhoades outlined in a recent letter to state schools Superintendent Elizabeth Burmaster, the Hudson Republican said she is still uneasy about how the DPI has allowed schools to spend SAGE money.

In particular, Rhoades questioned agreements that allowed schools to receive SAGE funds if they bring in extra teachers for reading and math lessons for classes that exceed the 15-student limit.

Rhoades said she would like her questions about the program answered before the state's next budget cycle to make sure she understands how the money is being used. She said she's not threatening funding for the program, which is supposed to get a \$25 million boost in the 2007-'09 budget in a deal struck by Doyle and Assembly Speaker John Gard.

"I think that SAGE, by definition, was pretty clear - 15-to-1, grades K, 1, 2 and 3," Rhoades said. "And apparently it's different than that."


From the June 1, 2006 editions of the Milwaukee Journal Sentinel
Have an opinion on this story? [Write a letter to the editor](#) or start an [online forum](#).

Subscribe today and receive 4 weeks free! [Sign up now.](#)

© 2006, Journal Sentinel Inc. All rights reserved. | Produced by [Journal Interactive](#) | [Privacy Policy](#)
Journal Sentinel Inc. is a subsidiary of [Journal Communications](#).



WISCONSIN STATE LEGISLATURE





WISCONSIN STATE LEGISLATURE

Joint Legislative Audit Committee

Committee Co-Chairs:
State Senator Jim Sullivan
State Representative Suzanne Jeskewitz

April 4, 2007

Ms. Elizabeth Burmaster, State Superintendent
Department of Public Instruction
125 South Webster Street
Madison, Wisconsin 53703

Dear Ms. Burmaster:

The Joint Legislative Audit Committee will hold a public hearing at 10:00 a.m. on Wednesday, April 18, 2007, in Room 411 South of the State Capitol. At that time, the Committee will consider a proposed audit of the Student Achievement Guarantee in Education Program administered by the Department of Public Instruction.

As this proposed audit relates to the activities of your agency, we ask that you, and the appropriate members of your staff, be present at the hearing to offer comments on the proposed audit and to respond to questions from committee members. The Legislative Audit Bureau will forward a memorandum outlining the scope of the proposed audit for your review in advance of the hearing.

Please contact Mr. Lewis Rosser in the office of Senator Jim Sullivan at 266-2512 to confirm your participation at the hearing. Thank you for your cooperation and we look forward to seeing you on April 18th.

Sincerely,

Senator Jim Sullivan, Co-chair
Joint Legislative Audit Committee

Representative Suzanne Jeskewitz, Co-chair
Joint Legislative Audit Committee

Enclosure

cc: Janice Mueller
State Auditor





STATE OF WISCONSIN

Legislative Audit Bureau

22 E. Mifflin St., Ste. 500
Madison, Wisconsin 53703
(608) 266-2818
Fax (608) 267-0410
Leg.Audit.Info@legis.state.wi.us

DATE: April 10, 2007

Janice Mueller
State Auditor

TO: Senator Jim Sullivan and
Representative Suzanne Jeskewitz, Co-chairpersons
Joint Legislative Audit Committee

FROM: Janice Mueller
State Auditor *Janice Mueller*

SUBJECT: Proposed Audit of the Student Achievement Guarantee in Education Program—
Background Information

At your request, we have gathered some background information the Joint Legislative Audit Committee may find useful in considering an audit of the Student Achievement Guarantee in Education (SAGE) program. The SAGE program was created by 1995 Wisconsin Act 27 and began in the 1996-97 school year. It is intended to improve student achievement through four strategies:

- limiting kindergarten through third grade class sizes to no more than 15 students;
- keeping schools open every day for extended hours and using school facilities as community centers;
- providing a rigorous academic curriculum designed to improve pupil academic achievement; and
- improving staff professional development and evaluation practices.

During the 2005-06 school year, 495 schools and approximately 93,000 students participated in the SAGE program, which is administered by the Department of Public Instruction (DPI). The program is entirely funded with general purpose revenue. Program expenditures totaled \$98.2 million in fiscal year (FY) 2005-06, and the program's budget is \$98.7 million in FY 2006-07.

School districts participating in the program annually receive \$2,000 for each low-income student enrolled in the program. In the 2007-08 school year, this per-pupil amount will increase to \$2,250, the statutorily established amount under 2005 Wisconsin Act 125. School districts enter into five-year achievement guarantee contracts with DPI that stipulate, among other items, how each participating school will meet the program's four strategies. DPI may renew contracts for additional five-year terms. In order for school districts to receive payment under a contract

renewal, any reductions in class sizes that were achieved under the original contracts must be maintained.

Concerns have been raised about DPI's administration of the SAGE program. In particular, there are concerns that SAGE schools may have exceeded the statutorily required size of classes, in some instances as a result of waivers or other forms of permission provided by DPI.

An audit of the SAGE program could include an analysis of:

- trends in program expenditures, including the amounts provided to individual school districts;
- trends in the number of schools and students, by grade level, who participated in the SAGE program;
- the reasons why some school districts have chosen to discontinue their participation in the SAGE program;
- provisions in the achievement guarantee contracts between DPI and participating school districts;
- how a sample of school districts throughout the state have spent their SAGE program funding;
- trends in the size of classrooms in SAGE schools, by grade level and subject, as well as the reasons the statutory classroom-size limit may have been exceeded in some instances; and
- DPI's administration of the SAGE program, including the extent to which it has granted waivers or implemented informal agreements for meeting the program's statutory requirements.

I hope you find this information helpful. If you have any additional questions regarding this request, please contact me.

JM/PS/bm

cc: Senator Julie Lassa	Representative Samantha Kerkman
Senator Russell Decker	Representative Kitty Rhoades
Senator Alan Lasee	Representative David Cullen
Senator Robert Cowles	Representative Joe Parisi

Representative Steve Kestell

Elizabeth Burmaster, State Superintendent
Department of Public Instruction



SAGE Aid Per School for 2006-07 back to 2000-01

District Name	School Name	Aid 2006-07	Aid 2005-06	Aid 2004-05	Aid 2003-04	Aid 2002-03	Aid 2001-02	Aid 2000-01	Total Aid Per School
Abbotstford	Abbotstford EI	182022.28	256000.00	222000.00	176000.00	206000.00	130000.00	74000.00	1245609.34
Adams-Friendship Area	Adams-Friendship EI	334044.56	292000.00	326000.06	314000.00	318000.00	352000.00	362000.00	2297307.90
Adams-Friendship Area	Castle Rock EI	113730.20	98000.00	122000.04	100000.00	116000.00	100000.00	102000.00	751495.61
Adams-Friendship Area	Grand Marsh EI	102000.00	108000.00	143000.01	112000.00	116000.00	82000.00	42000.00	704737.23
Adams-Friendship Area	Pine Land EI	78292.08	66000.00	81500.00	72000.00	74000.00	68000.00	34000.00	475623.16
Adams-Friendship Area	Roche A Crt EI	60000.00	44000.00	63500.00	62000.00	70000.00	44000.00	32000.00	375354.54
Algoma	Algoma EI/Mid	120000.00	110000.00	105000.01	82000.00	108000.00	86000.00	62000.00	672807.62
Alma	Alma EI	56000.00	54000.00	43500.00	46000.00	46000.00	28000.00	24000.00	297392.08
Alma Center	Lincoln EI	216000.00	228000.00	206000.00	160000.00	122000.00	128600.00	50000.00	1110224.60
Almond-Bancroft	Almond EI	114000.00	110000.00	112000.00	94000.00	112000.00	68000.00	34000.00	643779.45
Almond-Bancroft	Bancroft EI	36000.00	32000.00	34000.00	32000.00	38000.00	20000.00	12000.00	203924.92
Altona	Pedersen EI	356000.00	328000.00	295000.00	306000.00	272000.00	220000.00	126000.00	1902282.05
Amery	Lien EI	258000.00	300000.00	304000.00	318000.00	314000.00	232000.00	140000.00	1865253.89
Antigo	Crestwood EI	62000.00	64000.00	72000.00	70000.00	62000.00	56000.00	26000.00	411835.76
Antigo	East EI	103146.04	92000.00	95500.02	112000.00	104000.00	50000.00	50000.00	606383.28
Antigo	Mattoon EI	59146.04	72000.00	82000.00	82000.00	50000.00	38000.00	76000.00	458953.65
Antigo	North EI	155146.04	168000.00	153500.00	156000.00	172000.00	130000.00	146000.00	1080280.03
Antigo	Pleasant View EI	58000.00	56000.00	54000.00	48000.00	72000.00	48000.00	30000.00	365887.38
Antigo	Spring Valley EI	63146.04	64000.00	60000.00	66000.00	68000.00	38000.00	28000.00	386991.19
Antigo	West EI	176000.00	194000.00	199000.03	184000.00	196000.00	130000.00	64000.00	1142568.32
Appleton Area	Badger EI	150606.44	146000.00	158000.00	168000.00	154000.00	94000.00	74000.00	944212.27
Appleton Area	Columbus EI	142292.08	148000.00	150000.00	142000.00	138000.00	114000.00	64000.00	897958.91
Appleton Area	Edison EI	152000.00	124000.00	115000.03	96000.00	74000.00	38000.00	20000.00	618774.79
Appleton Area	Foster EI	133482.68			0.00				
Appleton Area	Horizons EI	141146.04	178000.00	192000.00	234000.00	216000.00	144000.00	98000.00	1202597.02
Appleton Area	Jefferson EI	196000.00	170000.00	157000.05	180000.00	162000.00	174000.00	245000.00	1283577.72
Appleton Area	Lincoln EI	209438.12	130000.00	146000.00	186000.00	192000.00	128000.00	76000.00	1067001.72
Arcadia	Arcadia EI	258000.00	252000.00	222000.00	206000.00	168000.00	106000.00	76000.00	1287516.67
Argyle	Argyle EI	47438.12	44000.00	49500.00	41000.00	40000.00	11000.00	9000.00	241841.93
Ashland	Lake Superior Primar	562000.00	560000.00	548000.00	508000.00	576000.00	554000.00	500000.00	3806808.11
Ashland	Marengo Valley EI	156000.00	162000.00	138000.00	148000.00	144000.00	136000.00	144000.00	1027652.76
Athens	Athens EI	60000.00	74000.00	67000.01	90000.00	86000.00	50000.00	38000.00	464788.85
Auburndale	Auburndale EI	132000.00	102000.00	124000.00	102000.00	102000.00	94000.00	48000.00	703760.68
Augusta	Augusta EI	156000.00	187200.00	136000.00	166000.00	184000.00	140000.00	64000.00	1032810.52
Baldwin-Woodville Area	Greenfield EI	170000.00	176000.00	156000.00	136000.00	130000.00	82000.00	56000.00	906680.91
Barneveld	Barneveld EI	34000.00	36000.00	34200.01	19200.00	25200.00	20000.00	10000.00	178554.96

SAGE Aid Per School for 2006-07 back to 2000-01

Barron Area	Almena EI	47146.04	48000.00	66000.00	66000.00	46000.00	26000.00	26000.00	324991.19
Barron Area	Ridgeland EI	57146.04	68000.00	62000.00	54000.00	42000.00	36000.00	30000.00	349019.34
Barron Area	Woodland EI	187168.32	224000.00	218000.00	238000.00	240000.00	156000.00	116000.00	1378609.91
Bayfield	Bayfield EI	166000.00	162000.00	164000.00	168000.00	146000.00	196000.00	212000.00	1213605.83
Beaver Dam	Jefferson EI	182000.00	230000.00	208000.00	214000.00	178000.00	140000.00	80000.00	1231497.90
Beaver Dam	Lincoln EI	176000.00	166000.00	144000.00	116000.00	110000.00	58000.00	38000.00	807727.84
Beaver Dam	Prairie View EI	64000.00	80000.00	86000.00	68000.00	58000.00	50000.00	34000.00	439840.46
Beecher-Dunbar-Pembin	Pembin EI	84000.00	76000.00	70000.00	84000.00	76000.00	54000.00	38000.00	481802.92
Belmont Community	Belmont EI	47146.04	46000.00	52000.00	39000.00	36000.00	24000.00	10000.00	254054.54
Beloit	Gaston EI	264000.00	264000.00	278000.00	248000.00	202000.00	158000.00	104000.00	15177418.13
Beloit	McLenegan EI	216000.00	204000.00	168000.00	204000.00	158000.00	152000.00	96000.00	1197521.37
Beloit	Morgan EI	138000.00	156000.00	150000.00	126000.00	112000.00	92000.00	56000.00	829704.37
Beloit	Robinson EI	242000.00	254000.00	218000.00	200000.00	152000.00	140000.00	108000.00	1313530.75
Beloit	Todd EI	268000.00	292000.00	282000.00	206000.00	194000.00	180000.00	104000.00	1525516.67
Benton	Benton EI	46000.00	58000.00	54000.00	54000.00	38000.00	24000.00	20000.00	293873.30
Birchwood	Birchwood EI	80292.08	88000.00	92000.00	94000.00	74000.00	46000.00	18000.00	492071.53
Black Hawk	Black Hawk EI	76000.00	86000.00	90000.00	88000.00	68000.00	41200.00	40400.00	489393.53
Black River Falls	Forrest Street EI	246584.16	176000.00	176000.02	168000.00	186000.00	153200.00	100600.00	1205990.01
Black River Falls	Third Street EI	261438.12	150000.00	149500.00	138000.00	134000.00	90000.00	39600.00	962214.34
Blair-Taylor	Blair-Taylor EI	140292.08	134000.00	137500.02	148000.00	166000.00	122000.00	82000.00	929444.86
Bloomer	Bloomer EI	232000.00	246000.00	224500.05	192000.00	162000.00	86000.00	58000.00	1200049.57
Bonduel	Bonduel EI	126000.00	124000.00	135000.01	114000.00	84000.00	48000.00	46000.00	676732.54
Bonduel	Navarino EI	30000.00	24000.00	27000.01	20000.00	18000.00	24000.00	12000.00	154953.08
Boscobel Area	Boscobel EI	269168.32	246000.00	249000.01	254000.00	303000.00	242000.00	156000.00	1718572.38
Bowler	Bowler EI	120000.00	134000.00	88000.00	100000.00	134000.00	122000.00	140000.00	837765.38
Boyceville Community	Tiffany Creek EI	143146.04	166000.00	199500.02	152000.00	162000.00	192000.00	242000.00	1266289.44
Bruce	Bruce EI	218000.00	192000.00	161000.01	156000.00	152000.00	144000.00	222000.00	1244634.00
Cadott Community	Cadott EI	222292.08	176000.00	142500.03	144000.00	138000.00	114000.00	86000.00	1022454.25
Cambria-Friesland	Cambria Friesland EI	68000.00	64000.00	65000.00	74000.00	54000.00	34000.00	15000.00	373826.38
Cameron	Cameron EI	173730.20	180000.00	133000.01	120000.00	164000.00	104000.00	50000.00	924448.66
Cashton	Cashton EI	82000.00	98000.00	111200.00	133200.00	133200.00	100000.00	63200.00	720487.48
Cheetek	Roselawn EI	238000.00	226000.00	236000.00	234000.00	246000.00	166000.00	100000.00	1445450.98
Chippewa Falls Area	Hillcrest EI	92000.00	104000.00	130000.00	134000.00	166000.00	116000.00	76000.00	817685.60
Clayton	Clayton EI	126022.28	118000.00	115500.00	90000.00	94000.00	106000.00	112000.00	761311.12
Clear Lake	Gaylord A Nelson Edu	82000.00	78000.00	94000.00	90000.00	126000.00	92000.00	52000.00	613788.84
Clintonville	Longfellow EI	378000.00	338000.00	250000.00	250000.00	212000.00	152000.00	108000.00	1687413.44
Cochrane-Fountain City	Cochrane-Fountain C	78000.00	72000.00	70000.00	68000.00	72000.00	41200.00	30000.00	431040.46
Colby	Colby EI	212584.16	110000.00	116000.00	104000.00	92000.00	66000.00	28000.00	728340.15

SAGE Aid Per School for 2006-07 back to 2000-01

Coleman	Coleman El/Mid	161000.00	140000.00	170000.00	168000.00	180000.00	106000.00	66000.00	990605.83
Cornell	Cornell El	117730.20	130000.00	156000.00	150000.00	198000.00	116000.00	70000.00	937378.26
Crivitz	Crivitz El	138000.00	138000.00	160000.00	184000.00	176000.00	148000.00	114600.00	1058168.29
Cudahy	Kosciuszko El	186000.00	172000.00	166000.00	144000.00	142000.00	108000.00	108000.00	1025662.14
Cudahy	Lincoln El	228000.00	196000.00	158000.00	176000.00	136000.00	90000.00	78000.00	1061587.06
Cudahy	Park View El	218000.00	156000.00	160000.00	143000.00	164000.00	164000.00	180000.00	1184664.49
Cumberland	Cumberland El	254292.08	268000.00	276500.01	282000.00	256000.00	164000.00	110000.00	1618111.68
Dodge/land	Dodge/land El	138000.00	110000.00	128000.00	22000.00	260000.00	74000.00	44000.00	775487.71
Dodgeville	Dodgeville El	146000.00	144000.00	162000.00	150000.00	134000.00	76000.00	38000.00	849648.06
Dodgeville	Ridgeway El	42000.00	51000.00	47000.01	40000.00	22000.00	14000.00	8000.00	223906.16
Dover #1	Kansasville El	14584.16	18000.00	17500.00	10000.00	24000.00	18000.00	12000.00	114060.70
Drummond Area	Drummond El	132000.00	130000.00	119500.00	112000.00	138000.00	92000.00	68000.00	791237.23
Durand	Arkansas El	162000.00	154000.00	194000.02	166000.00	184000.00	140000.00	96000.00	1095610.54
Eau Claire Area	Daye El	155146.04	134000.00	163000.01	134000.00	106000.00	102000.00	72000.00	865831.65
Eau Claire Area	Flynn El	156000.00	146000.00	125000.01	130000.00	142000.00	98000.00	56000.00	852695.00
Eau Claire Area	Lakeshore El	294584.16	238000.00	221000.01	204000.00	212000.00	200000.00	120000.00	1489105.54
Eau Claire Area	Locust Lane El	160314.36	180000.00	167500.00	190000.00	206000.00	92000.00	70000.00	1066368.58
Eau Claire Area	Longfellow El	312314.36	282000.00	295000.03	268000.00	284000.00	330000.00	328000.00	2098685.60
Eau Claire Area	Northwoods El	183730.20	188000.00	186500.01	176000.00	166000.00	106000.00	78000.00	1083817.28
Eau Claire Area	Roosevelt El	138000.00	132000.00	122500.01	112000.00	120000.00	98000.00	56000.00	778237.24
Eau Claire Area	Sherman El	207168.32	232000.00	219000.03	214000.00	226000.00	148000.00	122000.00	1367666.25
Edgar	Edgar El	90000.00	84000.00	64000.00	60000.00	52000.00	38000.00	12000.00	399859.23
Elcho	Elcho El	80000.00	78000.00	92000.00	92000.00	110000.00	68000.00	48000.00	567784.15
Eleva-Strum	Strum El	111730.20	98000.00	110000.04	88000.00	86000.00	70000.00	46000.00	609523.77
Ellsworth Community	Hillcrest El	119438.12	116000.00	90000.00	104000.00	82000.00	72000.00	34000.00	617194.11
Ellsworth Community	Lindgren El	31146.04	38000.00	26000.00	12000.00	12000.00	14000.00	6000.00	139117.89
Ellsworth Community	Prairie View El	61146.04	72000.00	74000.00	82000.00	58000.00	34000.00	14000.00	394953.65
Ellsworth Community	Sunnyside El	25146.04	24000.00	20000.00	16000.00	32000.00	14000.00	16000.00	147108.50
Elmwood	Elmwood El	45146.04	42000.00	42000.00	46000.00	72000.00	54000.00	36000.00	337038.11
Evansville Community	Levi Leonard El	152438.12	131000.00	131500.01	127000.00	117000.00	82000.00	32000.00	772640.16
Fennimore Community	Fennimore El	127438.12	120000.00	114000.00	128000.00	92000.00	82000.00	40000.00	703137.80
Fiambeau	Fiambeau El	212292.08	190000.00	182500.05	200000.00	206000.00	176000.00	108000.00	1274322.88
Florence	Florence El	112000.00	122000.00	129500.00	120000.00	124000.00	92000.00	72000.00	771218.46
Fond du Lac	Chegwin El	308000.00	290000.00	309000.03	302000.00	206000.00	212000.00	218000.00	1844291.46
Fond du Lac	Evans El	186000.00	156000.00	170500.03	158000.00	118000.00	104000.00	72000.00	964129.33
Fond du Lac	Parkside El	245146.04	216000.00	200500.07	212000.00	170000.00	138000.00	46000.00	1227148.71
Fond du Lac	Riverside El	274000.00	234000.00	243000.03	238000.00	264000.00	136000.00	90000.00	1478441.62
Fond du Lac	Waters El	214000.00	210000.00	198000.00	144000.00	140000.00	114000.00	51000.00	1070662.14

SAGE Aid Per School for 2006-07 back to 2000-01

Fontana J8	Fontana EI	42000.00	38000.00	16000.00	33000.00	30000.00	20000.00	11000.00	189922.57
Frederic	Frederic EI	140314.36	136000.00	160500.01	170000.00	170000.00	98000.00	52000.00	926415.51
Galesville-Etrick-Tempe	Etrick EI	37146.04	30000.00	30000.00	40000.00	44000.00	34000.00	16000.00	231052.19
Galesville-Etrick-Tempe	Galesville EI	60000.00	64000.00	55500.00	64000.00	66000.00	40000.00	20000.00	369349.85
Galesville-Etrick-Tempe	G-E-T Kinderhook Ce	56292.08	48000.00	63500.00	24000.00	44000.00	54000.00	36000.00	325735.78
Galesville-Etrick-Tempe	Trampealeau EI	44000.00	50000.00	43500.00	42000.00	48000.00	38000.00	20000.00	285401.46
Gillett	Gillett EI	148584.16	168000.00	139000.01	111000.00	152000.00	109000.00	61000.00	888323.74
Gilman	Gilman EI	104000.00	148000.00	148000.00	142000.00	148000.00	168000.00	142000.00	999666.83
Glidden	Glidden EI	54000.00	64000.00	56000.00	50000.00	69200.00	81200.00	78800.00	453082.69
Goodman-Armstrong	Goodman-Armstrong	38000.00	44000.00	40000.00	46000.00	46000.00	56000.00		
Granton Area	Granton EI	86000.00	60000.00	69500.00	56000.00	66000.00	46000.00	24000.00	407368.62
Grantsburg	Grantsburg EI	163730.20	156000.00	145500.02	176000.00	198000.00	122000.00	48000.00	1008817.29
Grantsburg	Nelson EI	48292.08	54000.00	59000.01	50000.00	40000.00	48000.00	60000.00	359174.78
Green Bay Area	Danz EI	576000.00	472000.00	485500.00	448000.00	436000.00	334000.00	204000.00	2954448.89
Green Bay Area	Eisenhower EI	498000.00	486000.00	464000.00	422000.00	382000.00	316000.00	222000.00	2789009.89
Green Bay Area	Fort Howard EI	391146.04	310000.00	334000.00	312000.00	360000.00	340000.00	296000.00	2342414.01
Green Bay Area	Howe EI	491146.04	554000.00	463500.00	570000.00	534000.00	398000.00	274000.00	3283308.69
Green Bay Area	Jefferson EI	197707.92	164000.00	168000.00	182000.00	190000.00	178000.00	204000.00	1283280.90
Green Bay Area	Lincoln EI	211438.12	230000.00	211000.03	202000.00	208000.00	116000.00	72000.00	1249964.21
Green Bay Area	Nicolet EI	572584.16	566000.00	649500.00	664000.00	624000.00	438000.00	278000.00	3820526.26
Green Bay Area	Sullivan EI	540920.80	564000.00	474000.02	446000.00	360000.00	284000.00	130000.00	2797874.40
Green Bay Area	Tank EI	203438.12	222000.00	202000.00	252000.00	240000.00	184000.00	132000.00	1434846.87
Greendale	Highland View EI	99438.12	92000.00	66000.00	60000.00	58000.00	46000.00	26000.00	447297.35
Greenwood	Greenwood EI	74292.08	102000.00	99000.00	78000.00	80000.00	60000.00	42000.00	535109.07
Hartford J1	Lincoln EI	180000.00	208000.00	213000.09	188000.00	134000.00	83000.00	46000.00	1051558.99
Hartford J1	Rosman EI	126000.00	143000.00	141800.03	122400.00	89200.00	55400.00	23000.00	700512.85
Hayward Community	Hayward Pri	533752.48	536000.00	501000.18	470000.00	462000.00	350800.00	193200.00	3045649.93
Hayward Community	Stone Lake EI	44000.00	50000.00	67000.05	68000.00	54000.00	38000.00	23600.00	344440.50
Highland	Highland EI	20000.00	14000.00	18000.00	12000.00	24000.00	18000.00	16000.00	121971.85
Hillsboro	Hillsboro EI	120292.08	136000.00	98000.00	114000.00	91000.00	58000.00	47000.00	664024.61
Holmen	Viking EI	147438.12	232000.00	234500.09	236000.00	232000.00	174000.00	94000.00	1349384.50
Independence	Independence EI	72000.00	78000.00	74000.00	64000.00	52000.00	48000.00	28000.00	415849.84
Ithaca	Ithaca EI	36000.00	36000.00	40000.00	38000.00	48000.00	30000.00	18000.00	245910.84
Janesville	Jackson EI	225168.32	216000.00	173500.10	176000.00	168000.00	142000.00	94000.00	1194255.48
Janesville	Wilson EI	405730.20	364000.00	372500.15	350000.00	362000.00	392000.00	390000.00	2635409.16
Kaukauna Area	Dr H B Tanner EI	129336.64	154000.00	127500.00	104000.00	55000.00	46000.00	22000.00	637592.64
Kaukauna Area	Haen EI	100876.24	80000.00	43500.06	72000.00	68000.00	30000.00	26000.00	420207.37
Kaukauna Area	Nicolet EI	116876.24	124000.00	119000.02	104000.00	103000.00	84000.00	44000.00	694632.25

SAGE Aid Per School for 2006-07 back to 2000-01

Kaukauna Area	Park EI	79460.40	96000.00	97500.00	78000.00	54000.00	50000.00	24000.00	478777.40
Kenosha	Bose EI	241438.12	228000.00	248000.04	252000.00	244000.00	152000.00	102000.00	1466846.91
Kenosha	Durkee EI	194000.00	184000.00	167500.00	194000.00	188000.00	204000.00	150000.00	1281044.83
Kenosha	Edward Bain Sch of L	764066.84	754000.00	670000.04	0.00				
Kenosha	McKinley EI	224066.84	238000.00	195500.00	210000.00	184000.00	194000.00	160000.00	1405074.13
Kenosha	Roosevelt EI	156000.00	146000.00	124000.00	130000.00	128000.00	86000.00	56000.00	825694.99
Kenosha	Vernon EI	351168.32	334000.00	317500.02	348000.00	302000.00	218000.00	148000.00	2017851.85
Kenosha	Wilson EI	363460.40	272000.00	304000.00	272000.00	260000.00	206000.00	144000.00	1820822.22
Kickapoo Area	Kickapoo EI	152000.00	116000.00	102000.00	92000.00	78000.00	104000.00	104000.00	747784.15
La Crosse	Emerson EI	140584.16	124000.00	68000.00	70000.00	62000.00	64000.00	50000.00	578419.92
La Crosse	Franklin EI	182022.28	190000.00	134000.00	158000.00	150000.00	158000.00	140000.00	1111651.57
La Crosse	Hartilton Early Learni	96292.08	94000.00	197500.00	190000.00	200000.00	214000.00	218000.00	1209346.30
La Crosse	Hingyn EI	217438.12	218000.00	206000.00	202000.00	166000.00	132000.00	84000.00	1224964.18
La Crosse	North Woods Internat	210584.16	220000.00	201000.05	214000.00	172000.00	226000.00	226000.00	1469082.11
La Crosse	Roosevelt EI	76584.16	86000.00	80500.01	84000.00	94000.00	76000.00	56000.00	552887.09
La Crosse	Southern Bluffs EI	140292.08	152000.00	155500.00	162000.00	132000.00	90000.00	70000.00	901411.99
La Crosse	Spence EI	206292.08	204000.00	162000.00	164000.00	202000.00	126000.00	84000.00	1147907.30
La Crosse	State Road EI	116584.16	140000.00	104000.00	106000.00	108000.00	86000.00	64000.00	724335.46
La Crosse	Summit EI	179438.12	200000.00	149000.03	148000.00	172000.00	124000.00	92000.00	1064090.90
La Farge	La Farge EI	80000.00	82000.00	64000.00	74000.00	68000.00	58000.00	30000.00	455826.38
Lac du Flambeau #1	Lac du Flambeau EI	314000.00	342000.00	273500.08	292000.00	294000.00	288000.00	290000.00	2092814.98
LadySmith-Hawkins	Ladysmith EI	341438.12	278000.00	294000.00	262000.00	276000.00	282000.00	326000.00	2058883.40
Lake Geneva J1	Central - Denison EI	404000.00	364000.00	364000.10	296000.00	152000.00	108000.00	72000.00	1759305.61
Lake Geneva J1	Eastview EI	238000.00	214000.00	213500.04	202000.00	174000.00	122000.00	72000.00	1235026.10
Lake Geneva J1	Star Center EI	164000.00	148000.00	132500.03	114000.00	80000.00	60000.00	24000.00	722232.56
Lake Holcombe	Holcombe EI	96000.00	114000.00	90000.00	96000.00	116000.00	80000.00	63000.00	654774.76
Lancaster Community	Wmskill EI	188000.00	162000.00	174000.00	172000.00	162000.00	132000.00	94000.00	1083596.45
Laona	Robinson EI	86000.00	97000.00	68500.03	91000.00	110000.00	96000.00	98000.00	646286.53
Loyal	Loyal EI	126000.00	106000.00	135600.01	132000.00	144000.00	98000.00	78000.00	818690.31
Luck	Luck EI	124000.00	94000.00	82000.00	94000.00	92000.00	80000.00	52000.00	617779.45
Madison Metropolitan	Allis EI	330876.24	360000.00	393000.03	392000.00	418000.00	296000.00	154000.00	2342956.54
Madison Metropolitan	Cesar Chavez EI	297146.04	208000.00	224000.02	250000.00	194000.00	118000.00		
Madison Metropolitan	Emerson EI	246876.24	230000.00	211500.00	208000.00	218000.00	176000.00	106000.00	1395888.23
Madison Metropolitan	Falk EI	305438.12	310000.00	250000.00	208000.00	200000.00	152000.00	168000.00	1592950.10
Madison Metropolitan	Franklin EI	204292.08	222000.00	219000.01	264000.00	224000.00	180000.00	122000.00	1434672.68
Madison Metropolitan	Glendale EI	386876.24	342000.00	347500.02	302000.00	158000.00	194000.00	222000.00	1951667.70
Madison Metropolitan	Hawthorne EI	268584.16	280000.00	368500.01	284000.00	226000.00	166000.00	114000.00	1706417.84
Madison Metropolitan	Huegel EI	285730.20	268000.00		0.00				

SAGE Aid Per School for 2006-07 back to 2000-01

Madison Metropolitan	Lake View EI	286292.08	254000.00	227000.01	202000.00	216000.00	158000.00	90000.00	1432818.15
Madison Metropolitan	Leopold EI	576022.28	486000.00	483000.01	406000.00	336000.00	290000.00	228000.00	2804069.72
Madison Metropolitan	Lindbergh EI	223438.12	244000.00	180000.00	188000.00	168000.00	124000.00	92000.00	1218997.03
Madison Metropolitan	Lowell EI	171730.20	178000.00	185500.00	200000.00	188000.00	168000.00	102000.00	1192760.96
Madison Metropolitan	Mendoza EI	279146.04	258000.00	226000.00	230000.00	254000.00	214000.00	236000.00	1696606.40
Madison Metropolitan	Midvale EI	664876.24	660000.00	592000.02	646000.00	596000.00	660000.00	696000.00	4513360.59
Madison Metropolitan	Muir EI	192584.16	184000.00	189500.00	166000.00	152000.00	116000.00	80000.00	1079694.69
Madison Metropolitan	Sandburg EI	245146.04	192000.00		0.00				
Madison Metropolitan	Schenk EI	290022.28	330000.00	168000.02	164000.00	108000.00	98000.00	76000.00	1233637.52
Madison Metropolitan	Shorewood Hills EI	142584.16	176000.00	180500.01	212000.00	220000.00	176000.00	116000.00	1222586.77
Madison Metropolitan	Stephens EI	233146.04	204000.00	190000.00	202000.00	190000.00	136000.00	104000.00	1258672.10
Madison Metropolitan	Thoreau EI	307438.12	266000.00	271500.00	214000.00	202000.00	156000.00	90000.00	1506436.03
Manawa	Manawa EI	150314.36	136000.00	123000.01	110000.00	116000.00	98000.00	64000.00	797056.28
Manitowoc	Riverview EI	285022.28	288000.00	278000.06	161000.00	98000.00	49000.00	67000.00	1225644.59
Marion	Marion EI	144022.28	112000.00	114500.03	154000.00	134000.00	88000.00	54000.00	800160.99
Marshall	Marshall Early Learni	136000.00	132000.00	119000.01	104000.00	80000.00	94000.00	72000.00	736756.00
Marshall	Marshall EI	43146.04	46000.00	34000.00	20000.00	32000.00	0.00	0.00	175099.12
Marshfield	Nasonville EI	101438.12	74000.00	83500.00	80000.00	90000.00	28000.00		
Mauston	Lyndon Station EI	59146.04	36000.00	33000.03	34000.00	36000.00	32000.00	24000.00	254066.30
Mauston	West Side EI	351168.32	352000.00	322000.04	302000.00	264000.00	180000.00	140000.00	1910459.79
Mellen	Mellen EI	88000.00	84000.00	90000.02	82000.00	82000.00	40000.00	42000.00	507807.63
Menasha	Butte des Morts EI	282000.00	264000.00	242000.00	182000.00	147000.00	124000.00	80000.00	1320572.98
Menasha	Gagan EI	346000.00	332000.00	278000.00	229000.00	227000.00	162000.00	89000.00	1662462.71
Menasha	Jefferson EI	178000.00	132000.00	104000.00	124000.00	117000.00	66000.00	23000.00	743709.07
Menasha	Nicolet EI	56000.00	72000.00	46000.00	32000.00	52000.00	16000.00	7000.00	280924.92
Menominee Indian	Keshena Primary	430292.08	480000.00	475000.01	404000.00	422000.00	458000.00	498000.00	3166344.21
Menomonee Area	River Heights EI	268606.44	274000.00	294000.04	316000.00	286000.00	294000.00	288000.00	2019865.07
Mercer	Mercer School	28000.00	17200.00	22000.00	27200.00	32800.00	25600.00	20000.00	172736.18
Merrill Area	Jefferson EI	110000.00	92000.00	70000.00	66000.00	80000.00	60000.00	48000.00	525845.15
Merrill Area	Kate Goodrich EI	234000.00	222000.00	234000.00	242000.00	234000.00	170000.00	102000.00	1437432.21
Merrill Area	Washington EI	170292.08	158000.00	172000.00	182000.00	168000.00	136000.00	92000.00	1077865.06
Milwaukee	Acad of Accelerated L	424000.00	414000.00	340000.00	328000.00	322000.00	190000.00	158000.00	2175230.43
Milwaukee	Alcott EI	178000.00	200000.00	170000.00	212000.00	182000.00	138000.00	100000.00	1179502.60
Milwaukee	Allen-Field EI	976898.52	960000.00	1040000.00	1080000.00	1046000.00	960000.00	950000.00	7010364.58
Milwaukee	Barton EI	414000.00	404000.00	368000.00	378000.00	388000.00	222000.00	162000.00	2335113.12
Milwaukee	Brown Street Acad	536606.44	598000.00	676000.06	680000.00	672000.00	472000.00	280000.00	3913011.05
Milwaukee	Browning EI	508876.24	548000.00	550000.02	574000.00	450000.00	438000.00	468000.00	3535529.52
Milwaukee	Bruce EI	448000.00	400000.00	399500.00	390000.00	376000.00	248000.00	170000.00	2430584.97

Milwaukee	Bryant EI	328000.00	328000.00	332000.00	338000.00	310000.00	202000.00	162000.00	1999206.97
Milwaukee	Burbank EI	354898.52	350000.00	379000.01	418000.00	488000.00	342000.00	219000.00	2549917.80
Milwaukee	Burdick EI	155146.04	144000.00	166000.00	162000.00	170000.00	106000.00	78000.00	980765.95
Milwaukee	Carleton EI	345438.12	360000.00	335000.01	382000.00	412000.00	410000.00	462000.00	2705541.86
Milwaukee	Carson Acad	414000.00	398000.00	326000.00	378000.00	426000.00	278000.00	182000.00	2401113.12
Milwaukee	Carter School of Exce	360000.00			0.00				
Milwaukee	Cass Street EI	300336.64	268000.00	310000.00	340000.00	298000.00	254000.00	160000.00	1929538.92
Milwaukee	Clemens EI	364000.00	382000.00	354000.02	346000.00	332000.00	218000.00	128000.00	2123188.22
Milwaukee	Clement Avenue EI	274000.00	272000.00	260000.00	256000.00	278000.00	200000.00	130000.00	1669399.36
Milwaukee	Congress EI	518000.00	506000.00	485500.00	514000.00	472000.00	370000.00	228000.00	3092294.04
Milwaukee	Cooper EI	115146.04	116000.00	106000.00	126000.00	122000.00	88000.00	62000.00	734850.41
Milwaukee	Curtin EI	254000.00	256000.00	266000.00	256000.00	234000.00	156000.00	110000.00	1531399.36
Milwaukee	Doerfler EI	619549.52	626000.00	600000.00	462000.00	474000.00	286000.00	182000.00	3248485.56
Milwaukee	Dover Street EI	256000.00	284000.00	336500.01	282000.00	290000.00	216000.00	180000.00	1843838.37
Milwaukee	Eighty-First Street EI	302000.00	246000.00	238000.00	280000.00	272000.00	242000.00	158000.00	1737343.05
Milwaukee	Elm Creative Arts EI	292022.28	280000.00	254000.00	296000.00	316000.00	228000.00	159000.00	1824327.79
Milwaukee	Emerson EI	221146.04	250000.00	233500.00	220000.00	218000.00	148000.00	87000.00	1377129.87
Milwaukee	Engleburg EI	476000.00	482000.00	507000.01	462000.00	454000.00	364000.00	234000.00	2977916.05
Milwaukee	Fairview EI	226000.00	204000.00	154000.00	154000.00	212000.00	294000.00	322000.00	1565638.68
Milwaukee	Fifty-Third Street EI	314000.00	344000.00	347000.01	358000.00	288000.00	204000.00	130000.00	1984160.05
Milwaukee	Fletcher EI	324584.16			0.00				
Milwaukee	Forest Home EI	965168.32	886000.00	942000.00	882000.00	1020000.00	1026000.00	1014000.00	6733098.93
Milwaukee	Fratney EI	340000.00	376000.00	346000.00	364000.00	346000.00	258000.00	190000.00	2219145.97
Milwaukee	Gaenslen EI	398898.52	360000.00	375000.03	426000.00	354000.00	266000.00	222000.00	2400899.05
Milwaukee	Garden Homes EI	300000.00	322000.00	340000.00	358000.00	352000.00	288000.00	174000.00	2133160.04
Milwaukee	Garland EI	242898.52	220000.00	248000.00	252000.00	208000.00	154000.00	68000.00	1392307.27
Milwaukee	Goodrich EI	267752.48	312000.00	321500.00	318000.00	264000.00	214000.00	114000.00	1810506.38
Milwaukee	Grant EI	536000.00	536000.00	502000.00	508000.00	500000.00	380000.00	230000.00	3190808.11
Milwaukee	Grantosa Drive EI	519438.12	530000.00	515500.08	456000.00	496000.00	390000.00	232000.00	3137868.31
Milwaukee	Greenfield Bilingual	498584.16	516000.00	497000.07	480000.00	436000.00	284000.00		
Milwaukee	Hampton EI	422000.00	422000.00	444000.00	426000.00	412000.00	338000.00	190000.00	2653000.50
Milwaukee	Hartford Avenue EI	358000.00	376000.00	324000.00	328000.00	314000.00	240000.00	132000.00	2071230.43
Milwaukee	Hawley Road EI	300292.08	220000.00	202000.00	228000.00	228000.00	182000.00	130000.00	1489757.14
Milwaukee	Hawthorne EI	400000.00	416000.00	392000.00	344000.00	298000.00	206000.00	142000.00	2197192.89
Milwaukee	Hayes Bilingual Sch	452000.00	404000.00	434000.00	430000.00	420000.00	324000.00	206000.00	2668991.12
Milwaukee	Hi-Mount EI	426000.00	408000.00	417000.01	438000.00	452000.00	378000.00	240000.00	2757972.36
Milwaukee	Humboldt Park EI	288000.00	300000.00	316000.00	304000.00	338000.00	278000.00	216000.00	2039286.74
Milwaukee	Kluge EI	403146.04	400000.00	399500.04	462000.00	536000.00	408000.00	246000.00	2853562.12

SAGE Aid Per School for 2006-07 back to 2000-01

Milwaukee	Lancaster EI	376000.00	370000.00	395000.01	432000.00	412000.00	318000.00	192000.00	2493986.43
Milwaukee	Lincoln Avenue EI	722022.28	676000.00	736500.03	744000.00	716000.00	488000.00	254000.00	4334776.71
Milwaukee	Lloyd Street EI	573190.60	560000.00	559500.04	560000.00	566000.00	418000.00	310000.00	3545376.75
Milwaukee	Longfellow EI	656000.00	566000.00	610000.00	634000.00	608000.00	642000.00	676000.00	4390512.48
Milwaukee	Lowell EI	244000.00	220000.00	203500.00	162000.00	144000.00	98000.00	80000.00	1151119.91
Milwaukee	Mantoba EI	309146.04	336000.00	315500.08	302000.00	296000.00	212000.00	136000.00	1905937.56
Milwaukee	Maple Tree EI	390000.00	344000.00	360000.00	376000.00	380000.00	380000.00	428000.00	2657117.81
Milwaukee	McNair EI	200000.00	246000.00	226000.00	276000.00	252000.00	220000.00	178000.00	1597352.44
Milwaukee	Metcalfe EI	244000.00	274000.00	306000.00	318000.00	310000.00	180000.00	58000.00	1689253.89
Milwaukee	Milwaukee French Int	296000.00	272000.00	207500.00	172000.00	126000.00	110000.00	94000.00	1277096.45
Milwaukee	Milwaukee Sign Lang	334000.00	368000.00	362000.00	362000.00	426000.00	326000.00	216000.00	2393150.66
Milwaukee	Milwaukee Spanish Int	378584.16	414000.00	332000.00	346000.00	256000.00	182000.00	138000.00	2045772.36
Milwaukee	Mitchell EI	552898.52	596000.00	661000.01	676000.00	688000.00	488000.00	291000.00	3951312.47
Milwaukee	Morgandale EI	366000.00	364000.00	352500.01	362000.00	350000.00	246000.00	174000.00	2213650.67
Milwaukee	Neeskara EI	398000.00	390000.00	310000.00	322000.00	334000.00	244000.00	174000.00	2171244.51
Milwaukee	Ninety-Fifth Street EI	165168.32	164000.00	144500.03	178000.00	168000.00	150000.00	100000.00	1069250.72
Milwaukee	Parkview EI	332000.00	404000.00	370000.00	318000.00	250000.00	154000.00	95000.00	1922253.89
Milwaukee	River Trail EI	286314.36	278000.00	246000.00	270000.00	264000.00	188000.00	85000.00	1616680.87
Milwaukee	Seher	414898.52	308000.00		0.00				
Milwaukee	Sherman EI	520000.00	440000.00	458500.05	464000.00	432000.00	524000.00	600000.00	3437411.40
Milwaukee	Silver Spring EI	302000.00	294000.00	268000.00	320000.00	274000.00	246000.00	152000.00	1855249.20
Milwaukee	Sixty-Eighth Street Ea	74000.00	56000.00	63500.00	64000.00	76000.00	76000.00	66000.00	475349.85
Milwaukee	Sixty-Fifth Street EI	254022.28	290000.00	288500.03	308000.00	334000.00	254000.00	158000.00	1885799.67
Milwaukee	Starns Discovery	328000.00	308000.00	316000.00	310000.00	316000.00	194000.00	96000.00	1867272.66
Milwaukee	Starns Early Childhoc	180000.00	156000.00	158000.00	208000.00	160000.00	162000.00	184000.00	1207511.98
Milwaukee	Stary EI	342292.08	318000.00	326000.00	394000.00	394000.00	336000.00	384000.00	2493367.66
Milwaukee	Stuart EI	262000.00	270000.00	312000.00	248000.00	292000.00	210000.00	114000.00	1707418.13
Milwaukee	Thirty-Eighth Street E	222000.00	240000.00	280000.00	372000.00	424000.00	500000.00	640000.00	2677127.20
Milwaukee	Thirty-Fifth Street EI	304000.00	232000.00	207000.03	270000.00	276000.00	214000.00	138000.00	1640366.54
Milwaukee	Thoreau EI	413168.32	442000.00	451500.06	520000.00	524000.00	386000.00	224000.00	2959448.34
Milwaukee	Thurston Woods EI	274920.80	318000.00	317000.01	416000.00	348000.00	238000.00	152000.00	2062944.77
Milwaukee	Townsend Street EI	398292.08	412000.00	432500.01	462000.00	476000.00	364000.00	274000.00	2817708.13
Milwaukee	Trowbridge Street EI	168000.00	156000.00	158000.00	166000.00	148000.00	136000.00	76000.00	1007610.52
Milwaukee	Twenty-First Street EI	290000.00	362000.00	377000.01	450000.00	572000.00	642000.00	590000.00	3281944.20
Milwaukee	Victory EI	264000.00	220000.00	198000.02	208000.00	206000.00	166000.00	122000.00	1383512.00
Milwaukee	Whitman EI	212000.00	234000.00	230000.00	236000.00	252000.00	172000.00	122000.00	1457446.29
Milwaukee	Wings Academy	17146.04			0.00				
Milwaukee	Wisconsin Avenue EI	344000.00	426000.00	482000.00	580000.00	692000.00	692000.00	850000.00	4064639.18

SAGE Aid Per School for 2006-07 back to 2000-01

Milwaukee	Zablocki EI	528000.00	498000.00	474000.00	464000.00	428000.00	324000.00	230000.00	2944911.34
Milwaukee J1	Milwaukee EI	106584.16	124000.00	158000.00	158000.00	146000.00	120000.00	70000.00	882213.45
Mondovi	Mondovi EI	188000.00	164000.00	136000.00	156000.00	182000.00	126000.00	76000.00	1027633.99
Montello	Forest Lane EI	206292.08	216000.00	192000.02	152000.00	136000.00	102000.00	70000.00	1073935.47
Necedah Area	Necedah EI	280000.00	252000.00	269000.05	252000.00	238000.00	234000.00	232000.00	1756408.79
Neillsville	Neillsville EI	255415.84	262000.00	259000.01	194000.00	214000.00	160000.00	96000.00	1439960.68
Nekoosa	Hunke EI	334000.00	350000.00	246000.00	266000.00	268000.00	212000.00	143600.00	1818975.90
New Auburn	New Auburn EI	102000.00	98000.00	72000.00	78000.00	68000.00	50000.00	34000.00	501816.99
New Holstein	New Holstein EI	120000.00	136000.00	116000.00	124000.00	116000.00	66000.00	40000.00	717709.07
New Lisbon	New Lisbon EI	202292.08	236000.00	192000.00	190000.00	140000.00	112000.00	66000.00	1137846.29
Niagara	Niagara EI	128000.00	112000.00	98000.00	98000.00	112000.00	80000.00	40000.00	667770.07
North Crawford	North Crawford EI	80000.00	78000.00	104000.04	104000.00	100000.00	70000.00	44000.00	579756.03
North Lakeland	North Lakeland EI	60000.00	50000.00	44000.00	30000.00	16000.00	32000.00	20000.00	251929.61
Northland Pines	Northland Pines EI-Ea	178000.00	122000.00	128000.00	106000.00	146000.00	114000.00	66000.00	859751.30
Northland Pines	Northland Pines EI-St	28000.00	48000.00	50000.00	46000.00	52000.00	30000.00	16000.00	269892.07
Northland Pines	Northland Pines-Land	42000.00	34000.00	40000.00	36000.00	38000.00	26000.00	20000.00	235915.54
Northwood	Northwood Sch	123200.00	156800.00	112300.02	116400.00	132800.00	118000.00	124400.00	883626.92
Norwalk-Ontario-Wilton	Norwalk-Ontario-Wiltc	147730.20	152000.00	158000.00	174000.00	146000.00	80000.00	58000.00	915321.95
Norway J7	Drought EI	20000.00	32000.00	22000.00	28000.00	25600.00	23800.00	24600.00	175934.31
Oconto	Oconto EI	257977.72	258000.00	188500.01	184000.00	174000.00	146000.00	74000.00	1282046.03
Oconto Falls	Abrams EI	76292.08	70000.00	62500.03	88000.00	84000.00	31000.00	16000.00	422585.64
Oconto Falls	Oconto Falls EI	203438.12	198000.00	196000.00	212000.00	235000.00	111000.00	68000.00	1222940.72
Oshkosh Area	Jefferson EI	178000.00	190000.00	194000.00	204000.00	168000.00	144000.00	88000.00	1165521.37
Oshkosh Area	Lincoln EI	72000.00	82000.00	82000.00	94000.00	96000.00	94000.00	50000.00	569779.45
Oshkosh Area	Oaklawn EI	180000.00	150000.00	144000.00	116000.00	106000.00	72000.00	55000.00	822727.84
Oshkosh Area	Roosevelt EI	200000.00	220000.00	184000.00	194000.00	196000.00	126000.00	80200.00	1199744.83
Oshkosh Area	Webster Stanley EI	218000.00	230000.00	222000.00	254000.00	238000.00	240000.00	217400.00	1618804.05
Osseo-Fairchild	Fairchild EI	70292.08	76000.00	66500.01	88000.00	82000.00	72000.00	56000.00	510585.63
Osseo-Fairchild	Osseo EI	159730.20	124000.00	121000.01	136000.00	108000.00	80000.00	64000.00	792411.12
Owen-Withee	Owen-Withee EI	140000.00	130000.00	138500.01	142000.00	144000.00	92000.00	58000.00	844166.85
Pecatonica Area	Pecatonica EI	76000.00	62000.00	44000.00	32000.00	49000.00	24000.00	14000.00	300924.92
Pepin Area	Pepin EI	66584.16	60000.00	56500.03	42000.00	32000.00	26000.00	18400.00	301385.65
Peshigo	Peshigo EI	211730.20	242000.00	246000.04	206000.00	192000.00	138000.00	80000.00	1315246.91
Phelps	Phelps EI	42000.00	30000.00	16000.00	28000.00	32000.00	14400.00	10800.00	173134.31
Phillips	Phillips EI	175146.04	148000.00	166000.00	188000.00	168000.00	112000.00	82000.00	1038704.95
Pittsville	Pittsville EI	144876.24	122000.00	138000.02	154000.00	136000.00	102000.00	72000.00	868514.94
Plum City	Plum City EI	60876.24	42000.00	39000.01	52000.00	40000.00	22000.00	20000.00	275754.25
Port Edwards	Port Edwards EI	92000.00	98000.00	88000.00	124000.00	88000.00	72000.00	36000.00	597709.07

SAGE Aid Per School for 2006-07 back to 2000-01

Portage Community	Muir/Woodridge EI	316000.00	252000.00	242000.00	238000.00	218000.00	156000.00	52000.00	147344.59
Portage Community	Rusch EI	132000.00	126000.00	148000.00	136000.00	170000.00	110000.00	90000.00	911680.91
Potosi	Potosi EI	60292.08	46000.00	37500.00	44000.00	58000.00	40000.00	36000.00	321688.85
Prairie du Chien Area	BA Kennedy Sch	335774.76	310000.00	285000.07	244000.00	206000.00	130000.00		
Prairie Farm	Prairie Farm EI	68000.00	64000.00	81500.00	70000.00	84000.00	66000.00	46000.00	479335.77
Prentice	Ogema EI	38000.00	36000.00	28500.01	60000.00	62000.00	72000.00	72000.00	368359.24
Prentice	Prentice EI	66000.00	38000.00		0.00				
Prescott	Malone EI	125730.20	112000.00	98000.02	86000.00	80000.00	42000.00	26000.00	569528.44
Princeton	Princeton Sch	74000.00	66000.00	70500.01	66000.00	60000.00	62000.00	42000.00	440345.16
Pulaski Community	Fairview EI	34000.00	32000.00	38000.00	46000.00	54000.00	42000.00	24000.00	269892.07
Pulaski Community	Glenbrook EI	195730.20	172000.00	169000.03	142000.00	158000.00	106000.00	42000.00	984397.06
Racine	Frat EI	454000.00	431000.00	437250.17	448000.00	442000.00	344000.00	170000.00	2725199.05
Racine	Giese EI	332000.00	298000.00	284000.00	295000.00	278000.00	292000.00	351000.00	2129307.86
Racine	Julian Thomas EI	452000.00	420000.00	403000.00	0.00				
Randolph	Randolph EI	104000.00	90000.00	92000.00	106000.00	82400.00	40000.00	21600.00	535751.30
Random Lake	Random Lake EI	92000.00	72000.00	69500.00	61200.00	56000.00	48000.00	30000.00	428556.41
Reedsburg	Ironton-La Valle EI	39438.12	38000.00	18000.00	24000.00	38000.00	24000.00	18000.00	199381.81
Reedsburg	Loganville EI	33146.04	24000.00	26000.00	26000.00	34000.00	30000.00	18000.00	191085.04
Reedsburg	Pineview EI	202876.24	172000.00	138000.00	150000.00	120000.00	110000.00	56000.00	948524.30
Reedsburg	Rock Springs EI	34584.16	36000.00	36000.00	52000.00	38000.00	36000.00	16000.00	248462.16
Reedsburg	South EI	59146.04	50000.00	44000.00	42000.00	38000.00	34000.00	20000.00	287047.50
Reedsburg	West Side EI	158044.56	122000.00	76000.00	98000.00	86000.00	74000.00	46000.00	659814.63
Rhinelander	Crescent EI	215730.20	226000.00	91500.00	92000.00	90000.00	58000.00	32000.00	805014.35
Rhinelander	Pelican EI	291168.32	310000.00	89000.01	76000.00	94000.00	86000.00	54000.00	999990.02
Rib Lake	Rib Lake EI	120000.00	92000.00	76000.00	84000.00	66000.00	62000.00	40000.00	539802.92
Richland	Doudna EI	283146.04	178000.00	200000.00	156000.00	154000.00	96000.00	64000.00	1130780.03
Richland	Jefferson EI	69146.04	64000.00	84000.00	84000.00	76000.00	58000.00	24000.00	458948.96
River Falls	Greenwood EI	81146.04	64000.00	72000.00	34000.00	40000.00	26000.00	32000.00	349066.27
River Falls	Rocky Branch EI	89438.12	116000.00	84000.00	98000.00	90000.00	78000.00	74000.00	629208.19
River Falls	Westside EI	72292.08	98000.00	104000.00	96000.00	80000.00	58000.00	26000.00	534066.84
River Valley	Arena EI	66000.00	64000.00	50000.00	44000.00	48000.00	44000.00	28000.00	343896.77
River Valley	Lone Rock EI	66000.00	74000.00	50000.00	64000.00	48000.00	32000.00	22000.00	355849.84
River Valley	Spring Green EI	72000.00	58000.00	62000.00	62000.00	56000.00	60000.00	40000.00	409854.53
Riverdale	Riverdale EI	148000.00	174000.00	188000.00	216000.00	134800.00	98000.00	80000.00	1038293.21
Royal	Eroy EI	114000.00	132000.00	100000.00	116000.00	80000.00	68000.00	40000.00	649727.84
Saint Croix Falls	Dresser EI	50876.24	60000.00	36000.00	38000.00	48000.00	26000.00	14000.00	272787.08
Saint Croix Falls	Saint Croix Falls EI	125168.32	120000.00	136000.00	106000.00	92000.00	58000.00	50000.00	666919.62
Sauk Prairie	Black Hawk EI	70022.28	88000.00	84000.04	106000.00	118000.00	102000.00	60000.00	627773.62

SAGE Aid Per School for 2006-07 back to 2000-01

Superior	Northern Lights EI	526000.00	544000.00	552000.00	550000.00	540000.00	540000.00	81600.00	85600.00	695562.57
Suring	Suring EI	98000.00	124000.00	99000.01	101200.00	106400.00	81600.00	85600.00	695562.57	
Thorp	Thorp EI	146000.00	150000.00	132000.00	120000.00	118000.00	128000.00	54000.00	847718.45	
Tigerton	Tigerton EI	91438.12	80000.00	116000.00	94000.00	78000.00	68000.00	38000.00	565217.57	
Tomahawk	Tomahawk EI	218292.08	216000.00	259000.00	270000.00	280000.00	212000.00	122000.00	1576658.59	
Trevor-Wilmot Consolidat	Trevor Grade	84000.00			0.00					
Tri-County Area	Tri-County EI	200000.00	234000.00	232000.00	250000.00	244000.00	176000.00	108000.00	1443413.44	
Turtle Lake	Turtle Lake EI	117146.04	126000.00	118000.00	120000.00	144000.00	106000.00	76000.00	808684.49	
Two Rivers	Koenig EI	232000.00	212000.00	189000.00	166000.00	178000.00	118000.00	66000.00	1160610.52	
Unity	Unity EI	282000.00	284000.00	270000.00	294000.00	292000.00	212000.00	144000.00	1777310.20	
Verona Area	Core Knowledge Cha	46000.00	42000.00	41500.00	36000.00	32000.00	16000.00	12000.00	225415.54	
Verona Area	County View EI	137438.12	182000.00	168000.02	188000.00	180000.00	158000.00	68000.00	1080997.05	
Verona Area	Glacier Edge EI	213168.32			0.00					
Verona Area	Stoner Prairie EI	154876.24	164000.00	184000.02	208000.00	168000.00	118000.00	54000.00	1050388.24	
Verona Area	Sugar Creek EI	92876.24	228000.00	233000.01	112000.00	146000.00	86000.00	66000.00	963613.47	
Viroqua Area	Viroqua EI	246876.24	254000.00	190500.03	184000.00	170000.00	122000.00	86000.00	1252944.57	
Washburn	Washburn EI	91438.12	97000.00	90000.00	98000.00	92000.00	78000.00	48000.00	594208.19	
Watertown	Schurz EI	212000.00	190000.00	196000.00	176000.00	184000.00	118000.00	57000.00	1132587.06	
Waukesha	Saratoga EI	188000.00	170000.00	158000.00	146000.00	140000.00	78000.00	60000.00	939657.45	
Waukesha	White Rock EI	354000.00	362000.00	348000.02	426000.00	520000.00	426000.00	311000.00	2746000.52	
Waupaca	Chain O Lakes EI	174292.08	178000.00	107000.01	72000.00	110000.00	66000.00	31000.00	738123.16	
Waupaca	Waupaca Learning C	282876.24	276000.00	248000.06	196000.00	214000.00	114000.00	60000.00	1390416.43	
Wausau	Franklin EI	228000.00	146000.00	198000.00	206000.00	206000.00	156000.00	98000.00	1237516.67	
Wausau	G D Jones EI	252292.08	218000.00	213000.01	178000.00	192000.00	166000.00	126000.00	1344874.46	
Wausau	Grant EI	176000.00	152000.00	148000.00	148000.00	164000.00	114000.00	58000.00	959652.76	
Wausau	Hawthorn Hills EI	227438.12	204000.00	214000.02	221000.00	214000.00	212000.00	208000.00	1499919.62	
Wausau	John Marshall EI	192000.00	176000.00	159000.01	128000.00	150000.00	122000.00	70000.00	996699.69	
Wausau	Lincoln EI	242000.00	200000.00	208000.00	234000.00	218000.00	174000.00	104000.00	1379450.98	
Wausau	Thomas Jefferson EI	202584.16	178000.00	201500.04	176000.00	228000.00	176000.00	98000.00	1259671.26	
Wausaukee	Wausaukee EI	204584.16	202000.00	186000.00	158000.00	160000.00	198000.00	202000.00	1310213.45	
Wautoma Area	Redgranite EI	124000.00	100000.00	98000.00	86000.00	86000.00	80000.00	40000.00	613798.22	
Wautoma Area	Riverview EI	374292.03	418000.00	364500.01	386000.00	356000.00	242000.00	178000.00	2317886.44	
Wauzeka-Stauben	Wauzeka EI	100292.03	68000.00	64000.00	96000.00	92000.00	82000.00	78000.00	580066.84	
Webster	Webster EI	245146.04	256000.00	250000.00	224000.00	296000.00	228000.00	206000.00	1704620.48	
West Allis	Horace Mann EI	276000.00	320000.00	262000.00	256000.00	270000.00	170000.00	130000.00	1683399.36	
West Allis	Jefferson EI	248000.00	252000.00	242000.02	212000.00	184000.00	98000.00	82000.00	1317502.62	
West Allis	Pershing EI	246000.00	232000.00	213500.02	222000.00	196000.00	110000.00	56000.00	1274979.16	
West Allis	Walker EI	90022.28	86000.00	82000.00	84000.00	74000.00	68000.00	38000.00	521825.20	

SAGE Aid Per School for 2006-07 back to 2000-01

Westfield	Coloma EI	83438.12	80000.00	84000.00	78000.00	68000.00	48000.00	38000.00	479255.11
Westfield	Neshkoro EI	39146.04	46000.00	38000.00	36000.00	64000.00	56000.00	16000.00	295061.58
Westfield	Oxford EI	63730.20	46000.00	60000.00	34000.00	34000.00	28000.00	14000.00	279650.43
Westfield	Westfield EI	160292.08	168000.00	108000.00	152000.00	132000.00	84000.00	58000.00	861935.45
Weston	Weston EI	70000.00	64000.00	46000.00	50000.00	58000.00	26000.00	14000.00	327882.69
Weyauwega-Fremont	Weyauwega EI	101146.04	100000.00	98000.00	102000.00	78000.00	66000.00	26000.00	570906.72
Wheatland J1	Wheatland Center EI	104000.00	102000.00	118000.01	90000.00	108000.00	61000.00	34000.00	616788.85
White Lake	White Lake EI	58000.00	72000.00	74000.00	78000.00	82000.00	68000.00	54000.00	485816.99
Whitehall	Pigeon Falls EI	176000.00	154000.00	151500.02	144000.00	130000.00	98000.00	58000.00	911162.16
Whitewater	Washington EI	152292.08	156000.00	136000.00	166000.00	158000.00	132000.00	90000.00	989902.60
Wild Rose	Wild Rose EI	124292.08	92000.00	114000.00	112000.00	114000.00	104000.00	46000.00	706029.30
Winter	Winter EI	91438.12	94000.00	104000.00	112000.00	92000.00	96000.00	118000.00	707175.34
Wisconsin Dells	Lake Delton EI	146000.00	159000.00	144000.06	138000.00	120000.00	90000.00	39000.00	835676.28
Wisconsin Dells	Neenah Creek EI	50000.00	37000.00	42500.01	31000.00	34000.00	33000.00	18000.00	245427.28
Wisconsin Dells	Spring Hill EI	224000.00	234000.00	230000.00	206000.00	172000.00	104000.00	78000.00	1247516.67
Wisconsin Rapids	Grant EI	68292.08	60000.00	54500.03	60000.00	64000.00	34000.00	30000.00	370651.34
Wisconsin Rapids	Grove EI	164000.00	162000.00	146500.03	160000.00	156000.00	98000.00	70000.00	956124.63
Wisconsin Rapids	Howe EI	259730.20	232000.00	182500.05	162000.00	168000.00	116000.00	76000.00	1195850.16
Wisconsin Rapids	Mead EI	356292.08	322000.00	308500.03	256000.00	286000.00	180000.00	140000.00	1848191.48
Wisconsin Rapids	Pitsch EI	74000.00	92000.00	63500.00	64000.00	58000.00	34000.00	26000.00	411349.85
Wisconsin Rapids	Rudolph EI	50292.08	54000.00	40500.01	62000.00	38000.00	26000.00	20000.00	290646.63
Wisconsin Rapids	Vesper EI	35146.04	32000.00	25500.00	42000.00	36000.00	34000.00	12000.00	216547.50
Wisconsin Rapids	Washington EI	121146.04	82000.00	78000.02	106000.00	82000.00	46000.00	18000.00	532897.36
Wisconsin Rapids	Woodside EI	98000.00	104000.00	96500.01	88000.00	96000.00	80000.00	35200.00	597493.54
Wonenoc-Union Center	Wonenoc EI	78022.28	64000.00	67000.01	56000.00	48000.00	56000.00	32000.00	400890.90
Woodruff J1	Arbor Vitae-Woodruff	136000.00	148000.00	138500.01	118000.00	102000.00	82000.00	62000.00	786223.16



SAGE Aid Per District for 2006-07 back to 2000-01

District Code	District Name	Aid District 2006-07	Aid District 2005-06	Aid District 2004-05	Aid District 2003-04	Aid District 2002-03	Aid District 2001-02	Aid District 2000-01	Total Aid District 2000-01 to 2006-07
0007	Abbotstord	182022.28	256000.00	222000.00	175587.06	206000.00	130000.00	74000.00	1245609.34
0014	Adams-Friendship Area	688066.84	610000.00	736000.12	658451.48	694000.00	646000.00	572000.00	4604518.44
0070	Algoma	120000.00	110000.00	105000.01	81807.61	108000.00	86000.00	62000.00	672807.62
0084	Alma	56000.00	54000.00	43500.00	45892.07	46000.00	28000.00	24000.00	297392.08
0091	Alma Center	216000.00	228000.00	206000.00	159624.60	122000.00	128600.00	50000.00	1110224.60
0105	Almond-Bancroft	150000.00	142000.00	146000.00	125704.37	150000.00	88000.00	46000.00	847704.37
0112	Altoona	356000.00	328000.00	295000.00	305282.05	272000.00	220000.00	126000.00	1902282.05
0119	Amery	258000.00	300000.00	304000.00	317253.89	314000.00	232000.00	140000.00	1865253.89
0140	Antigo	676584.16	710000.00	716000.06	716315.40	724000.00	490000.00	420000.00	4452899.62
0147	Appleton Area	1124965.36	896000.00	918000.08	1003639.68	936000.00	692000.00	577000.00	6014122.44
0154	Arcadia	258000.00	252000.00	222000.00	205516.67	168000.00	106000.00	76000.00	1287516.67
0161	Argyle	47438.12	44000.00	49500.00	40903.80	40000.00	11000.00	9000.00	241841.93
0170	Ashland	718000.00	722000.00	686000.00	654460.86	720000.00	690000.00	644000.00	4834460.86
0196	Athens	60000.00	74000.00	67000.01	89788.84	86000.00	50000.00	38000.00	464788.85
0203	Auburndale	132000.00	102000.00	124000.00	101760.68	102000.00	94000.00	48000.00	703760.68
0217	Augusta	156000.00	187200.00	136000.00	165610.52	184000.00	140000.00	64000.00	1032810.52
0231	Baldwin-Woodville Area	170000.00	176000.00	156000.00	135680.91	130000.00	82000.00	56000.00	905680.91
0287	Barneveld	34000.00	36000.00	34200.01	19154.95	25200.00	20000.00	10000.00	178554.96
0308	Barron Area	291460.40	340000.00	346000.00	357160.04	328000.00	218000.00	172000.00	2052620.45
0315	Bayfield	166000.00	162000.00	164000.00	167605.83	146000.00	196000.00	212000.00	12133605.83
0338	Beaver Dam	422000.00	476000.00	438000.00	397066.20	346000.00	248000.00	152000.00	2479066.20
4263	Beecher-Dunbar-Pembine	84000.00	76000.00	70000.00	83802.92	76000.00	54000.00	38000.00	481802.92
0364	Belmont Community	47146.04	46000.00	52000.00	38908.50	36000.00	24000.00	10000.00	254054.54
0413	Beloit	1128000.00	1170000.00	1096000.00	981691.30	818000.00	722000.00	468000.00	6383691.30
0427	Benton	46000.00	58000.00	54000.00	53873.30	38000.00	24000.00	20000.00	293873.30
0441	Birchwood	80292.08	88000.00	92000.00	93779.45	74000.00	46000.00	18000.00	492071.53
2240	Black Hawk	76000.00	86000.00	90000.00	87793.53	68000.00	41200.00	40400.00	489393.53
0476	Black River Falls	508022.28	326000.00	325500.02	305282.05	320000.00	243200.00	140200.00	2168204.35
0485	Blair-Taylor	140292.08	134000.00	137500.02	147652.76	166000.00	122000.00	82000.00	929444.86
0497	Bloomer	232000.00	246000.00	224500.05	191549.52	162000.00	86000.00	58000.00	1200049.57
0602	Bonduel	156000.00	148000.00	162000.02	133685.60	102000.00	72000.00	58000.00	831685.62
0609	Boscobel Area	269168.32	246000.00	249000.01	253404.05	303000.00	242000.00	156000.00	1718572.38
0623	Bowler	120000.00	134000.00	88000.00	99765.38	134000.00	122000.00	140000.00	837765.38
0637	Boyceville Community	143146.04	166000.00	199500.02	151643.37	162000.00	192000.00	242000.00	1256289.44
0735	Bruce	218000.00	192000.00	161000.01	155633.99	152000.00	144000.00	222000.00	1244634.00

SAGE Aid Per District for 2006-07 back to 2000-01

0870	Cadott Community	222292.08	176000.00	142500.03	143662.14	138000.00	114000.00	86000.00	1022454.25
0882	Cambria-Friesland	68000.00	64000.00	65000.00	73826.38	54000.00	34000.00	15000.00	373826.38
0903	Cameron	173730.20	180000.00	133000.01	119718.45	164000.00	104000.00	50000.00	924448.66
0980	Cashton	82000.00	98000.00	111200.00	132887.48	133200.00	100000.00	63200.00	720487.48
1078	Chetek	238000.00	226000.00	236000.00	233450.98	246000.00	166000.00	100000.00	1445450.98
1092	Chippewa Falls Area	92000.00	104000.00	130000.00	133685.60	166000.00	116000.00	76000.00	817685.60
1120	Clayton	126022.28	118000.00	115500.00	89788.84	94000.00	106000.00	112000.00	761311.12
1127	Clear Lake	82000.00	78000.00	94000.00	89788.84	126000.00	92000.00	52000.00	613788.84
1141	Clintonville	378000.00	338000.00	250000.00	249413.44	212000.00	152000.00	108000.00	1687413.44
1155	Cochrane-Fountain City	78000.00	72000.00	70000.00	67840.46	72000.00	41200.00	30000.00	431040.46
1162	Colby	212584.16	110000.00	116000.00	103755.99	92000.00	66000.00	28000.00	728340.15
1169	Coleman	161000.00	140000.00	170000.00	167605.83	180000.00	106000.00	66000.00	990605.83
1204	Cornell	117730.20	130000.00	156000.00	149648.06	198000.00	116000.00	70000.00	937378.26
1232	Crivitz	138000.00	138000.00	160000.00	183568.29	176000.00	148000.00	114600.00	1058168.29
1253	Cudahy	632000.00	524000.00	484000.00	461913.69	442000.00	362000.00	366000.00	3271913.69
1260	Cumberland	254292.08	268000.00	276500.01	289319.59	256000.00	164000.00	110000.00	1618111.68
2744	Dodgeford	138000.00	110000.00	128000.00	21487.71	260000.00	74000.00	44000.00	775487.71
1428	Dodgeville	188000.00	195000.00	209000.01	189554.21	156000.00	90000.00	46000.00	1073554.22
1449	Dover #1	14584.16	18000.00	17500.00	9976.54	24000.00	18000.00	12000.00	114060.70
1491	Drummond Area	132000.00	130000.00	119500.00	1111737.22	138000.00	92000.00	68000.00	791237.23
1499	Durand	162000.00	154000.00	194000.02	165610.52	184000.00	140000.00	96000.00	1095610.54
1554	Eau Claire Area	1607257.44	1532000.00	1499500.12	1424649.56	1462000.00	1174000.00	902000.00	9601407.13
1561	Edgar	90000.00	84000.00	64000.00	59859.23	52000.00	38000.00	12000.00	399859.23
1582	Elcho	80000.00	78000.00	92000.00	91784.15	110000.00	68000.00	48000.00	567784.15
1600	Eleva-Strum	111730.20	98000.00	110000.04	87793.53	86000.00	70000.00	46000.00	609523.77
1659	Ellsworth Community	236876.24	250000.00	210000.00	213497.90	184000.00	134000.00	70000.00	1298374.14
1666	Elmwood	45146.04	42000.00	42000.00	45892.07	72000.00	54000.00	36000.00	337038.11
1694	Evansville Community	152438.12	131000.00	131500.01	126702.03	117000.00	82000.00	32000.00	772640.16
1813	Fennimore Community	127438.12	120000.00	114000.00	127699.68	92000.00	82000.00	40000.00	703137.80
5757	Flambeau	212292.08	190000.00	182500.05	199530.75	206000.00	176000.00	108000.00	1274322.88
1855	Florence	112000.00	122000.00	129500.00	119718.45	124000.00	92000.00	72000.00	771218.46
1862	Fond du Lac	1227146.04	1106000.00	1121000.16	1051527.06	898000.00	704000.00	477000.00	6584673.26
1870	Fontana J8	42000.00	38000.00	16000.00	32922.57	30000.00	20000.00	11000.00	189922.57
1939	Frederic	140314.36	136000.00	160500.01	169601.14	170000.00	98000.00	52000.00	926415.51
2009	Galesville-Etrick-Trempealeau	197438.12	192000.00	192500.01	169601.14	202000.00	166000.00	92000.00	1211539.27
2128	Gillett	148584.16	168000.00	139000.01	110739.57	152000.00	109000.00	61000.00	888323.74
2135	Gilman	104000.00	148000.00	148000.00	141666.83	148000.00	168000.00	142000.00	999666.83
2205	Glidden	54000.00	64000.00	56000.00	49882.69	69200.00	81200.00	78800.00	453082.69
2212	Goodman-Armstrong	38000.00	44000.00	40000.00	45892.07	46000.00	56000.00		

SAGE Aid Per District for 2006-07 back to 2000-01

2226	Granton Area	86000.00	60000.00	69500.00	55868.61	66000.00	46000.00	24000.00	407368.62
2233	Grantsburg	212022.28	210000.00	204500.03	225469.75	238000.00	170000.00	108000.00	1367992.06
2289	Green Bay Area	3682381.20	3598000.00	3451500.06	3489792.84	3334000.00	2588000.00	1812000.00	#####
2296	Greendale	99438.12	92000.00	66000.00	59859.23	58000.00	46000.00	26000.00	447297.35
2394	Greenwood	74292.08	102000.00	99000.00	77816.99	80000.00	60000.00	42000.00	535109.07
2443	Hartford J1	306000.00	351000.00	354800.12	309671.73	223200.00	138400.00	69000.00	1752071.84
2478	Hayward Community	577752.48	586000.00	568000.23	536737.72	516000.00	388800.00	216800.00	3390090.43
2527	Highland	20000.00	14000.00	18000.00	11971.85	24000.00	18000.00	16000.00	121971.85
2541	Hillsboro	120292.08	136000.00	98000.00	113732.53	91000.00	58000.00	47000.00	664024.61
2562	Holmen	147438.12	232000.00	234500.09	235446.29	232000.00	174000.00	94000.00	1349384.50
2632	Independence	72000.00	78000.00	74000.00	63849.84	52000.00	48000.00	28000.00	415849.84
2660	Ithaca	36000.00	36000.00	40000.00	37910.84	48000.00	30000.00	18000.00	245910.84
2695	Janesville	630898.52	580000.00	546000.25	524765.88	530000.00	534000.00	484000.00	3829664.65
2758	Kaukauna Area	426549.52	454000.00	387500.09	357160.04	280000.00	210000.00	116000.00	2231209.66
2793	Kenosha	2294200.52	2156000.00	2026500.11	1402701.18	1306000.00	1060000.00	760000.00	8817334.94
5960	Kickapoo Area	152000.00	116000.00	102000.00	91784.15	78000.00	104000.00	104000.00	747784.15
2849	La Crosse	1566111.40	1628000.00	1457500.10	1494485.33	1458000.00	1296000.00	1084000.00	9984096.83
2863	La Farge	80000.00	82000.00	64000.00	73826.38	68000.00	58000.00	30000.00	455826.38
1848	Lac du Flambeau #1	314000.00	342000.00	273500.08	291314.90	294000.00	288000.00	290000.00	2092814.98
2856	Ladysmith-Hawkins	341438.12	278000.00	294000.00	261385.28	276000.00	282000.00	326000.00	2058823.40
2885	Lake Geneva J1	806000.00	726000.00	710000.17	610564.10	406000.00	290000.00	168000.00	3716564.27
2891	Lake Holcombe	96000.00	114000.00	90000.00	95774.76	116000.00	80000.00	63000.00	654774.76
2912	Lancaster Community	188000.00	162000.00	174000.00	171596.45	162000.00	132000.00	94000.00	1083596.45
2940	Laona	86000.00	97000.00	68500.03	90786.49	110000.00	96000.00	98000.00	646286.53
3206	Loyal	126000.00	106000.00	135000.01	131690.30	144000.00	98000.00	78000.00	818690.31
3213	Luck	124000.00	94000.00	82000.00	93779.45	92000.00	80000.00	52000.00	617779.45
3269	Madison Metropolitan	5938245.08	5652000.00	4906500.19	4726883.50	4268000.00	3578000.00	2796000.00	#####
3276	Manawa	150314.36	136000.00	123000.01	109741.91	116000.00	98000.00	64000.00	797056.28
3290	Manitowoc	285022.28	288000.00	278000.06	160622.25	98000.00	49000.00	67000.00	1225644.59
3318	Marion	144022.28	112000.00	114500.03	153638.68	134000.00	88000.00	54000.00	800160.99
3332	Marshall	179146.04	178000.00	153000.01	123709.07	112000.00	94000.00	72000.00	911855.12
3339	Marshfield	101438.12	74000.00	83500.00	79812.30	90000.00	28000.00		
3360	Mauson	410314.36	388000.00	355000.07	335211.66	300000.00	212000.00	164000.00	2164526.09
3427	Mellen	88000.00	84000.00	90000.02	81807.61	82000.00	40000.00	42000.00	507807.63
3430	Menasha	862000.00	800000.00	670000.00	565669.68	543000.00	368000.00	199000.00	4007669.68
3434	Menominee Indian	430292.08	480000.00	475000.01	403052.12	422000.00	458000.00	498000.00	3166344.21
3444	Menomonee Area	268606.44	274000.00	294000.04	315258.59	286000.00	294000.00	288000.00	2019865.07
3484	Mercer	28000.00	17200.00	22000.00	27136.18	32800.00	25600.00	20000.00	172736.18
3500	Merrill Area	514292.08	472000.00	476000.00	488850.34	482000.00	366000.00	242000.00	3041142.42

SAGE Aid Per District for 2006-07 back to 2000-01

3619	Milwaukee	#####	#####	29043500.87	#####	29646000.00	#####	#####	#####
3640	Minoqua J1	106584.16	124000.00	158000.00	157629.29	146000.00	120000.00	70000.00	882213.45
3668	Mondovi	188000.00	164000.00	136000.00	155633.99	182000.00	126000.00	76000.00	1027633.99
3689	Montello	206292.08	216000.00	192000.02	151643.37	136000.00	102000.00	70000.00	1073935.47
3871	Necedah Area	280000.00	252000.00	269000.05	251408.75	238000.00	234000.00	232000.00	1756408.79
3899	Neillsville	255415.84	262000.00	259000.01	193544.83	214000.00	160000.00	96000.00	1439960.68
3906	Nekossa	334000.00	350000.00	246000.00	265375.90	268000.00	212000.00	143600.00	1818975.90
3920	New Auburn	102000.00	98000.00	72000.00	77816.99	68000.00	50000.00	34000.00	501816.99
3941	New Holstein	120000.00	136000.00	116000.00	123709.07	116000.00	66000.00	40000.00	717709.07
3948	New Lisbon	202292.08	236000.00	192000.00	189554.21	140000.00	112000.00	66000.00	1137846.29
3969	Niagara	128000.00	112000.00	98000.00	97770.07	112000.00	80000.00	40000.00	667770.07
2016	North Crawford	80000.00	78000.00	104000.04	103755.99	100000.00	70000.00	44000.00	579756.03
0616	North Lakeland	60000.00	50000.00	44000.00	29929.61	16000.00	32000.00	20000.00	251929.61
1526	Northland Pines	248000.00	204000.00	218000.00	187558.91	236000.00	170000.00	102000.00	1365558.91
3654	Northwood	123200.00	156800.00	112300.02	116126.90	132800.00	118000.00	124400.00	883626.92
3990	Norwalk-Ontario-Wilton	147730.20	152000.00	158000.00	173591.75	146000.00	80000.00	58000.00	915321.95
4011	Norway J7	20000.00	32000.00	22000.00	27934.31	25600.00	23800.00	24600.00	175934.31
4067	Oconto	257977.72	258000.00	188500.01	183568.29	174000.00	146000.00	74000.00	1282046.03
4074	Oconto Falls	279730.20	268000.00	258500.03	299296.13	319000.00	142000.00	84000.00	1650526.36
4179	Oshkosh Area	848000.00	872000.00	826000.00	859977.54	804000.00	676000.00	490600.00	5376577.54
4186	Osseo-Fairchild	230022.28	200000.00	187500.02	223474.44	190000.00	152000.00	120000.00	1302996.75
4207	Owen-Withee	140000.00	130000.00	138500.01	141666.83	144000.00	92000.00	58000.00	844166.85
0490	Pecatonica Area	76000.00	62000.00	44000.00	31924.92	49000.00	24000.00	14000.00	300924.92
4270	Peain Area	66584.16	60000.00	56500.03	41901.46	32000.00	26000.00	18400.00	301385.65
4305	Peshigo	211730.20	242000.00	246000.04	205516.67	192000.00	138000.00	80000.00	1315246.91
4330	Phelps	42000.00	30000.00	16000.00	27934.31	32000.00	14400.00	10800.00	173134.31
4347	Phillips	175146.04	148000.00	166000.00	187558.91	168000.00	112000.00	82000.00	1038704.95
4368	Pittsville	144876.24	122000.00	138000.02	153638.68	136000.00	102000.00	72000.00	868514.94
4459	Plum City	60876.24	42000.00	39000.01	51878.00	40000.00	22000.00	20000.00	275754.25
4508	Port Edwards	92000.00	98000.00	88000.00	123709.07	88000.00	72000.00	36000.00	597709.07
4501	Portage Community	448000.00	378000.00	390000.00	373122.51	388000.00	266000.00	142000.00	2385122.51
4529	Potosi	60292.08	46000.00	37500.00	43896.77	58000.00	40000.00	36000.00	321688.85
4543	Prairie du Chien Area	335774.76	310000.00	285000.07	243427.52	206000.00	130000.00		
4557	Prairie Farm	68000.00	64000.00	81500.00	69835.76	84000.00	66000.00	46000.00	479335.77
4571	Prentice	104000.00	74000.00	28500.01	59859.23	62000.00	72000.00	72000.00	368359.24
4578	Prescott	125730.20	112000.00	98000.02	85798.22	80000.00	42000.00	26000.00	569528.44
4606	Princeton	74000.00	66000.00	70500.01	65845.15	60000.00	62000.00	42000.00	440345.16
4613	Pulaski Community	229730.20	204000.00	207000.03	187558.91	212000.00	148000.00	66000.00	1254289.14
4620	Racine	1238000.00	1149000.00	1124250.17	741256.74	720000.00	636000.00	521000.00	4854506.91

SAGE Aid Per District for 2006-07 back to 2000-01

4634	Randolph	104000.00	90000.00	92000.00	105751.30	82400.00	40000.00	21600.00	535751.30
4641	Random Lake	92000.00	72000.00	69500.00	61056.41	56000.00	48000.00	30000.00	428556.41
4753	Reedsburg	527235.16	442000.00	338000.00	391080.27	354000.00	308000.00	174000.00	2534315.43
4781	Rhineland	506898.52	536000.00	180500.01	167605.83	184000.00	144000.00	86000.00	1805004.37
4795	Rib Lake	120000.00	92000.00	76000.00	83802.92	66000.00	62000.00	40000.00	539802.92
4851	Richland	352292.08	242000.00	284000.00	239436.90	230000.00	154000.00	88000.00	1589728.98
4893	River Falls	242876.24	278000.00	260000.00	227465.06	210000.00	162000.00	132000.00	1512341.30
5523	River Valley	204000.00	196000.00	162000.00	169601.14	152000.00	136000.00	90000.00	1109601.14
3850	Riverdale	148000.00	174000.00	188000.00	215493.21	134800.00	98000.00	80000.00	1038293.21
1673	Royall	114000.00	132000.00	100000.00	115727.84	80000.00	68000.00	40000.00	649727.84
5019	Saint Croix Falls	176044.56	180000.00	172000.00	143662.14	140000.00	84000.00	64000.00	959706.70
5100	Sauk Prairie	339504.96	320000.00	280000.06	265375.90	294000.00	234000.00	134000.00	1846588.84
5124	Seneca	84000.00	66000.00	56500.01	51878.00	60000.00	48000.00	20000.00	386378.01
5264	Shawano-Gresham	769168.32	676000.00	625000.00	536737.72	585000.00	412000.00	192000.00	3795906.04
5271	Sheboygan Area	886876.24	542000.00	477000.03	482864.42	504000.00	424000.00	358000.00	3353864.45
5278	Sheboygan Falls	260000.00	192000.00	178500.02	139671.53	108000.00	65000.00	31000.00	974171.55
5306	Shell Lake	156898.52	162000.00	170000.02	169601.14	182000.00	120000.00	80000.00	1040499.68
5362	Shullsburg	80000.00	54000.00	74000.00	67840.46	62000.00	56000.00	16000.00	409840.46
5376	Siren	146000.00	172000.00	158000.00	153638.68	176000.00	166000.00	180000.00	1151638.68
5397	Solon Springs	98000.00	84000.00	61500.00	81807.61	82000.00	66000.00	40000.00	513307.61
5439	South Milwaukee	196292.08	244000.00	254000.00	236443.94	214000.00	146000.00	82000.00	1372736.02
4522	South Shore	54000.00	54000.00	44500.01	53873.30	50000.00	42000.00	50000.00	348373.32
5457	Southern Door County	159730.20	184000.00	150500.01	148650.41	145000.00	113000.00	60000.00	960880.62
2485	Southwestern Wisconsin	100000.00	88000.00	70000.00	47887.38	60000.00	56000.00	44000.00	465887.38
5460	Sparta Area	642000.00	610000.00	453000.12	494836.26	500000.00	358000.00	288000.00	3345836.39
5474	Spooner Area	275168.32	288000.00	292000.06	341197.58	312000.00	248000.00	136000.00	1892365.96
5586	Spring Valley	129752.48	106000.00	98000.00	77816.99	72000.00	54000.00	40000.00	577569.47
5593	Stanley-Boyd Area	284000.00	210000.00	208000.00	171596.45	190000.00	218000.00	154000.00	1435596.45
5607	Stevens Point Area	526000.00	492000.00	426000.00	399061.50	404000.00	320000.00	297000.00	2864061.50
5614	Stockbridge	20000.00	24000.00	27500.00	25939.00	14000.00	12000.00	4000.00	127439.00
5628	Stratford	97438.12	100000.00	94500.03	85798.22	80000.00	62000.00	40000.00	559736.38
5642	Sturgeon Bay	266000.00	232000.00	224500.05	181572.98	132000.00	82000.00	56000.00	1174073.04
5656	Sun Prairie Area	408000.00	392000.00	376000.00	381103.74	328000.00	246000.00	164000.00	2295103.74
5663	Superior	1318876.24	1270000.00	1312000.00	1251057.81	1276000.00	656000.00	520000.00	4893224.48
5670	Suring	98000.00	124000.00	99000.01	100962.56	106400.00	81600.00	85600.00	695562.57
5726	Thorp	146000.00	150000.00	132000.00	119718.45	118000.00	128000.00	54000.00	847718.45
5740	Tigerton	91438.12	80000.00	116000.00	93779.45	78000.00	68000.00	38000.00	565217.57
5754	Tomahawk	218292.08	216000.00	259000.00	269366.51	280000.00	212000.00	122000.00	1576658.59
5780	Trevor-Wilmot Consolidated	84000.00							

SAGE Aid Per District for 2006-07 back to 2000-01

4375	Tri-County Area	200000.00	234000.00	232000.00	249413.44	244000.00	176000.00	108000.00	1443413.44
5810	Turtle Lake	117146.04	126000.00	118000.00	119718.45	144000.00	106000.00	76000.00	806864.49
5824	Two Rivers	232000.00	212000.00	189000.00	165610.52	178000.00	118000.00	66000.00	1160610.52
0238	Unity	282000.00	284000.00	270000.00	293310.20	292000.00	212000.00	144000.00	1777310.20
5901	Verona Area	644358.92	616000.00	626500.05	542723.64	526000.00	378000.00	200000.00	3320414.30
5985	Viroqua Area	246876.24	254000.00	190500.03	183568.29	170000.00	122000.00	86000.00	1252944.57
6027	Washburn	91438.12	97000.00	90000.00	97770.07	92000.00	78000.00	48000.00	594208.19
6125	Watertown	212000.00	190000.00	196000.00	175587.06	184000.00	118000.00	57000.00	1132587.06
6174	Waukesha	542000.00	532000.00	506000.02	570657.95	660000.00	504000.00	371000.00	3685657.97
6195	Waupaca	457168.32	454000.00	355000.07	267371.21	324000.00	180000.00	91000.00	2128539.59
6223	Wausau	1520314.36	1274000.00	1341500.08	1287971.00	1372000.00	1120000.00	762000.00	8677785.44
6230	Wausaukee	204584.16	202000.00	186000.00	157629.29	160000.00	198000.00	202000.00	1310213.45
6237	Wautoma Area	498292.08	518000.00	462500.01	470892.57	442000.00	322000.00	218000.00	2931684.67
6251	Wauzeka-Stauben	100292.08	68000.00	64000.00	95774.76	92000.00	82000.00	78000.00	580066.84
6293	Webster	245146.04	256000.00	250000.00	223474.44	296000.00	228000.00	206000.00	1704620.48
6300	West Allis	860022.28	890000.00	799500.04	772184.01	724000.00	446000.00	306000.00	4797706.33
6335	Westfield	346606.44	340000.00	290000.00	299296.13	298000.00	216000.00	126000.00	1915902.57
6354	Weston	70000.00	64000.00	46000.00	49882.69	58000.00	26000.00	14000.00	327882.69
6384	Weyauwega-Fremont	101146.04	100000.00	98000.00	101760.68	78000.00	66000.00	26000.00	570906.72
6412	Wheatland J1	104000.00	102000.00	118000.01	89788.84	108000.00	61000.00	34000.00	616788.85
6440	White Lake	58000.00	72000.00	74000.00	77816.99	82000.00	68000.00	54000.00	485816.99
6426	Whitehall	176000.00	154000.00	151500.02	143662.14	130000.00	98000.00	58000.00	911162.16
6461	Whitewater	152292.08	156000.00	136000.00	165610.52	158000.00	132000.00	90000.00	989902.60
6475	Wild Rose	124292.08	92000.00	114000.00	111737.22	114000.00	104000.00	46000.00	706029.30
6615	Winter	91438.12	94000.00	104000.00	111737.22	92000.00	96000.00	118000.00	707175.34
6678	Wisconsin Dells	420000.00	430000.00	416500.07	374120.16	326000.00	227000.00	135000.00	2328620.23
6685	Wisconsin Rapids	1226898.52	1140000.00	996000.21	997653.76	984000.00	648000.00	427200.00	6419752.49
6713	Woneoc-Union Center	78022.28	64000.00	67000.01	55868.61	48000.00	56000.00	32000.00	400890.90
6720	Woodruff J1	136000.00	148000.00	138500.01	117723.14	102000.00	82000.00	62000.00	786223.16



SAGE Participation Trend Data
updated 3/19/07

	2000-01	2001-02	2002-03	2003-04	2004-05	2005-06	2006-07
Districts	244	237	231	229	227	222	220
Schools	576	560	548	529	524	495	480
Total K-3 Enrollment	61,360	81,072	100,460	97,809	96,828	93,336	92,671
K-3 Low Income Pupils	28,752	37,278	47,526	47,899	48,461	48,412	49,676
K-3 Low Income Rate	46.86%	45.98%	47.31%	48.97%	50.05%	51.87%	53.60%