

**2011 - 2012 LEGISLATURE
STATISTICS AND MAPS**

Appendix to: SB-0 LRB-2266

rmNr
e 1
MK
g's

POPULATION STATISTICS

| <u>District</u> | <u>Population</u> | <u>Deviation</u> | <u>Pct. Dev.</u> | <u>Minority Population</u> | |
|-----------------|-------------------|------------------|------------------|----------------------------|--------------|
| | | | | <u>Hispanic</u> | <u>Other</u> |
| Sen. Dist. 1 | 172,313 | -20 | -0.01 | 4,148 | 5,897 |
| Asm. Dist. 1 | 57,220 | -224 | -0.39 | 1,239 | 1,214 |
| Asm. Dist. 2 | 57,649 | 205 | 0.36 | 1,084 | 2,183 |
| Asm. Dist. 3 | 57,444 | 0 | 0.00 | 1,825 | 2,500 |
| Sen. Dist. 2 | 172,461 | 128 | 0.07 | 4,341 | 14,071 |
| Asm. Dist. 4 | 57,486 | 42 | 0.07 | 1,675 | 5,335 |
| Asm. Dist. 5 | 57,470 | 26 | 0.04 | 1,247 | 4,611 |
| Asm. Dist. 6 | 57,505 | 61 | 0.11 | 1,419 | 4,125 |
| Sen. Dist. 3 | 171,977 | -356 | -0.21 | 81,772 | 20,234 |
| Asm. Dist. 7 | 57,498 | 54 | 0.09 | 9,375 | 6,059 |
| Asm. Dist. 8 | 57,246 | -198 | -0.35 | 35,971 | 6,770 |
| Asm. Dist. 9 | 57,233 | -211 | -0.37 | 36,426 | 7,405 |
| Sen. Dist. 4 | 172,425 | 92 | 0.05 | 7,421 | 119,413 |
| Asm. Dist. 10 | 57,428 | -16 | -0.03 | 2,515 | 39,538 |
| Asm. Dist. 11 | 57,503 | 59 | 0.10 | 2,080 | 42,879 |
| Asm. Dist. 12 | 57,494 | 50 | 0.09 | 2,826 | 36,996 |
| Sen. Dist. 5 | 172,421 | 88 | 0.05 | 7,268 | 14,831 |
| Asm. Dist. 13 | 57,452 | 8 | 0.01 | 2,623 | 4,929 |
| Asm. Dist. 14 | 57,597 | 153 | 0.27 | 1,448 | 5,472 |
| Asm. Dist. 15 | 57,372 | -72 | -0.13 | 3,197 | 4,430 |
| Sen. Dist. 6 | 172,292 | -41 | -0.02 | 8,496 | 123,437 |
| Asm. Dist. 16 | 57,458 | 14 | 0.02 | 2,818 | 41,812 |
| Asm. Dist. 17 | 57,354 | -90 | -0.16 | 2,323 | 40,227 |
| Asm. Dist. 18 | 57,480 | 36 | 0.06 | 3,355 | 41,398 |
| Sen. Dist. 7 | 172,423 | 90 | 0.05 | 14,136 | 14,888 |
| Asm. Dist. 19 | 57,546 | 102 | 0.18 | 3,220 | 6,566 |
| Asm. Dist. 20 | 57,428 | -16 | -0.03 | 6,551 | 3,795 |
| Asm. Dist. 21 | 57,449 | 5 | 0.01 | 4,365 | 4,527 |
| Sen. Dist. 8 | 172,356 | 23 | 0.01 | 4,147 | 17,735 |
| Asm. Dist. 22 | 57,495 | 51 | 0.09 | 1,215 | 5,978 |
| Asm. Dist. 23 | 57,579 | 135 | 0.23 | 1,348 | 3,576 |
| Asm. Dist. 24 | 57,282 | -162 | -0.28 | 1,584 | 8,181 |
| Sen. Dist. 9 | 172,439 | 106 | 0.06 | 8,745 | 11,097 |
| Asm. Dist. 25 | 57,322 | -122 | -0.21 | 2,300 | 2,964 |
| Asm. Dist. 26 | 57,581 | 137 | 0.24 | 4,187 | 4,867 |
| Asm. Dist. 27 | 57,536 | 92 | 0.16 | 2,258 | 3,266 |
| Sen. Dist. 10 | 172,245 | -88 | -0.05 | 3,017 | 6,294 |
| Asm. Dist. 28 | 57,467 | 23 | 0.04 | 944 | 1,624 |
| Asm. Dist. 29 | 57,537 | 93 | 0.16 | 961 | 2,482 |
| Asm. Dist. 30 | 57,241 | -203 | -0.35 | 1,112 | 2,188 |

| <u>District</u> | <u>Population</u> | <u>Deviation</u> | <u>Pct. Dev.</u> | <u>Minority Population</u> | |
|-----------------|-------------------|------------------|------------------|----------------------------|--------------|
| | | | | <u>Hispanic</u> | <u>Other</u> |
| Sen. Dist. 11 | 172,329 | -4 | 0.00 | 14,420 | 5,330 |
| Asm. Dist. 31 | 57,240 | -204 | -0.36 | 4,770 | 2,532 |
| Asm. Dist. 32 | 57,524 | 80 | 0.14 | 6,509 | 1,564 |
| Asm. Dist. 33 | 57,565 | 121 | 0.21 | 3,141 | 1,234 |
| Sen. Dist. 12 | 172,381 | 48 | 0.03 | 2,395 | 9,404 |
| Asm. Dist. 34 | 57,387 | -57 | -0.10 | 608 | 1,644 |
| Asm. Dist. 35 | 57,562 | 118 | 0.20 | 866 | 1,526 |
| Asm. Dist. 36 | 57,432 | -12 | -0.02 | 921 | 6,234 |
| Sen. Dist. 13 | 172,387 | 54 | 0.03 | 7,575 | 4,528 |
| Asm. Dist. 37 | 57,507 | 63 | 0.11 | 2,928 | 1,716 |
| Asm. Dist. 38 | 57,493 | 49 | 0.08 | 2,103 | 1,479 |
| Asm. Dist. 39 | 57,387 | -57 | -0.10 | 2,544 | 1,333 |
| Sen. Dist. 14 | 171,988 | -345 | -0.20 | 5,590 | 5,120 |
| Asm. Dist. 40 | 57,366 | -78 | -0.14 | 1,489 | 1,403 |
| Asm. Dist. 41 | 57,337 | -107 | -0.19 | 2,772 | 2,010 |
| Asm. Dist. 42 | 57,285 | -159 | -0.28 | 1,329 | 1,707 |
| Sen. Dist. 15 | 172,496 | 163 | 0.09 | 12,515 | 12,306 |
| Asm. Dist. 43 | 57,443 | -1 | 0.00 | 2,847 | 1,980 |
| Asm. Dist. 44 | 57,395 | -49 | -0.09 | 3,274 | 3,421 |
| Asm. Dist. 45 | 57,658 | 214 | 0.37 | 6,394 | 6,905 |
| Sen. Dist. 16 | 172,429 | 96 | 0.06 | 13,572 | 22,847 |
| Asm. Dist. 46 | 57,458 | 14 | 0.02 | 1,866 | 5,082 |
| Asm. Dist. 47 | 57,465 | 21 | 0.04 | 7,110 | 7,806 |
| Asm. Dist. 48 | 57,506 | 62 | 0.11 | 4,596 | 9,959 |
| Sen. Dist. 17 | 172,550 | 217 | 0.13 | 3,650 | 4,416 |
| Asm. Dist. 49 | 57,346 | -98 | -0.17 | 707 | 1,333 |
| Asm. Dist. 50 | 57,624 | 180 | 0.31 | 1,453 | 2,057 |
| Asm. Dist. 51 | 57,580 | 136 | 0.24 | 1,490 | 1,026 |
| Sen. Dist. 18 | 171,722 | -611 | -0.35 | 5,802 | 11,043 |
| Asm. Dist. 52 | 57,232 | -212 | -0.37 | 3,025 | 2,956 |
| Asm. Dist. 53 | 57,240 | -204 | -0.36 | 1,172 | 4,405 |
| Asm. Dist. 54 | 57,250 | -194 | -0.34 | 1,605 | 3,682 |
| Sen. Dist. 19 | 172,576 | 243 | 0.14 | 7,745 | 11,260 |
| Asm. Dist. 55 | 57,493 | 49 | 0.08 | 2,408 | 2,913 |
| Asm. Dist. 56 | 57,582 | 138 | 0.24 | 1,574 | 3,598 |
| Asm. Dist. 57 | 57,501 | 57 | 0.10 | 3,763 | 4,749 |
| Sen. Dist. 20 | 172,003 | -330 | -0.19 | 4,391 | 4,858 |
| Asm. Dist. 58 | 57,227 | -217 | -0.38 | 1,657 | 1,633 |
| Asm. Dist. 59 | 57,391 | -53 | -0.09 | 1,492 | 1,690 |
| Asm. Dist. 60 | 57,385 | -59 | -0.10 | 1,242 | 1,535 |

| <u>District</u> | <u>Population</u> | <u>Deviation</u> | <u>Pct. Dev.</u> | <u>Minority Population</u> | |
|-----------------|-------------------|------------------|------------------|----------------------------|--------------|
| | | | | <u>Hispanic</u> | <u>Other</u> |
| Sen. Dist. 21 | 172,324 | -9 | -0.01 | 10,039 | 10,975 |
| Asm. Dist. 61 | 57,614 | 170 | 0.30 | 2,965 | 2,024 |
| Asm. Dist. 62 | 57,345 | -99 | -0.17 | 3,765 | 4,789 |
| Asm. Dist. 63 | 57,365 | -79 | -0.14 | 3,309 | 4,162 |
| Sen. Dist. 22 | 172,270 | -63 | -0.04 | 31,642 | 33,101 |
| Asm. Dist. 64 | 57,270 | -174 | -0.30 | 6,430 | 7,668 |
| Asm. Dist. 65 | 57,455 | 11 | 0.02 | 11,277 | 8,861 |
| Asm. Dist. 66 | 57,545 | 101 | 0.18 | 13,935 | 16,572 |
| Sen. Dist. 23 | 172,149 | -184 | -0.11 | 3,721 | 5,456 |
| Asm. Dist. 67 | 57,239 | -205 | -0.36 | 668 | 1,515 |
| Asm. Dist. 68 | 57,261 | -183 | -0.32 | 866 | 2,540 |
| Asm. Dist. 69 | 57,649 | 205 | 0.36 | 2,187 | 1,401 |
| Sen. Dist. 24 | 172,520 | 187 | 0.11 | 5,337 | 7,321 |
| Asm. Dist. 70 | 57,552 | 108 | 0.19 | 1,630 | 2,280 |
| Asm. Dist. 71 | 57,519 | 75 | 0.13 | 1,489 | 3,008 |
| Asm. Dist. 72 | 57,449 | 5 | 0.01 | 2,218 | 2,033 |
| Sen. Dist. 25 | 172,409 | 76 | 0.04 | 2,432 | 12,490 |
| Asm. Dist. 73 | 57,453 | 9 | 0.02 | 684 | 3,743 |
| Asm. Dist. 74 | 57,494 | 50 | 0.09 | 749 | 6,945 |
| Asm. Dist. 75 | 57,462 | 18 | 0.03 | 999 | 1,802 |
| Sen. Dist. 26 | 172,596 | 263 | 0.15 | 10,919 | 30,067 |
| Asm. Dist. 76 | 57,617 | 173 | 0.30 | 2,656 | 7,837 |
| Asm. Dist. 77 | 57,433 | -11 | -0.02 | 4,884 | 11,921 |
| Asm. Dist. 78 | 57,546 | 102 | 0.18 | 3,379 | 10,309 |
| Sen. Dist. 27 | 172,449 | 116 | 0.07 | 5,312 | 7,679 |
| Asm. Dist. 79 | 57,461 | 17 | 0.03 | 1,860 | 3,270 |
| Asm. Dist. 80 | 57,585 | 141 | 0.24 | 1,228 | 2,191 |
| Asm. Dist. 81 | 57,403 | -41 | -0.07 | 2,224 | 2,218 |
| Sen. Dist. 28 | 172,218 | -115 | -0.07 | 8,445 | 10,950 |
| Asm. Dist. 82 | 57,430 | -14 | -0.02 | 2,988 | 5,884 |
| Asm. Dist. 83 | 57,423 | -21 | -0.04 | 1,484 | 1,391 |
| Asm. Dist. 84 | 57,365 | -79 | -0.14 | 3,973 | 3,675 |
| Sen. Dist. 29 | 172,292 | -41 | -0.02 | 3,243 | 13,637 |
| Asm. Dist. 85 | 57,480 | 36 | 0.06 | 1,459 | 6,701 |
| Asm. Dist. 86 | 57,454 | 10 | 0.02 | 909 | 3,011 |
| Asm. Dist. 87 | 57,358 | -86 | -0.15 | 875 | 3,925 |
| Sen. Dist. 30 | 172,798 | 465 | 0.27 | 15,722 | 14,758 |
| Asm. Dist. 88 | 57,556 | 112 | 0.19 | 4,733 | 4,199 |
| Asm. Dist. 89 | 57,634 | 190 | 0.33 | 899 | 1,714 |
| Asm. Dist. 90 | 57,608 | 164 | 0.28 | 10,090 | 8,845 |

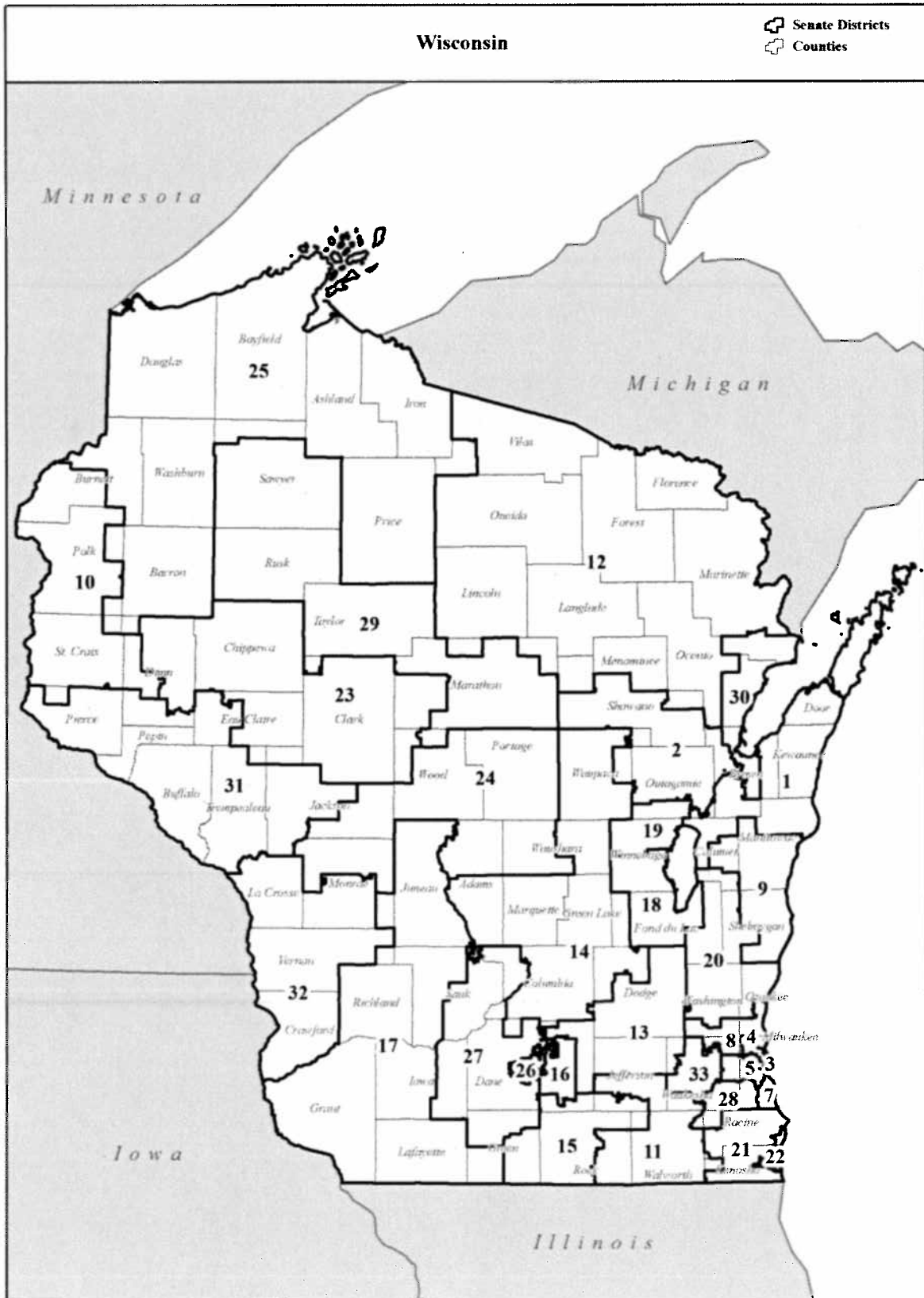
| <u>District</u> | <u>Population</u> | <u>Deviation</u> | <u>Pct. Dev.</u> | <u>Minority Population</u> | |
|-----------------|-------------------|------------------|------------------|----------------------------|--------------|
| | | | | <u>Hispanic</u> | <u>Other</u> |
| Sen. Dist. 31 | 172,338 | 5 | 0.00 | 4,326 | 8,251 |
| Asm. Dist. 91 | 57,359 | -85 | -0.15 | 1,132 | 4,283 |
| Asm. Dist. 92 | 57,431 | -13 | -0.02 | 2,354 | 2,405 |
| Asm. Dist. 93 | 57,548 | 104 | 0.18 | 840 | 1,563 |
| Sen. Dist. 32 | 172,122 | -211 | -0.12 | 2,755 | 9,686 |
| Asm. Dist. 94 | 57,266 | -178 | -0.31 | 670 | 3,333 |
| Asm. Dist. 95 | 57,372 | -72 | -0.13 | 1,071 | 5,147 |
| Asm. Dist. 96 | 57,484 | 40 | 0.07 | 1,014 | 1,206 |
| Sen. Dist. 33 | 172,288 | -45 | -0.03 | 11,017 | 9,139 |
| Asm. Dist. 97 | 57,279 | -165 | -0.29 | 6,522 | 3,373 |
| Asm. Dist. 98 | 57,513 | 69 | 0.12 | 3,230 | 3,929 |
| Asm. Dist. 99 | 57,496 | 52 | 0.09 | 1,265 | 1,837 |
| TOTAL | 5,686,986 | | | 336,056 | 612,519 |

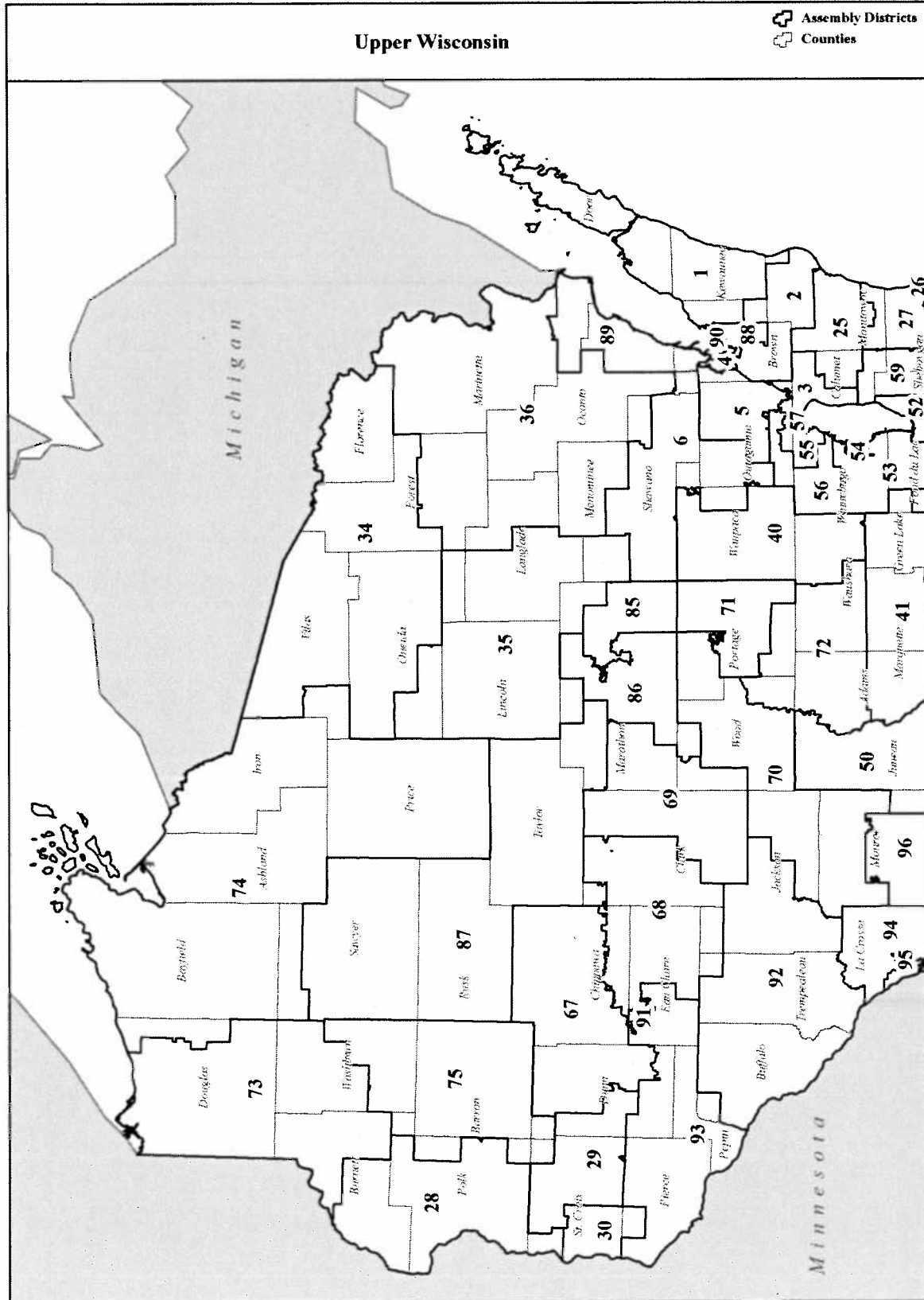
ASSEMBLY

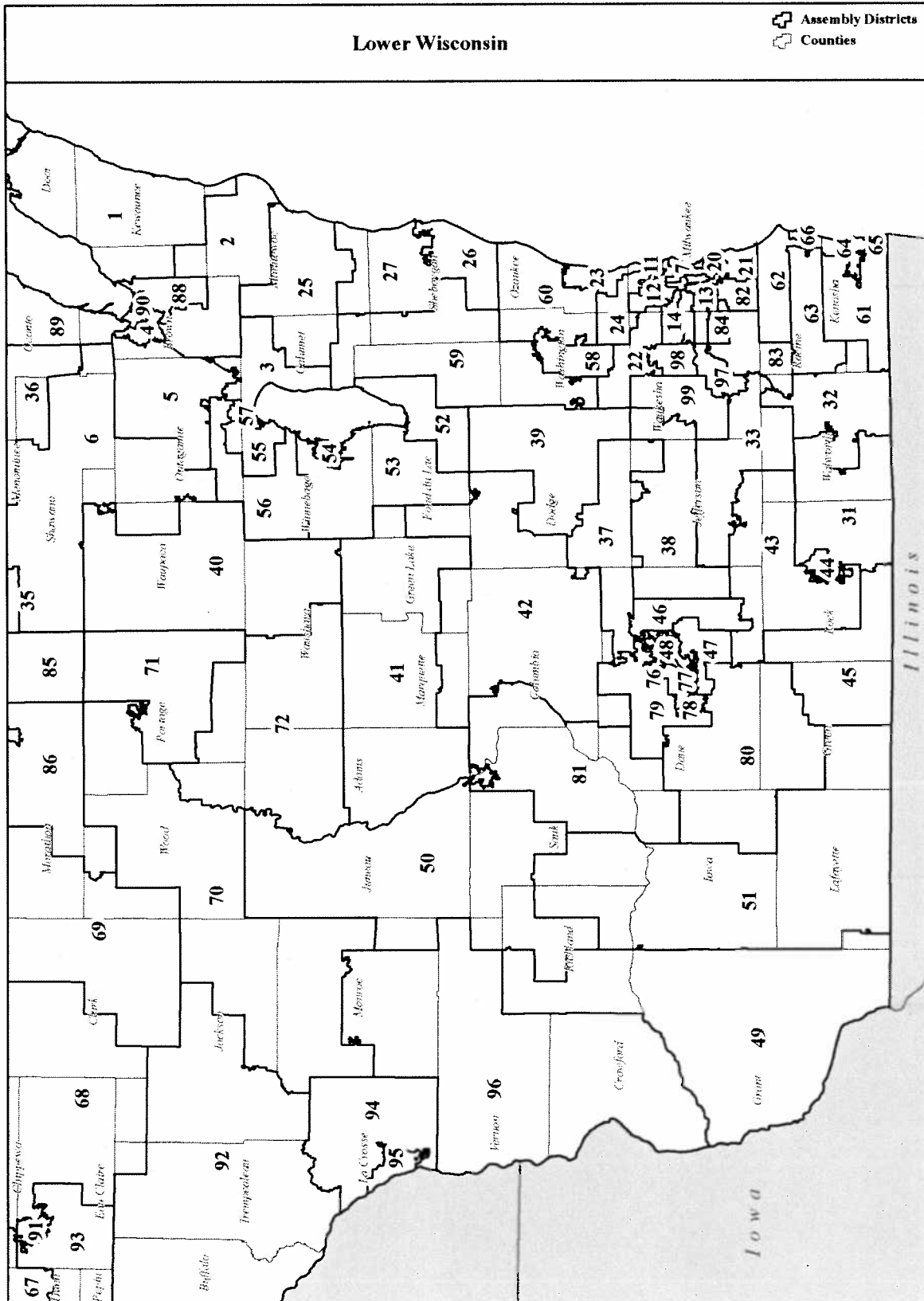
| | Persons | Percent |
|-----------------------------|---------|---------|
| Mean Deviation: | 93 | 0.16 |
| Largest Positive Deviation: | 214 | 0.37 |
| Largest Negative Deviation: | -224 | -0.39 |
| Overall Range in Deviation: | ± 438 | ± 0.76 |

SENATE

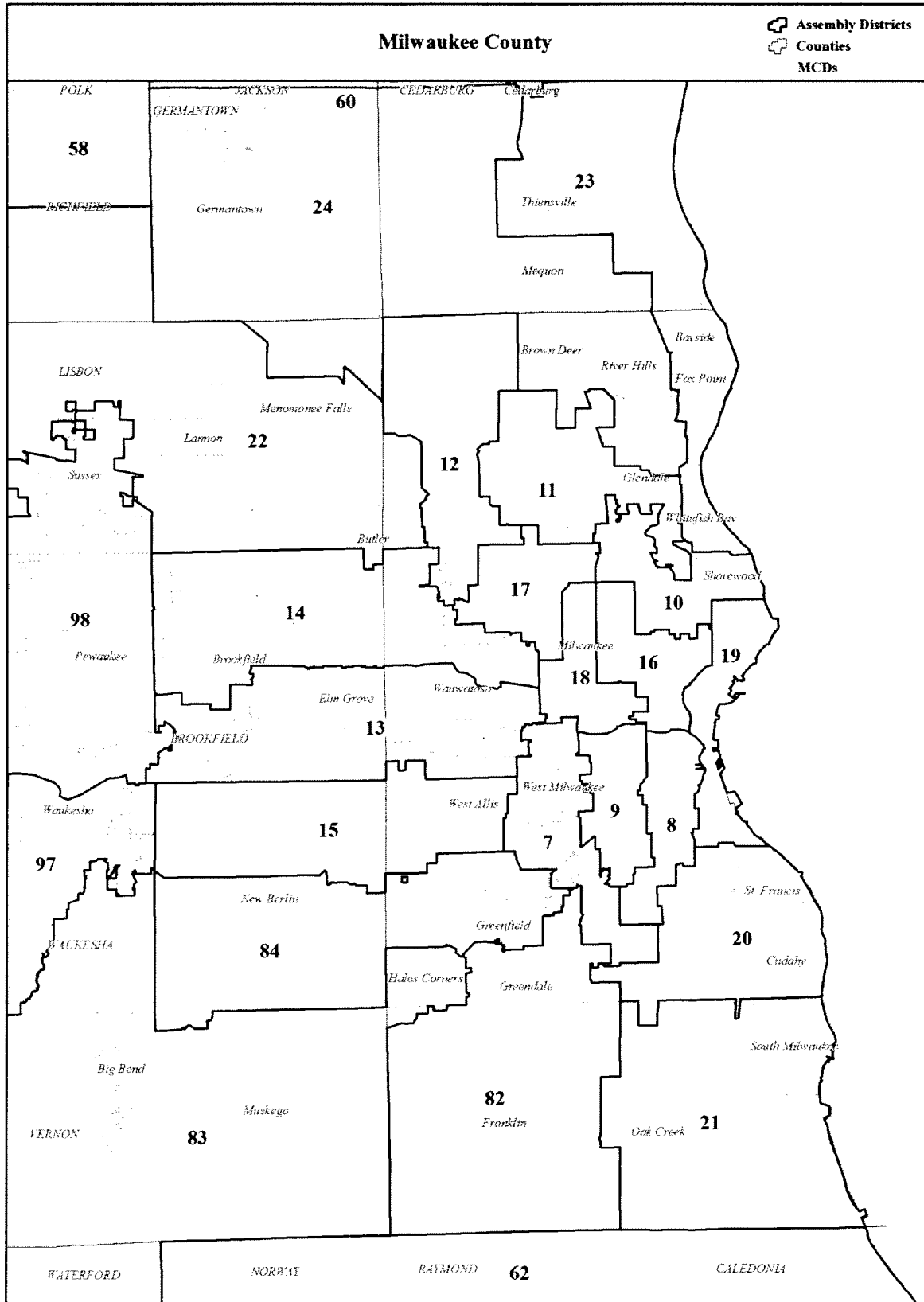
| | Persons | Percent |
|-----------------------------|---------|---------|
| Mean Deviation: | 149 | 0.09 |
| Largest Positive Deviation: | 466 | 0.27 |
| Largest Negative Deviation: | -610 | -0.35 |
| Overall Range in Deviation: | ± 1,076 | ± 0.62 |







.....



Barman, Mike

From: Miller, Steve
Sent: Tuesday, July 05, 2011 2:29 PM
To: Barman, Mike
Subject: Please jacketfor Sen. Fitzgerald

~~2261~~ → 2266

2296

2265

a1388