

13-039

PUBLIC SERVICE COMMISSION OF WISCONSIN

Revision of Wis. Admin. Code ch. PSC 114,
as Wisconsin State Electrical Code, Volume 1

1-AC-238

Clearinghouse Rule 13-039

ORDER ADOPTING FINAL RULES

The Public Service Commission of Wisconsin proposes an order to repeal and recreate ch. PSC 114 regarding the adoption of the 2012 Edition of the National Electrical Safety Code into Volume 1 of the State Electrical Code.

REPORT TO THE LEGISLATURE

The Report to the Legislature is set forth as Attachment A.

FISCAL ESTIMATE

The Economic Impact Analysis for this rulemaking is included as Attachment A4.

FINAL REGULATORY FLEXIBILITY ANALYSIS

This rule will not affect small businesses. The s. 227.114(12), Stats., definition of “small business” states that to be considered a small business, the business must not be dominant in its field. Since electric utilities are monopolies in their service territories, they are dominant in their fields and, so, are not small businesses.

EFFECTIVE DATE

These rules shall take effect on the first day of the month following publication in the *Wisconsin Administrative Register* as provided in s. 227.22 (2) (intro.), Stats.


CONTACT PERSON

Questions regarding this matter should be directed to docket coordinator Mohammed Monawer at (608) 266-3900 or mohammed.monawer@wisconsin.gov. Small business questions may be directed to Anne Vandervort at (608) 266-5814 or anne.vandervort@wisconsin.gov. Media questions should be directed to Nathan Conrad, Communications Director, at (608) 266-9600. Hearing- or speech-impaired individuals may also use the commission's TTY number. If calling from Wisconsin, use (800) 251-8345; if calling from outside Wisconsin, use (608) 267-1479.

The commission does not discriminate on the basis of disability in the provision of programs, services, or employment. Any person with a disability who needs accommodations to participate in this proceeding or who needs to obtain this document in a different format should contact the docket coordinator listed above.

Dated at Madison, Wisconsin, this 13th day of May, 2014.

By the Commission:



Sandra J. Paske
Secretary to the Commission

Attachments

DL: 00922736

REPORT TO THE LEGISLATURE

A. TEXT OF THE RULE

The text of the proposed rules is set forth in Attachment A1.

B. PLAIN LANGUAGE ANALYSIS

1. Statutory Authority and Explanation of Authority

This rule is authorized under ss. PSC 196.02 (1) and (3), 196.06 (3), 196.74 and 227.11.

Section 227.11 authorizes agencies to promulgate administrative rules. Section 196.02 (1) authorizes the commission to do all things necessary and convenient to its jurisdiction. Section 196.02 (3) grants the commission specific authority to promulgate rules.

Section 196.74 provides specific authority to promulgate these rules, stating in relevant part: “Each public utility and railroad which owns, operates, manages or controls along or across any public or private way any wires over which electricity or messages are transmitted shall construct, operate and maintain the wires and any related equipment in a manner which is reasonably adequate and safe and which does not unreasonably interfere with the service furnished by any other public utility or railroad. The commission may issue orders or rules, after hearing, requiring electric construction and operating of such wires and equipment to be safe. The commission may revise the orders or rules as may be required to promote public safety”

Statutes Interpreted

This rule interprets s. 196.74, Stats.

Related Statutes or Rules

Section PSC 196.74, which requires utilities to construct, operate and maintain facilities in a reasonably adequate and safe manner.

Chapter SPS 316, which is volume 2 of the Wisconsin State Electrical Code.

2. Brief Summary of Proposed Rules

Volume 1 of the Wisconsin State Electrical Code (WSEC), codified in ch. PSC 114, is administered by the commission. It addresses safety requirements for the installation, operation, and maintenance of primarily outdoor electric supply and communications lines and facilities used by utilities, including electric and telecommunications suppliers, railroads, and cable television providers.

Chapter PSC 114 has been, and is, based on the National Electrical Safety Code (NESC). The NESC is revised and updated every five years necessitating subsequent periodic revision of WSEC, Volume 1, to adopt the latest national standard. The 2012 edition of the NESC was issued in August 2011. A corresponding revision of ch. PSC 114 is necessary to implement the latest edition of the national code and make any other necessary changes to update and improve the code. A technical advisory committee was appointed and met to recommend and discuss rule changes.

The changes to ch. PSC 114 are summarized as follows:

PSC 114.003(2): The heading is renamed to meet current drafting convention. Existing language is renumbered as paragraph (b) and references to the repealed s. 101.865 Stats., in the subsection and note are deleted. The existing paragraph (b) is deleted and recreated as subsection (5) in this section to meet current drafting convention.

A new paragraph (a) is created to require utilities to obtain proof of compliance with the Wisconsin Electrical Code before extending service to premises. This provision replaces the longstanding statutory requirement in s. 101.865, Stats., which was repealed by 2007 Wis. Act 63. The requirements of that provision are retained in the rule of the Department of Safety and Professional Services, s. SPS 316.950, which covers the connection of electric service. The Department of Safety and Professional Services, however, does not have authority over utilities. The proposed rule places the same requirements as found in s. SPS 316.950 on utilities under the commission's jurisdiction. Requiring utilities to obtain proof of compliance protects utility workers and property, as well as the public from the hazards of energizing of service to premises that do not comply with the Wisconsin State Electrical Code.

PSC 114.005 (3): This provision is renumbered as PSC 114.005 (1) (b) so that similar language is put together and the rule flows better.

PSC 114.005 (8): Subsection (8) was created to offer guidance to utilities in dealing with situations not specifically addressed by ch. PSC 114. The language in this provision is similar to that in NESC under 012C.

PSC 114.215C4b and PSC 114.215C5b: For both of these subsections, a new exception is added for supply cables meeting NESC 230C3. Changes in the 2007 and 2012 NESC make it difficult to interpret where to install guy insulators, and this exception clarifies the requirements. This exception does not eliminate the public safeguards including the requirement that the bottom of insulators be placed 8 feet or more above ground level.

PSC 114.219 (2) (a): An additional recommended change involves s. PSC 114.219(2)(a) referencing American National Standards Institute (ANSI) standard Z535 pertaining to the format and color for signage required for high voltage supply line poles and structures. The

existing rule references ANSI Z535.4 2006 which covers product safety signs. The proposed change is to, instead, reference ANSI Z535.2 which covers environmental and facility safety signs and, as such, is a more appropriate reference for high voltage supply line poles and structures than the existing reference to product safety signs. Further, the reference should reflect the most recent version of ANSI Z535 which is 2011.

Table PSC 114.232-1, footnotes: The editorial revisions to the footnotes reflect NESC-2012 updates to footnotes for NESC Table 232-1.

Footnote 26 is added to define bodies of water not suitable for sail boating, which is not provided in NESC Table 232-1. NESC rules prescribe greater clearances for bodies of water suitable for sail boating than for those which are unsuitable. This definition in footnote 26 clarifies when the greater clearance requirements apply.

PSC 114.234C1c: The substitution of the term “dwelling unit” for “occupancies” relies on the definition of “dwelling unit” in ch. SPS 316, which adopts the NESC 2008 definition of dwelling unit by reference, instead of the undefined “occupancies.” Other changes are made to meet current drafting convention, and the references to ch. SPS 316 are corrected.

PSC 114.234C1a: Addition of the language “flagpoles, flags and banners” matches revised language in 2012 NESC.

Table PSC 114.253-2: This table was deleted in its entirety consistent with the removal of the table in 253-2 in the 2012 NESC.

PSC 114.261-1A: Table PSC 114.261-1A is renumbered to be Table PSC 114.261-1, and footnotes 2 and 3 are deleted in their entirety so as to rely instead on the corresponding NESC footnotes 2 and 3 for this table.

PSC 114.410: The existing Note 3 is deleted and replaced with Note 4, which sets an expectation for cooperation and sharing of information in order to fulfill the requirements of the NESC rule concerning arc hazard risk assessment in a facility.

3. Comparison with Existing or Proposed Federal Regulations

The National Electric Safety Code, which is incorporated by reference in PSC 114, covers provisions for safeguarding of persons from hazards arising from installation, operation, or maintenance of conductors and equipment in electric supply stations, and overhead and underground electric supply and communication lines. The federal standard is applicable to systems and equipment owned by utilities.

4. Comparison with Similar Rules in Adjacent States

This rulemaking adopts the latest edition of the NESC. Minnesota automatically adopts each new NESC edition by reference. Michigan does not specifically adopt the NESC but effectively does so by referencing it as “standards of good practice.” Iowa adopts all but Part 4 and Illinois adopts sections of Part 1 and Parts 2 and 3.

5. Summary of Factual Data and Analytical Methodologies Used

Chapter PSC 114 has been, and is, based on the NESC. The NESC is revised and updated every five years necessitating subsequent periodic revision of WSEC, Volume 1, to adopt the latest national standard. The 2012 edition of the NESC was issued in August 2011. A corresponding revision of ch. PSC 114 is necessary to implement the latest edition of the national code and make any other necessary changes to update and improve the code. A technical advisory committee was appointed and met to recommend and discuss rule changes.

6. Effect on Small Business

The s. 227.114(1), Stats., definition of “small business” states that to be considered a small business, the business must not be dominant in its field. Since they are monopolies in their service territories, electric utilities are dominant in their fields and, so, are not small businesses.

7. Agency Contacts

Questions regarding this matter should be directed to docket coordinator Mohammed Monawer at (608) 266-3900 or mohammed.monawer@wisconsin.gov. Small business questions may be directed to Anne Vandervort at (608) 266-5814 or anne.vandervort@wisconsin.gov. Media questions should be directed to Nathan Conrad, Communications Director, at (608) 267-9600. Hearing- or speech-impaired individuals may also use the commission’s TTY number. If calling from Wisconsin, use (800) 251-8345; if calling from outside Wisconsin, use (608) 267-1479.

8. Accommodation

The commission does not discriminate on the basis of disability in the provision of programs, services, or employment. Any person with a disability who needs to receive this document in a different format should contact the docket coordinator, as indicated in the following paragraph, as soon as possible.

C. FISCAL ESTIMATE AND ECONOMIC IMPACT ANALYSIS

The Economic Impact Analysis for this rulemaking is included in Attachment A4.

D. BASIS AND PURPOSE OF RULES

Volume 1 of the Wisconsin State Electrical Code, codified in ch. PSC 114, is administered by the commission. It deals with safety requirements for the installation, operation, and maintenance of primarily outdoor electric supply and communications lines and facilities

used by utilities, including electric and telecommunications suppliers, railroads, and cable television providers.

Chapter PSC 114 has been, and is, based on the NESC. The NESC is revised and updated every five years necessitating subsequent periodic revision of WSEC, Volume 1, to adopt the latest national standard. The 2012 edition of the NESC was issued in August 2011. A corresponding revision of ch. PSC 114 is necessary to implement the latest edition of the national code and make any other necessary changes to update and improve the code.

E. SUMMARY OF PUBLIC COMMENTS AND COMMISSION RESPONSES

This summary is included in Attachment A2.

F. APPEARANCES AT PUBLIC HEARING

Trevor Stiles of the American Transmission Company appeared at the hearing, but did not testify. William Skewes of the Wisconsin Utilities Association filed written comments:

G. ANY CHANGES TO THE FISCAL ESTIMATE OR THE ANALYSIS UNDER s. 227.14 (2), STATS.

None.

H. RESPONSE TO LEGISLATIVE COUNCIL COMMENTS

The Legislative Council report and comments are attached as Attachment A3. The commission responses follow:

1. Statutory Authority

Section 197.74, Stats., authorizes the commission to issue orders or rules requiring the construction and operation of electric plant to be safe, and to revise the orders or rules as necessary to promote public safety. In the past, the commission's rules have not needed to address the matter in this rule provision since it was covered by s. 101.865 Stats. However, that

statute has been repealed. As a result, this provision has been added in order to ensure public safety.

2. Form, Style and Placement in Administrative Code

- a. Agree. Change made.
- b. A number of years ago the commission consulted with the Legislative Council about how best to present rulemakings adopting updates to the electrical code. Usually, because they involve page numbers and other references to specific locations in the federal code, changes happen to most sections of the rule. As a result it was decided to repeal and recreate when revising this rule. The commission will reconsider this approach when doing the next revision to this rule.
- c. Agree. The language has been rewritten.
- d. Agree. Provision has been rewritten.
- e. Disagree. The suggested changes have not been made since “these rules” more clearly refers to the combination of this chapter and the related federal code. Use of “this chapter” could lead to arguments about whether the federal code is included in this chapter.
- f. Agree. Language was changed and moved.

5. Clarity, Grammar, Punctuation and Use of Plain Language

- a. Agree. Change made.
- b. Agree. Change made.
- c. Agree. Change made.
- d. Agree. Changes made where possible.
- e. Agree. Changes made.
- f. Agree. Changes made.
- g. Agree. Change made.

I. MISCELLANEOUS DETERMINATIONS

The commission's WEPA coordinator examined whether the rules have an environmental impact and concluded that they do not. Commission staff also considered whether the rule will impact housing, s. 227.115, Stats., and concluded that they will not.

1
2
3
4
5
6
7
8
9
10
11
12
13
14
15
16
17
18
19
20
21
22
23
24
25
26
27
28
29
30
31
32
33
34
35
36
37
38
39
40
41

TEXT OF RULES

SECTION 1. Chapter PSC 114 is repealed and recreated to read:

Chapter PSC 114

WISCONSIN STATE ELECTRICAL CODE, VOLUME 1

Subchapter I - Administration and Enforcement

- PSC 114.001 Definitions and general information.
- PSC 114.002 Purpose and scope.
- PSC 114.003 Authority and statutory references.

Subchapter II - General Requirements

- PSC 114.004 General requirements.
- PSC 114.005 Application of rules.
- PSC 114.006 Adoption of standard by reference.

Subchapter III - Omissions, Changes or Additions to NESC-2012

- PSC 114.007 Omissions, changes or additions to NESC-2012.
- PSC 114.010 Omissions.
- PSC 114.02 Definitions.
- PSC 114.092B2b(3) Cable with insulating jacket.
- PSC 114.092D Current in grounding conductor.
- PSC 114.094 Grounding electrodes.
- PSC 114.096C Multi-grounded systems.
- PSC 114.097 Separation of grounding conductors.
- PSC 114.099 Additional requirements for grounding and bonding of communication apparatus and transmission lines.

Part 2—Safety Rules for the Installation and Maintenance of Overhead Electric Supply and Communication Lines

- PSC 114.202 Application of rules.
- PSC 114.210 Referenced sections.
- PSC 114.215C Non-current-carrying parts.
- PSC 114.219 Marking of poles and structures carrying high voltage supply lines.
- PSC 114.230A Clearances.
- PSC 114.230I Maintenance of clearances and spacings.
- PSC 114.234C1a Vertical and horizontal clearances.

1	PSC 114.234C1c	Transmission lines over dwelling units.
2	PSC 114.234C3d	Supply conductors attached to buildings or other installations.
3	PSC 114-234C6	Clearance of lines near stored materials.
4	PSC 114-234C7	Clearance of lines near fuel storage tanks.
5	PSC 114-234C8	Clearance of lines near wells.
6	PSC 114-234C9	Clearance of lines near antennas.
7	PSC 114-234E1	Swimming pools.
8	PSC 114-234F1	Grain bins loaded by permanently installed augers, conveyers, or
9		elevator system.
10	PSC 114.235C2b(1)(a)	Sag-related clearances.
11	PSC 114.242G	Grades of construction for conductors.
12	PSC 114.250C	Extreme wind loading.
13	PSC 114.250E	Longitudinal capability.
14	Table PSC 114.253-1	Load factors for structures, crossarms, support hardware, guys,
15		foundations, and anchors to be used with the strength factors of
16		Table 261-1.
17	Table PSC 114.261-1	Strength factors for structures, crossarms, braces, support
18		hardware, guys, foundations, and anchors.
19		
20	Part 3—Safety Rules for the Installation and Maintenance of Underground Electric Supply	
21	and Communication Lines	
22	PSC 114.302	Application of rules.
23	PSC 114.310	Referenced sections.
24	PSC 114.317	Outdoor location of oil-insulated padmounted transformers near
25		buildings.
26	PSC 114.320B7	Separation from other underground installations-gas lines.
27	PSC 114.323E3	Vault and utility tunnel access.
28	PSC 114.350F	General.
29	Table PSC 114.352-1	Supply cable, conductor, or duct burial depth.
30	PSC 114.353E	Deliberate separations – Equal to or greater than 300 mm (12 in)
31		from underground structures or other.
32	PSC 114.354D1g	Random separation - Separation less than 300 mm (12 in) from
33		underground structures or other cables.
34	PSC 114.354E	Supply and communication cables or conductors, foundations and
35		water and sewer lines.
36	PSC 114.381H	Warning signs.
37		
38	Part 4—Rules for the Operation of Electric Supply and Communications Lines and	
39	Equipment	
40	PSC 114.402	Referenced sections.
41	PSC 114.410	General requirements.
42		

Subchapter I - Administration and Enforcement

PSC 114.001 Definitions and general information. (1) DEFINITIONS. In this chapter:

- (a) “Commission” means the public service commission.
- (b) “Ordinary high water mark” has the meaning given in NR 115.03 (6).
- (c) “Utility” means “public utility” as defined in s. 196.01 (5), Stats.

(2) ADMINISTRATIVE AUTHORITIES. The Wisconsin State Electrical Code is issued and administered by the commission and the department of safety and professional services, division of safety and buildings as part of the Wisconsin Administrative Code. The commission has primary responsibility for issuance and administration of Volume 1 as found in this chapter. The department of safety and professional services, division of safety and buildings has similar responsibility for issuance and administration of Volume 2 which is found in ch. SPS 316.

(3) AVAILABILITY OF STATE ELECTRICAL CODE. The commission has adopted the 2012 edition of the National Electrical Safety Code (NESC-2012) with certain deletions, changes and additions which are found in Volume 1, Wisconsin State Electrical Code. Copies of the NESC may be purchased from the Institute of Electrical and Electronics Engineers, Inc., IEEE Service Center, 445 Hoes Lane, P.O. Box 1331, Piscataway, NJ 08855-1331 (telephone 1-800-678-IEEE) or the American National Standards Institute, 1430 Broadway, New York, NY 10018 (telephone 212/642-4900). Copies of the NESC may be ordered online at <http://standards.ieee.org/nesc>. Copies of Volume 1, Wisconsin State Electrical Code, may be ordered from the Wisconsin Department of Administration, Document Sales, 202 S. Thornton Avenue, Madison, WI 53702 (telephone 608/266-3358). Unofficial copies of the rules can be obtained online at http://docs.legis.wi.gov/code/admin_code/psc/114/.

Note: The department of safety and professional services, division of safety and buildings, has similarly adopted the National Electrical Code (NEC) with certain deletions, changes and additions which are found in Volume 2, Wisconsin State Electrical Code. Copies of Volume 2, Wisconsin State Electrical Code, may be ordered from the Wisconsin Department of Administration, Document Sales, 202 S. Thornton Avenue, Madison, WI 53702. See ch. SPS 316 for current availability information for the NEC.

PSC 114.002 Purpose and scope. (1) PURPOSE. The purpose of this chapter is the practical safeguarding of persons during the installation, operation or maintenance of electric supply and communication lines and their associated equipment. This chapter contains basic provisions considered necessary for the safety of employees and the public. This chapter is not intended as a design specification or an instruction manual.

(2) SCOPE. (a) This chapter applies to supply and communications lines, equipment, and associated work practices employed by an electric supply, communication, railway, or similar utility in the exercise of its function as a utility. In addition, this chapter prohibits the location of buildings, structures, and equipment and prohibits materials storage and change of grade, by any person in violation of the clearance requirements of this chapter. This chapter has also been

1 adopted by the department of safety and professional services as part of Volume 2, Wisconsin
2 State Electrical Code, for application to installations over 600 volts of parties other than utilities.
3

4 (b) This chapter applies to utility facilities and functions up to the service point.
5

6 (c) This chapter applies to street and area lights, supplied by underground or overhead
7 conductors, under the exclusive control of utilities, including their authorized contractors, and
8 municipal electrical departments.
9

10 (d) This chapter does not apply to installations in mines, ships, railway rolling equipment,
11 aircraft or automotive equipment, or utilization wiring except as covered in Parts 1 and 3, NESC-
12 2012.
13

14 **PSC 114.003 Authority and statutory references. (1) STATUTORY AUTHORITY.** Volume 1,
15 Wisconsin State Electrical Code, constitutes a general order of the commission authorized by
16 ss. 196.74 and 227.11, Stats.
17

18 **(2) COMPLIANCE WITH ELECTRIC CODE.** (a) A utility must obtain proof of compliance with
19 Volumes 1 and 2 of the Wisconsin State Electrical Code before energizing service. Proof of
20 such compliance shall consist of a certificate furnished by a municipal or other recognized
21 inspection department or officer, or if there is no such inspection department or officer it shall
22 consist of a written statement furnished by the contractor or other person doing the wiring,
23 indicating that there has been such compliance.
24

25 (b) A utility shall comply with Volume 1, Wisconsin State Electrical Code when providing
26 electric service.
27

28 **Note:** The authority for the enforcement of Volume 1, Wisconsin State Electrical Code, is vested in the commission with
29 respect to the installation and operation of circuits or equipment by public utilities and railroads in the exercise of their
30 functions as utilities and railroads.
31

32 **(3) OTHER REQUIREMENTS.** (a) Nothing in this chapter shall be construed to deprive a
33 municipality of jurisdiction over utilities, places of employment or public buildings, except that
34 no local requirements shall be less stringent than the requirements in this chapter.
35

36 **Note:** See s. 196.58, Stats.
37

38 (b) A utility may seek commission approval of requirements covering an area related to the
39 subject matter of this chapter that is not specifically addressed by this chapter or the NESC, but
40 such requirements must be acceptable and not less stringent than the requirements of this
41 chapter.
42

43 **Note:** See s. 196.19, Stats. Also, there are state statutes that refer directly to certain electrical construction. Some of these
44 are: ss. 66.0831, 86.16, 134.40, 134.41, 182.017, 182.0175, 182.018, 196.171, 196.58, 196.67, and 196.72, Stats.
45

1 (4) COMPLAINTS. If a complaint is filed with the commission by any interested party to the effect
2 that public safety requires changes in construction or methods of operation, the commission shall
3 investigate and make recommendations.

4
5 **Note:** See s. 196.74, Stats., for procedure if changes in utility facilities are necessary.

6
7 (5) ENFORCEMENT. The requirements in the code are enforceable in the same manner as other
8 orders of the commission.

9
10 **Note:** See ss. 102.57, 102.58, 195.07, 196.41, 196.64, 196.66, 196.74, and ch. 227, Stats.

11
12
13 **Subchapter II - General Requirements**

14
15 **PSC 114.004 General requirements. (1) CHARACTER OF CONSTRUCTION, MAINTENANCE AND**
16 **OPERATION.** All electrical power and communication equipment and lines shall be of such
17 construction, and so installed, operated and maintained as to minimize the loss of life and fire
18 hazard.

19
20 (2) CONSTRUCTION, INSPECTION AND REPAIRS. (a) All construction and equipment shall be
21 cleaned when necessary and inspected at such intervals as experience has shown to be necessary.
22 Any equipment or construction known to be defective so as to endanger life or property shall be
23 promptly repaired, permanently disconnected, or isolated until repairs can be made.
24 Construction, repairs, additions and changes to electrical equipment and conductors shall be
25 made by qualified persons only.

26
27 (b) Facilities installed or used in the generation, transmission, distribution and utilization of
28 electricity shall be designed for such installation or use.

29
30 **PSC 114.005 Application of rules. (1) NEW INSTALLATIONS AND EXTENSIONS.** (a) This chapter
31 shall apply in full to all new installations, reconstructions, alterations and extensions, except as
32 modified or waived by the commission under par. (b).

33
34 (b) WAIVING RULES. The commission may modify or waive these rules in particular cases when
35 rules are shown for any reason to be impractical or if equivalent safety is secured in other ways.

36
37 (2) EXISTING INSTALLATIONS. (a) Where an existing installation meets, or is altered to meet these
38 rules, such installation is considered to be in compliance with this edition and is not required to
39 comply with any previous edition.

40
41 (b) Existing installations, including maintenance replacements, which comply with prior editions
42 of the code, need not be modified to comply with these rules except as may be directed for safety
43 reasons by the commission and within the time the commission determines.

1 (c) Where a utility adds, alters, or replaces conductors or equipment on an existing structure, the
2 structure or the facilities on the structure need not be modified or replaced if the resulting
3 installation will be in compliance with the rules in effect at one of the following times:

- 4 1. At the time of the original installation.
- 5 2. At the time of an addition, alteration, or replacement.
- 6 3. Currently, in accordance with par. (a).

7
8 **(4) TEMPORARY INSTALLATIONS.** Modifying or waiving certain of the rules will sometimes be
9 necessary in case of temporary installations or installations which are shortly to be dismantled or
10 reconstructed. Such temporary construction may be used for a reasonable length of time without
11 fully complying with this code, provided it is under competent supervision while it or adjoining
12 equipment is energized or if it is protected by suitable barriers or warning signs when accessible
13 to any person; but all such construction shall be made reasonably safe.

14
15 **(5) TESTING.** Rooms which are used exclusively for routine or special electrical test work, and
16 therefore are under the supervision of a qualified person, need comply with this code only insofar
17 as is practical for the character of the testing done.

18
19 **(6) EMERGENCY.** In case of emergency the person responsible for the installation may modify or
20 waive any requirement of this chapter, subject to review by the commission, even should an
21 application be pending before the commission for a requested emergency related modification or
22 waiver.

23
24 **(7) INTENT.** (a) The word “shall” indicates provisions that are mandatory.

25
26 (b) The word “should” indicates provisions that are normally and generally practical for the
27 specified conditions. However, where the word “should” is used, it is recognized that, in certain
28 instances, additional local conditions not specified herein may make these provisions
29 impractical. When this occurs, the difference in conditions shall be appropriately recognized and
30 s. PSC 114.002 shall be met.

31
32 (c) A footnote to a table has the force and effect required or allowed by the rule that specifies the
33 use of the table.

34
35 (d) Exceptions to a rule have the same force and effect required or allowed by the rule to which
36 the exception applies.

37
38 (e) The word “RECOMMENDATION” indicates provisions considered desirable, but that are
39 not intended to be mandatory.

40
41 (f) The word “NOTE” or the word “EXAMPLE” used in a rule indicates material provided for
42 information or illustrative purposes only. “NOTES” and “EXAMPLES” are not mandatory and
43 are not considered to be a part of Code requirements.

44

1 (g) A "RECOMMENDATION," "EXCEPTION," or "NOTE" applies to all text in that rule
2 above its location that is indented to the same level.
3

4 (8) APPLICATIONS NOT SPECIFICALLY ADDRESSED. For all applications not specifically addressed
5 in these rules, the design, construction, operations, and maintenance shall be done in accordance
6 with accepted good practice for the given local conditions known at the time.
7

8 **PSC 114.006 Adoption of standard by reference.** (1) ADOPTION OF STANDARD. The National
9 Electrical Safety Code-2012 edition (also American National Standards Institute C2-2012
10 edition) subject to omissions, changes and additions as otherwise shown in this chapter, is hereby
11 incorporated by reference into the Wisconsin State Electrical Code, Volume 1. Interim
12 amendments to the NESC-2012 will not be effective in this state until such time as this chapter is
13 revised to reflect such changes.
14

15 (2) CONSENT TO INCORPORATE NESC-2012 BY REFERENCE. Pursuant to s. 227.21, Stats., the
16 attorney general has consented to the incorporation by reference of these standards contained in
17 the NESC-2012, except for the omissions, changes and additions as shown later in this chapter.
18 Copies of the NESC-2012 are on file in the offices of the commission and the legislative
19 reference bureau.
20
21

22 **Subchapter III - Omissions, Changes or Additions to NESC-2012** 23

24 **PSC 114.007 Omissions, changes, additions to NESC-2012.** Omissions, changes or additions
25 to the NESC-2012 are specified in this subchapter and are rules of the commission and not
26 requirements of the NESC-2012.
27

28 **Note:** Each omission, change or addition is found in the same location in this subchapter as the appropriate NESC part,
29 section or subsection where the affected rule is found. Each change or addition has been prefixed by ch. PSC 114.
30 Following the PSC designation is the referenced NESC section or subsection and the page on which it is found in the
31 NESC. Example: PSC 114.096C [NESC 096C, p. 32]. The word "Change" following the section number and heading
32 means that the corresponding wording of the NESC-2012 has been changed and that the new wording is substituted at the
33 appropriate location. The word "Addition" following the section number and heading means that a new requirement is
34 incorporated in the NESC-2012 and that the new requirement is inserted at the appropriate location.
35

36 **Note:** To observe federal directives and recommendations that national standards adopt the metric system for units of
37 measure, the numerical values of the NESC-2012 are stated in the metric system and in the customary inch-foot-pound
38 system. To conform to this more international convention, this revision of the Wisconsin State Electrical Code, Volume 1
39 also adopts the same measurement convention. In the text, the metric value is now shown first with the customary inch-
40 foot-pound value (in parentheses) following. In tables, the metric values are also given first and where the entire tables are
41 duplicated, the table of metric values appears first with the table of inch-foot-pound values following.
42

43 **Section 1. Introduction to the National Electrical Safety Code** 44

45 **PSC 114.010 Omissions.** [NESC 010 through 016, pp. 1-6] Introduction to the National
46 Electrical Safety Code (Section 1) (Omission) Rules 010 through 016 of the NESC-2012 are
47 omitted and not incorporated as part of the Wisconsin State Electrical Code, Volume 1.
48

1 2. Subject to the approval of the commission, other effective means may be used to limit the
 2 current, but no means employed shall create a situation of excessive voltage buildup on the
 3 neutral.

4
 5 The system ground of the source transformer shall not be removed.

6
 7 Under normal system conditions a grounding conductor current will be considered objectionable
 8 if the electrical or communications system's owner or operator deems such current to be
 9 objectionable, or if the presence or electrical characteristics of the grounding conductor current is
 10 in violation of rules and regulations governing the electrical system, as set forth by the
 11 commission.

12
 13 The temporary currents set up under abnormal conditions while grounding conductors are
 14 performing their intended protective functions are not considered objectionable. The conductor
 15 shall have the capability of conducting anticipated fault current without thermal overloading or
 16 excessive voltage buildup. Refer to Rule 93C.

17
 18 **Note:** Some amount of current will always be present on the grounding conductors of an operating AC electrical system.
 19 That current may be conducted and/or induced and is not, in and of itself, objectionable.

20
 21 **PSC 114.094 Grounding electrodes. [NESC 094B4, p. 29] (Omission)**

22
 23 **(1)** Rule 094B4 of the NESC-2012 is omitted and not incorporated as part of the Wisconsin State
 24 Electrical Code, Volume 1.

25
 26 **PSC 114.096C Multi-grounded systems. [NESC 096C, p. 32] (Change)**

27
 28 **(1)** Change paragraph C to read:

29
 30 C. The neutral, which shall be of sufficient size and ampacity for the duty involved, shall be
 31 connected to a made or existing electrode at each transformer location and at a sufficient number
 32 of additional points with made or existing electrodes to total not less than nine grounds in each
 33 1.6 km (1 mi) of line, including those grounds at transformer locations, but not including grounds
 34 at individual services. In rural districts, the primary neutral shall be connected to a made or
 35 existing electrode at each pole to which it is attached. For the purposes of this rule, rural districts
 36 are those areas outside of cities and villages.

37
 38 Exception 1: In underground multi-grounded systems where an insulating jacket or nonmetallic conduit is used over
 39 direct-buried concentric-neutral supply cable, this requirement may be reduced to four grounds in each 1.6 km (mile). This
 40 exception for use of supply cable with an insulating jacket or nonmetallic conduit shall not be permitted for random lay
 41 construction. See Part 3, Rule 354, "Random Separation--Separation Less Than 300 mm (12 in) from Underground
 42 Structures or Other Cables."

43
 44 Exception 2: Where underwater crossings are encountered, the requirements of made electrodes do not apply for the
 45 underwater portion if the neutral is of sufficient size and capacity for the duty involved and the requirements of Rule 92B2
 46 are met.

1 Recommendation: This rule may be applied to shield wire(s) grounded at the source and which meet the multi-grounded
2 requirements of this rule.

3
4 **Note:** Multi-grounded systems extending over a substantial distance are more dependent on the multiplicity of grounding
5 electrodes than on the resistance to ground of any individual electrode. Therefore, no specific values are imposed for the
6 resistance of individual electrodes.

7
8
9 **PSC 114.097 Separation of grounding conductors. [NESC 097C, p. 32] (Changes)**

10
11 **(1)** Change paragraph C to read:

12
13 C. Primary and secondary circuits utilizing a single conductor as a common neutral shall have at
14 least nine ground connections on such conductor in each 1.6 km (1 mi) of line, including those
15 grounds at transformer locations, but not including ground connections at customers' service
16 equipment.

17
18 **(2)** Change paragraph D to read:

19
20 D. Multi-grounded systems

21
22 On multi-grounded systems, the primary and secondary neutrals shall be interconnected
23 according to Rule 097B.

24
25 Exception: Where it is necessary to separate the neutrals, interconnection of the neutrals shall be made through an
26 electronic switching device designed for the purpose and of a type acceptable to the authority having jurisdiction. The
27 device shall have a 60 Hz breakdown voltage not exceeding 3 kV and have a short circuit current withstand capability
28 greater than the short circuit current available at the location of installation. At least one other grounding connection on the
29 secondary neutral shall be provided in addition to the customer's grounds at each service entrance. A distance of not less
30 than 3.60 m (12 ft) nor more than 6.1 m (20 ft.) shall separate the secondary neutral grounding electrode from the primary
31 neutral and surge arrester grounding electrode, which shall not be relocated to accommodate this separation. Since a
32 difference of potential will exist where primary and secondary neutrals are not directly interconnected, the primary and
33 secondary grounding conductors shall be insulated for 600 V.

34
35 **Note:** Cooperation of all communications and supply utilities, customers of these utilities, and others may be necessary to
36 obtain effective isolation between primary and secondary neutrals.

37
38 **PSC 114.099 Additional requirements for grounding and bonding of communication**
39 **apparatus. [NESC 099, p. 33] (Change and Addition) Change title 099 to read:**

40
41 **PSC 114.099 Additional requirements for grounding and bonding of communication**
42 **apparatus and transmission lines.**

43
44 (Change) Change paragraph C to read:

45
46 C. Bonding of electrodes

1 A bond not smaller than AWG No. 6 copper or equivalent shall be placed between the
2 communication grounding electrode and the supply system neutral grounding electrode where
3 separate electrodes are used at the structure or building being served. All separate electrodes
4 shall be bonded together except where separation is required per Rule 97. Bonding to other
5 systems shall not be done on or within a metering enclosure unless a means of bonding, intended
6 for inter-system bonding, is furnished as part of the metering enclosure.

7
8 Recommendation: If water piping is used as a bonding means, care must be taken to assure that the metallic path is
9 continuous between electrodes.

10
11 **Note 1:** See NEC Article 800-100(D) for corresponding NEC requirements.

12
13 **Note 2:** The bonding together of all separate electrodes limits potential differences between them and between their
14 associated wiring systems.

15
16 (Addition) [Follows NESC 099C, p. 34] Add paragraph D to read:

17
18 D. Transmission shield wire systems and transmission systems with under-built multi-grounded
19 distribution systems

20
21 1. The shield wire system providing lightning protection for transmission lines (69 kV phase-to-
22 phase and greater) shall be connected to a made or existing grounding electrode at every
23 transmission pole or structure for each shield wire.

24
25 (a) If the transmission line has any under-built distribution attached to the same pole or structure,
26 the shield wire system shall be bonded to the grounding conductor of the distribution neutral at
27 each pole or structure.

28
29 (b) The under-built distribution neutral may be connected to its own made or existing ground
30 electrode at each pole or structure.

31
32 Exception: Shield wires that are segmented and isolated from ground at a particular pole or structure need not follow this
33 rule.

34
35 2. The shield wire of the transmission system shall not be used as the distribution neutral
36 conductor in lieu of the installed distribution neutral conductor.

37
38 **Part 2. Safety Rules for the Installation and Maintenance of Overhead**
39 **Electric Supply and Communication Lines**

40
41 **Section 20. Purpose, Scope and Application of Rules**

42
43 **PSC 114.202 Application of rules. [NESC 202, p. 73]** (Change) Change the paragraph 202 to
44 read:

45
46 202. Application of rules

1 The general requirements for application of these rules are contained in s. PSC 114.005. However,
 2 when a structure is replaced, arrangement of equipment shall conform to the 2012 Edition of
 3 Rule 238C.

4 5 **Section 21. General Requirements**

6
7 **PSC 114.210 Referenced sections. [NESC 210, p. 74]** (Change) Change paragraph 210 to read:

8
9 210. Referenced sections

10
11 The Introduction (Section 1) as amended by s. PSC 114.010, Definitions (Section 2) as amended
 12 by Section 2 of Chapter PSC 114, List of Referenced Documents (Section 3) and Grounding
 13 Methods (Section 9) as amended by Section 9 of Chapter PSC 114 shall apply to the
 14 requirements of Part 2.

15
16 **PSC 114.215C4b Use of insulators in anchor guys. [NESC 215C4b, p.76]** (Addition) Add
 17 Exception to read:

18
19 Exception: This requirement does not apply to supply cables meeting Rule 230C3 or communication cables.

20
21 **PSC 114.215C5b Use of insulators in span guys and span wires supporting luminaries and**
 22 **traffic signals. [NESC 215C5b, p. 76]** (Addition) Add Exception to read:

23
24 Exception: This requirement does not apply to supply cables meeting Rule 230C3 or communication cables.

25
26 **PSC 114.219 Marking of poles and structures carrying high voltage supply lines. [Follows**
 27 **NESC 218, p. 79]** (Addition) Add the following section:

28
29 **PSC 114.219 Marking of poles and structures carrying high voltage supply lines.**

30
31 **(1)** Every corporation, company or person constructing, operating or maintaining an electric
 32 transmission line with a voltage of 2,000 or more between conductors and the ground shall place
 33 warning signs from 1.2 to 2.45 m (4 to 8 ft) above the ground upon all poles or other structures
 34 supporting the line.

35
36 Exception: Existing poles and structures which were required to be signed by s. 196.67, stats. and were installed prior to
 37 January 1, 1995, are permitted to comply with the warning sign requirements which existed on December 31, 1994.

38
39 **(2)** Warning signs installed as replacements or new facilities on overhead electrical supply line
 40 poles and structures shall comply with the following standards:

41
42 (a) Warning signs which meet the requirements as to format and color of American National
 43 Standards Institute standard ANSI Z535.2-2011 for safety signs.

44

1 (b) The overall dimensions of these signs shall not be less than 25.4 cm by 17.78 cm (10 in by 7
2 in) except that in those situations where use of a sign this size is not practical, two or more signs
3 not smaller than 17.78 cm by 12.7 cm (7 in by 5 in) may be substituted.

4
5 Exception: Existing poles and structures installed prior to July 1, 2003, are permitted to continue to use the "Danger -
6 High Voltage" sign format meeting the requirements of the prior rule until such signs are replaced.

7
8 **Note:** This rule amends and expands the application of the warning sign requirements of s. 196.67, stats., as it existed
9 prior to its revision which became effective on January 1, 1995. In 1993, this statute was revised by deleting the specified
10 location provisions limiting the required signing to certain poles. As a result, all poles and structures supporting lines with
11 a voltage of 2,000 or more installed after the effective date of January 1, 1995, are required to carry warning signs. See s.
12 196.67, stats.

13 14 **Section 23. Clearances**

15
16 **Note:** The specification of clearances in Rules 232, 233, and 234, first adopted in the NESC-1990, and continued in the
17 1997 edition of the NESC adopted herein, have been revised in both concept and content to reflect the new Uniform
18 System of Clearances approach which is described in Appendix A of NESC-1990, NESC-1993, NESC-1997, NESC-2002,
19 NESC-2007 and NESC-2012. Because the approach and the application of the rules have been revised, it must be
20 understood that clearance values of editions of the national and state codes prior to 1990 cannot be directly compared to
21 those of editions of the codes after 1990. See Appendix A of NESC-1990, NESC-1993, NESC-1997, NESC-2002, and
22 NESC-2007 or NESC-2012.

23
24 **PSC 114.230A Clearances. [NESC 230A(1) and 230A(2), p. 85]** (Omission) Rules 230A(1)
25 and 230A(2) of the NESC-2012 are omitted and not incorporated as part of the Wisconsin State
26 Electrical Code, Volume 1.

27
28 **PSC 114.230I Maintenance of clearances and spacings. [NESC 230I, p. 89]** (Change) Change
29 the Note in paragraph I to read:

30
31 **Note:** See s. PSC 114.005(2) to determine the applicable edition.

32
33 **Table PSC 114.232-1 [NESC, Table 232-1, pp. 94-97: Metric; pp. 97-100: Feet]** Vertical
34 Clearance of Wires, Conductors and Cables above Ground, Rails, or Water Surfaces (Changes
35 and Additions)

36
37 The Footnotes for NESC Table 232-1 on page 96-97 (Metric) and page 99-100 (Feet) contain the
38 following changes and additions:

39
40 Change Footnote 18 to read as follows:

41
42 ¹⁸For uncontrolled water flow areas, the surface area and clearances shall be based on the
43 ordinary high water mark.

44
45 Change Footnote 21 to read as follows:

46
47 ²¹Where the US Army Corps of Engineers, or the state, or surrogate thereof has issued a crossing
48 permit, the greater clearances of that permit or this code shall govern.

1
2 Add Footnote 26 to read as follows:
3

4 ²⁶ Water areas not suitable for sailboating include portions of meandering rivers, streams and
5 canals where the widest width does not exceed 50 m (165 feet) within any unobstructed, 1.6-km
6 (1-mile) long segment that includes the crossing or where the width does not exceed 50 m (165
7 feet) within the surface area of any segment less than 1.6-km (1-mile) long on the line-crossing
8 side of an overwater obstruction. All rivers, streams, canals and creeks as defined by the
9 Wisconsin department of natural resources (DNR) which meet this definition are considered not
10 suitable for sailing.

11
12 Exception: Regardless of width, the clearance over a canal, river, or stream normally used to provide access for sailboats
13 to a larger body of water shall be the same as that required for water areas suitable for sailboating on the larger body of
14 water. This also applies where a sailboat may be transported across such water with its mast extended.
15

16 Add the reference to Footnote 26 in NESC-2012 Table 232-1 on pp. 94-97 (Metric) and pp. 97-
17 100 (Feet) to the sailboating category titles of rows 6 and 7. It applies to all clearances in those
18 rows.
19

20 Add Footnote 27 which reads as follows:
21

22 ²⁷ A diagonal clearance equal to the required vertical clearance shall be maintained to uneven or
23 sloping terrain within a horizontal distance of 3/4 (75%) of the required vertical clearance. All
24 distances shall be measured from the conductors in their wind-displaced position as defined in
25 NESC Rule 234A2.
26

27 Add the reference to Footnote 27 in NESC-2012 Table 232-1 on pp. 94-97 (Metric) and pp. 97-
28 100 (Feet) to the conductor category titles of columns 3, 4 and 5. It applies to all clearances in
29 those columns.
30

31 **Table PSC 114.232-2 [NESC, Table 232-2, pp. 101-102 (Metric) and pp. 102-103 (Feet)]**
32 **Vertical Clearance of Equipment Cases, Support Arms, Platforms, Braces and Unguarded Rigid**
33 **Live Parts Above Ground, Roadway, or Water Surfaces (Change)**
34

35 Change Footnote 8 to read as follows:
36

37 ⁸Where the US Army Corps of Engineers, or the state, or surrogate thereof has issued a crossing
38 permit, the greater clearances of that permit or this code shall govern.
39

40 **Table PSC 114.232-3 [NESC, Table 232-3, p. 104] Reference Heights (Change) Change**
41 **Footnote 3 to read:**
42

43 ³ For controlled impoundments, the surface area and corresponding clearances shall be based
44 upon the design high water mark. For other waters, the surface area and clearances shall be based
45 on the ordinary high water mark. The clearance over rivers, streams, and canals shall be based
46 upon the largest surface area of any 1.6-km-long (1 mi) segment which includes the crossing.

1 The clearance over a canal, river or stream normally providing access for sailboats to a larger
2 body of water shall be the same as that required for the larger body of water.

3
4 **PSC 114.234C1a Vertical and horizontal clearances. [NESC 234C1a, p. 118] (Change)**

5
6 Change paragraph (1) (a) to read:

7
8 (a) *Clearances.* Unguarded or accessible wires, conductors, cables, or rigid live parts may be
9 located adjacent to buildings, signs, billboards, chimneys, radio and television antenna, tanks,
10 flagpoles and flags, banners and other installations and any projections therefrom. The vertical
11 and horizontal clearances of such rigid and nonrigid parts shall be not less than the values in
12 Table 234-1 when at rest under the conditions specified in Rule 234A1. These facilities may be
13 installed beside, over or under buildings, building projections and other installation, as illustrated
14 in Figs. 234-1(a) and 234-1(b) and 234-1(c). Buildings, signs, billboards, chimneys, radio and
15 television antennas, tanks, flagpoles and flags, banners and other installations and any
16 projections therefrom shall not be located near existing wires, conductors, cables or rigid live
17 parts if doing so results in clearances less than the values given in Table 234-1.

18
19 **PSC 114. 234C1c Transmission lines over dwelling units. [Follows NESC 234C1b, p. 119]**
20 (Addition) Add the following paragraph c:

21
22 c. Transmission lines over dwelling units.

23
24 No utility may construct conductors of supply lines designed to operate at voltages in excess of
25 35 kV over-any portion of a dwelling unit. This provision also applies to line conductors in their
26 wind-displaced position as defined in Rule 234A2.

27
28 **Note:** It is the intent under s. SPS 316.225(6) that the public not construct any portion of a dwelling unit under such lines.

29
30 **Note:** The term "dwelling unit" has the meaning given in ch. SPS 316, which adopts by reference the definitions in NEC-
31 2008.

32
33 **Note:** See s. SPS 316.225(6) Clearance Over Buildings and Other Structures, which refers to ch. PSC 114 regarding
34 clearance of conductors over 600 volts and the prohibition of dwellings under or near overhead lines.

35
36 **PSC 114.234C3d Supply conductors attached to buildings or other installations. [NESC**
37 **234C3d, p.119] (Change) Change Exception 2(a) to read:**

38
39 Exception 2(a): 2.45 m (8 feet). This clearance may be reduced to 0.90 m (3 ft) for supply conductors limited to 300 volts
40 to ground and communication conductors and cables if the roof has a slope of not less than 1 (vertical) to 3 (horizontal).

41
42 **PSC 114.234C6 Clearance of lines near stored materials. [Follows NESC 234C5, p. 120]**
43 (Addition) Add the following paragraph 6 and note:

44
45 6. Clearance of Lines Near Stored Materials

46
47 Lines, under wind-displaced conditions stated in Rule 234A2, shall not be run over designated

1 material storage areas where material is regularly stored and handled by cranes, dump trucks,
2 elevators or other types of high machinery unless the clearance of such lines is adequate to
3 permit full use of the equipment. Material which requires the use of such high machinery shall
4 not be stored near or under existing lines.

5
6 **Note:** See NESC Rule 234F for Grain Bin clearances.

7
8 **PSC 114.234C7 Clearance of lines near fuel storage tanks. [Follows NESC 234C5, p. 120]**
9 (Addition) Add the following paragraph 7 and exceptions 1 and 2:

10
11 7. Clearance of Supply Lines Near Fuel Storage Tanks

12
13 Supply lines shall not be run over above-ground flammable liquids and liquefied petroleum gas
14 (LPG) storage tanks. A horizontal clearance of not less than 2.45 m (8 ft) with cables at rest, and
15 not less than 1.80 m (6 ft) with cables displaced by wind according to Rule 234A2, shall be
16 maintained between above-ground flammable liquids and liquefied petroleum gas storage tanks
17 and supply cables of all voltages meeting Rule 230C. A horizontal clearance of not less than 4.6
18 m (15 ft) with conductors at rest, and not less than 3.0 m (10 ft) with conductors displaced by
19 wind according to Rule 234A2, shall be maintained between such fuel storage tanks and all other
20 supply conductors.

21
22 Exception 1: These requirements do not apply to liquefied petroleum gas tanks with a capacity of 1,000 gallons or less.

23
24 Exception 2: These requirements do not apply to tanks enclosed in a building or fully covered by a roof or canopy capable
25 of preventing falling overhead supply conductors from directly contacting the tank. In this case, the vertical and horizontal
26 clearance requirements of conductors from buildings apply. See Rule 234C.

27
28 **PSC 114.234C8 Clearance of lines near wells. [Follows NESC 234C5, p. 120]** (Addition) Add
29 the following paragraph 8 and exception:

30
31 8. Clearance of Open Supply Lines Near Wells

32
33 Open supply lines shall not be run over wells. A horizontal clearance with conductors at rest of
34 no less than 3/4 of the vertical clearance of the conductors to ground required by Rule 232, and a
35 horizontal clearance of not less than 3.0 m (10 ft) with conductors displaced by wind according
36 to Rule 234A2, shall be maintained between open supply conductors and wells. Persons
37 installing such wells shall also comply with this requirement.

38
39 Exception: This rule does not apply to Groundwater Monitoring Wells defined in Wis. Admin. Code ch. NR 141 provided
40 such wells are installed using hydraulic push methods, such as a Geoprobe type rig (The vertical clearance required for a
41 Geoprobe is typically less than 10 feet.) and where sampling is accomplished using a bailer or a submersible pump
42 attached to flexible tubing. This exception is not intended to apply to monitoring wells installed with drilling rigs that are
43 taller than 14 feet or sampling methods that require sections of piping (steel or plastic pipe)

44
45 **PSC 114.234C9 Clearance of lines near antennas. [Follows NESC 234C5, p. 120]** (Addition)
46 Add the following paragraph heading 9 and note:

1 9. Clearance of lines near antennas

2
3 **Note:** Besides the applicable clearances of Rule 234C, additional requirements with respect to the proximity of antennas
4 to power and communications lines are found in Wisconsin Building Code (Antenna Setback and Antenna Support, IBC
5 Chapter 31, Sections 3108.1, 3108.2 and 3108.4).

6
7 **PSC 114.234E1 Swimming pools. [NESC 234E1, p. 121]** (Addition) Add the following
8 sentence to the beginning of paragraph E1:

9
10 1. Swimming Pools

11
12 Pools and appurtenances shall not be placed under or near existing service-drop conductors or
13 any other overhead wiring; nor shall such wiring be installed over a swimming pool or the
14 surrounding area unless such installation complies with the clearances or the exceptions specified
15 in NESC Rule 234E1.

16
17 **PSC 114.234F1 Grain bins loaded by permanently installed augers, conveyers, or elevator**
18 **systems. [Follows NESC 234F1, p. 122]** (Addition) Add Exception and Note to read:

19
20 Exception: Farm silos that are loaded by a blower through a vertical metal tube permanently attached to the side of the
21 structure are not considered grain bins.

22
23 **Note:** Typical cylindrical farm silos are considered buildings for the purposes of this code and the clearance requirements
24 of NESC Rule 234C, as amended herein, would apply.

25
26
27 Table PSC 114.234-1 [**NESC Table 234-1, pp. 130-133 (Metric) and pp. 134-137 (Feet)**]
28 Clearance of Wires, Conductors, Cables, and Unguarded Rigid Live Parts Adjacent But Not
29 Attached to Buildings and Other Installations Except Bridges. (Changes, Deletions and
30 Additions).

31
32 Table PSC 114.234-1 Metric contains the following changes and additions to NESC Table 234-1
33 Metric:

34
35 The value in Item (Row) 1.b.(1), Column 2 is revised from "0.90" to "2.45".

36
37 The value in Item (Row) 1.b.(1), Column 3 is revised from "1.07" to "2.45".

38
39 Add Footnote 17, which reads as follows:

40
41 ¹⁷This clearance may be reduced to 0.90 m for supply conductors limited to 300 V to ground and
42 communications conductors and cables if the roof has a slope of not less than 1 (vertical) to 3
43 (horizontal).

44
45 The reference to Footnote 17 is added to the values in Item (Row) 1.b.(1), Columns 2 and 3.

46

1 Table PSC 114.234-1 Feet contains the following changes, deletions and additions to NESC
2 Table 234-1 Feet:

3
4 The value in Item (Row) 1.b.(1), Column 2 is revised from "3.0" to "8.0."

5
6 The value in Item (Row) 1.b.(1), Column 3 is revised from "3.5" to "8.0."

7
8 Add Footnote 17, which reads as follows:

9
10 ¹⁷This clearance may be reduced to 3 ft for supply conductors limited to 300 V to ground and
11 communications conductors and cables if the roof has a slope of not less than 1 (vertical) to 3
12 (horizontal).

13
14 The reference to Footnote 17 is added to the values in Item (Row) 1.b.(1), Columns 2 and 3.

15
16 **PSC 114.235C2b(1)(a) Sag-related clearances. [Follows NESC 235C2b(1)(a) Exception 2, p.
17 150] (Change)**

18
19 **(1) Change Exception 2 to read:**

20
21 Exception 2: For supply conductors of different utilities, vertical clearance at any point in the span need not exceed 75%
22 of the values required at the supports for the same utility by Table 235-5.

23 24 **Section 24. Grades of Construction**

25
26 **PSC 114.242G Grades of construction for conductors. [Follows NESC 242F, p. 187]**
27 (Addition) Add the following paragraph G to read:

28
29 G. Circuits exceeding 175 kV to ground

30
31 Grade B construction shall always be used if the voltage exceeds 175 kV to ground.

32 33 **Section 25. Loading for Grades B and C**

34
35 **PSC 114.250C Extreme wind loading. [Alternative to NESC 250C, p. 191]** As an alternate to
36 NESC Tables 250-2 and Table 250-3, the following Table PSC 114.250-2 and the related
37 definitions and formulas for k_Z and G_{RF} may be used. (NESC Figure 250-2(b) "Basic Wind
38 Speeds" is a part of this rule by reference.)

39
40 C. Extreme wind loading

41
42 If no portion of a structure or its supported facilities exceeds 18 m (60 ft) above ground or water
43 level, the provision of the rule are not required, except as specified in Rule 261A.1.2.f. Where a
44 structure or its supported facilities exceeds 18 m (60 ft) above ground or water level, the
45 structure and its supported facilities shall be designed to withstand the extreme wind load

1 associated with the Base Wind Speed as specified by NESC Figure 250-2(b). The wind
 2 pressures calculated shall be applied to the entire structure and supported facilities without ice.

3
 4 The following formula shall be used to calculate wind load.

5
 6 Load in Newton = $0.613 \cdot (V_{m/s})^2 \cdot k_Z \cdot G_{RF} \cdot I \cdot C_d \cdot A(m^2)$

7
 8 Load in pounds = $0.00256 \cdot (V_{mi/h})^2 \cdot k_Z \cdot G_{RF} \cdot I \cdot C_d \cdot A(ft^2)$

9
 10
 11 Where:

- 12
- 0.613 Ambient Air Density Value, reflects the mass density of air for the standard atmosphere, i.e., temperature of 15°C (59°F) and average sea level pressure of 760 mm (29.92 in) of mercury. (No adjustment in the velocity to pressure coefficient has been made relative to changes in air density with altitude.) The dimensions associated with this coefficient are, for metric, 0.613 Ns²/m⁴; and, for English, 0.00256 lbr²/mi²ft².
 - 0.00256
 - k_Z Velocity-Pressure Exposure Coefficient, as defined in Table PSC 114-250-2.
 - V Basic wind speed, from NESC 250C, Figure 250-2 given in m/s at 10 m (mi/h at 33 ft) above ground;
 - G_{RF} Gust Response Factor, as defined in Table PSC 114-250-2.
 - I Importance factor equal to 1.0 for utility structures and their supported facilities,
 - C_d Shape Factor as defined as defined in NESC Rule 252B,
 - A Projected wind area, m² (ft²).

13
 14 **Table PSC 114.250-2 (Metric)**
 15 **Velocity Pressure Exposure Coefficient, k_Z**
 16 **Gust Response Factor, G_{RF}**
 17

	k_Z • G_{RF}	
	<u>For Structures:</u>	<u>For Wires:</u>
For structures with a total height of 30 m or less above ground or water level	1.0	0.85
For structures with a total height exceeding 30 m above ground or water level	0.93+0.00245(h)	0.78+0.00245(h)

Table PSC 114.250-2 (English)
Velocity Pressure Exposure Coefficient, k_z
Gust Response Factor, G_{RF}

	$k_z \cdot G_{RF}$	
	<u>For Structures:</u>	<u>For Wires:</u>
For structures with a total height of 100 ft or less above ground or water level	1.0	0.85
For structures with a total height exceeding 100 ft above ground or water level	$0.93+0.00075(h)$	$0.78+0.00075(h)$

Where:

h = height of the structure above ground or water level. For wind loads on wires attached to the structure, the height of the highest wire attachment above ground or water level may be used if less than the height of the structure. In unique terrain where the height of the wire above ground at mid-span may be substantially higher than at the attachment point, engineering judgment may be used to determine an appropriate value the height of the wire.

Note: The height of all wire attachments should be based on the height of the highest attachment or total structure height. The formulas to determine $k_z G_{RF}$ were based on this premise, not the height of each attachment.

The wind pressure parameters (k_z , V , and G_{RF}) are based on open terrain with scattered obstructions (Exposure Category C as defined in ASCE 7-98). Exposure Category C is the basis of the NESC extreme wind criteria. Topographic features such as ridges, hills, and escarpments may increase the wind loads on site-specific structures. A topographic Factor, k_{zt} , from ASCE7-98 may be used to account for these special cases.

PSC 114.250E Longitudinal capability. [Follows NESC 250D, p. 193] (Addition) Add the following paragraph E:

E. Longitudinal capability

Each supply line designed to operate at 300 kV phase to phase or above shall be constructed to limit the effects of a cascading-type failure to a line segment not exceeding 9.6 km (6 mi) to 16 km (10 mi) in length. Such construction requirement may be met by providing, at appropriate intervals, structures and associated facilities having full dead-end capability under the loading provisions of Rules 250 A, B, C and D. Consideration shall be given to factors such as structure type and material, length of line, distance between dead-end or heavy angle structures, and other basic design criteria in determining the length of such individual line segments. For lines supported by "flexible" structures designed with plastic, energy-absorbing capability in failure, this requirement may be met if such design and construction will provide equivalent limitation to longitudinal cascading.

1 Table PSC 114.253-1 [NESC Table 253-1, p. 212] Load factors for structures¹, crossarms,
 2 support hardware, guys, foundations, and anchors to be used with the strength factors of Table
 3 261-1. (Changes)

4
 5 Change Footnote 2 to read:

6
 7 ² For guys and anchors associated with structures supporting communications conductors and
 8 cables only, this factor may be reduced to 1.33. For guys associated with structures supporting
 9 supply conductors or supply conductors and communications conductors and cables, this factor
 10 may be reduced to 1.5.

11
 12 Change Footnote 4 to read:

13
 14 ⁴ For guys associated with structures supporting only supply conductors or supply conductors
 15 and communications conductors and cables, this factor may be reduced to 2.00. This factor may
 16 be reduced to 1.75 for wood and reinforced (not prestressed) concrete structures when the span
 17 being supported is not at a crossing.

18 19 **Section 26. Strength Requirements**

20
 21 Table PSC 114.261-1 [NESC Table 261-1, p. 222] Strength factors for structures, crossarms,
 22 braces, support hardware, guys, foundations, and anchors (Change)

23 24 **Part 3. Safety Rules for the Installation and Maintenance of** 25 **Underground Electric Supply and Communication Lines**

26 27 **Section 30. Purpose, Scope, and Application of Rules**

28
 29 **PSC 114.302 Application of rules.** [NESC 302, p. 233] (Change) Change Rule 302 to read:

30
 31 302. Application of Rules

32
 33 The general requirements for application of these rules are contained in s. PSC 114.005.

34 35 **Section 31. General Requirements Applying to** 36 **Underground Lines**

37
 38 **PSC 114.310 Referenced sections.** [NESC 310, p. 234] (Change) Change Rule 310 to read:

39
 40 310. Referenced Sections

41
 42 The Introduction (Section 1) as amended by s. PSC 114.010, Definitions (Section 2) as amended
 43 by Section 2 of Chapter PSC 114, List of Referenced Documents (Section 3), and Grounding
 44 Methods (Section 9) as amended by Section 9 of Chapter PSC 114, shall apply to the
 45 requirements of Part 3.

1
 2 **PSC 114.317 Outdoor location of oil-insulated padmounted transformers near buildings.**
 3 **[Follows NESC 316, p. 236]** (Addition) Add the following section:

4
 5 **PSC 114.317 Outdoor location of oil-insulated padmounted transformers near buildings.**

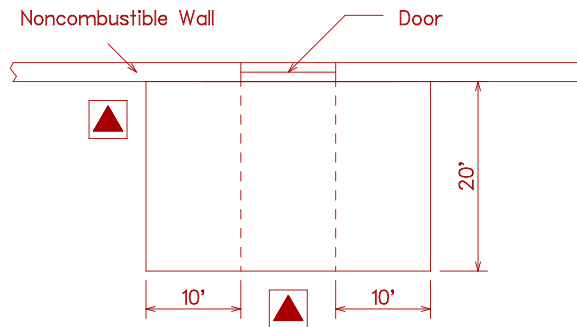
6
 7 A. Noncombustible and Combustible Walls

8
 9 For the purposes of this section, combustible walls are walls of Type No.V buildings as
 10 determined by Wisconsin Building Code (Construction Classification IBC Chapter 6). All other
 11 walls are considered to be non-combustible.

12
 13 B. Noncombustible Walls

14
 15 Padmounted oil-insulated transformers may be located directly next to noncombustible walls if
 16 the following clearances are maintained from doors, windows and other building openings.

17
 18 1. Padmounted oil-insulated transformers shall not be located within a zone extending 6.1 m (20
 19 ft) outward and 3.0 m (10 ft) to either side of a building door. See Figure PSC 114-317B1.



20
 21
 22
 23
 24
 25
 26
 27
 28
 29
 30
 31
 32 Figure PSC 114-317B1.

33
 34
 35 2. Padmounted oil-insulated transformers shall not be located within a zone extending 3.0 m (10
 36 ft) outward and 3.0 m (10 ft) to either side of an air intake opening. Such transformers may be
 37 located within said zone beneath an air intake opening provided there is not less than 7.6 m (25
 38 ft) diagonal separation between the transformer and said opening. See Figure PSC 114-317B2.

39
 40

1
2
3
4
5
6
7
8
9
10
11
12
13
14
15
16
17
18
19
20
21
22
23
24
25
26
27
28
29
30
31
32
33
34
35
36
37
38
39
40

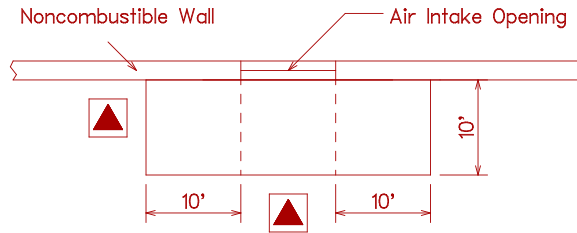


Figure PSC 114-317B2.

3.a. Padmounted oil-insulated transformers shall not be located within a zone extending 3.0 m (10 ft) outward and 0.9 m (3 ft) to either side of a building window or opening other than an air intake. See Figure PSC 114-317B3a.

Exception: This does not apply to a glass block or fire window meeting the requirements of the Wisconsin Commercial Building Code (Fire Window IBC Chapter 7, Section 714.3).

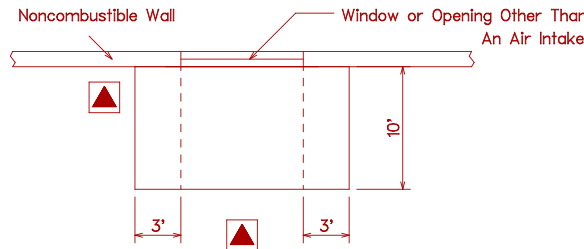


Figure PSC 114-317B3a.

3.b. For second story windows, the transformer shall not be located less than 1.5 m (5 ft) from any part of the window. See Figure PSC 317B3b.

Exception: This does not apply to a glass block or fire window meeting the requirements of the Wisconsin Commercial Building Code (Fire Window, IBC Chapter 7, Section 714.3).

1
2
3
4
5
6
7
8
9
10
11
12
13
14
15
16
17
18
19
20
21
22
23
24
25
26
27
28
29
30
31
32
33
34
35
36
37
38
39
40
41
42
43
44

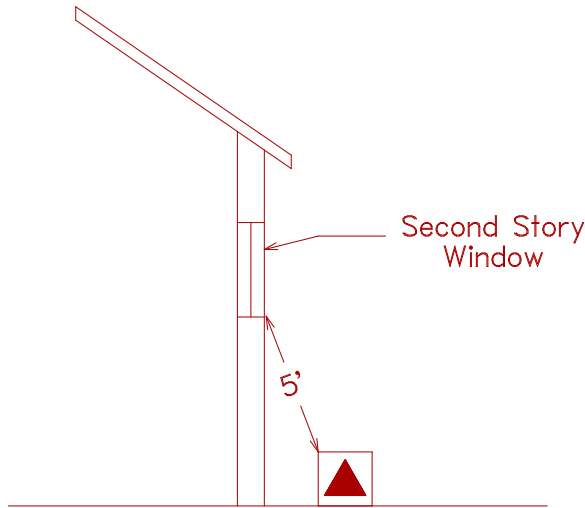


Figure PSC 114-317 B3b.

C. Combustible Walls

1. Padmounted oil-insulated transformers in sizes up to and including 100 kVA shall be located according to the provisions set forth in Subsection B for noncombustible walls.
2. Padmounted oil-insulated transformers in sizes above 100 kVA shall be located a minimum of 3.0 m (10 ft) from the building wall in addition to the clearances from building doors, windows and other openings set forth for noncombustible walls. Also, a sump shall be installed for transformers in size exceeding 500 kVA if the immediate terrain is pitched toward the building.

D. Barriers

If the clearances specified in PSC 114.317 cannot be obtained, a fire-resistant barrier may be constructed in lieu of the required separation. The following methods of construction are acceptable:

1. Noncombustible Walls

The barrier shall extend to a projection line from the corner of the padmounted transformer to the furthest corner of the window, door or opening in question. The height of the barrier shall be 0.3 m (1 ft) above the top of the padmounted transformer. See Figure PSC 114-317D1.

1
2
3
4
5
6
7
8
9
10
11
12
13
14
15
16
17
18
19
20
21
22
23
24
25
26
27
28
29
30
31
32
33
34
35
36
37
38
39
40
41
42
43
44
45

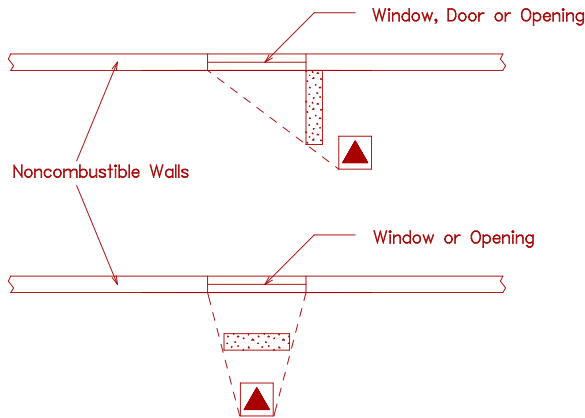


Figure PSC 114-317D1.

2. Combustible Walls

The barrier shall extend 0.9 m (3 ft) beyond each side of the padmounted transformer. The height of the barrier shall be 0.3 m (1 ft) above the top of the transformer. See Figure PSC 114-317D2.

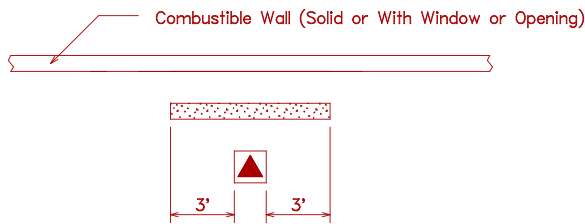


Figure PSC 114-317D2.

E. Fire Escapes

1. Padmounted oil-insulated transformers shall not be located within a zone extending 6.1 m (20 ft) outward and 3 m (10 ft) to either side of the point where a fire escape meets the ground. See Figure PSC 114-317E1.

2. Padmounted oil-insulated transformers located beneath fire escapes shall have a vertical clearance of not less than 3 m (10 ft) from the top of the transformer to the bottom of the fire escape. See Figure PSC 114-317E2.

1
2
3
4
5
6
7
8
9
10
11
12
13
14
15
16
17
18
19
20
21
22
23
24
25
26
27
28
29
30
31
32
33
34
35
36
37
38
39
40
41
42
43
44
45
46

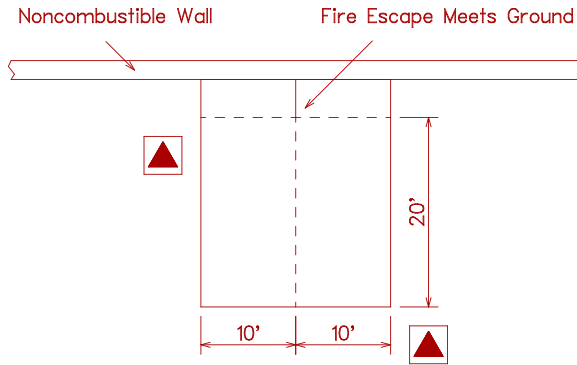


Figure PSC 114-317E1

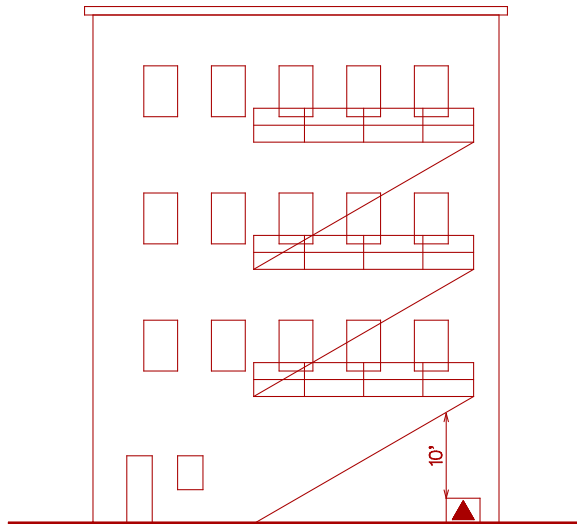


Figure PSC 114-317E2

Section 32. Underground Conduit Systems

PSC 114.320B7 Separation from other underground installations. [Follows NESC 320B6, p. 238] (Addition) Add the following paragraph 7:

7. Gas lines

a. The separation in any direction of gas transmission lines from electric supply and communication conduit systems shall be a minimum of 0.3 m (12 in).

1
2 b. The separation in any direction of gas distribution or service lines from electric supply and
3 communication conduit systems shall be a minimum of 0.15 m (6 in).

4
5 Exception: If these separations cannot be attained, the gas line must be protected from damage that might result from the
6 proximity of the electric supply or communication conduit system.

7
8 **Note:** The definition of gas "transmission line," "distribution line," and "service line", as used herein, is the same as that
9 found in 49 CFR 192.

10
11 **PSC 114.323E Vault and utility tunnel access. [NESC 323E, p. 241]** (Change and Addition)

12
13 Change paragraph 3 to read:

14
15 3. Where accessible to the public, access doors to utility tunnels and vaults shall be locked
16 unless qualified persons are in attendance to restrict entry by unqualified persons.

17
18 (Addition) Add Recommendation to read:

19
20 Recommendation: When vaults and utility tunnels contain exposed live parts, and where entry is through a vertical door a
21 prominent safety sign should be visibly posted on the outside of the door.
22

23
24 **Section 35. Direct-Buried Cable**

25
26 **PSC 114.350F General. [NESC 350F, p. 248]** (Change) Change paragraph F to read:

27
28 F. All direct-buried jacketed supply cable meeting Rule 350B and all direct-buried
29 communication cables shall be legibly marked as follows:

30
31 The appropriate identification symbol shown in Fig 350-1 shall be indented or embossed in the
32 outermost cable jacket at a spacing of not more than 1m (40 in). The symbol may be separate or
33 sequentially combined with other data, or symbols, or both, printed on the jacket. If the symbol
34 is sequentially combined, it shall be separated as indicated in Fig 350-1. If optional
35 supplemental striping is used, only supply cables or non-metallic duct containing or intended to
36 contain supply cables may have three equally separated longitudinal red stripes.

37
38 This rule applies to cable installed on or after January 1, 1996.

39
40 Exception 1: Cables with jackets that cannot be effectively marked in accordance with Rules 350F need not be marked.

41
42 Exception 2: Unmarked cable from stock existing prior to 1 January 1996 may be used to repair unmarked direct-buried
43 jacketed supply cables and communication cables.

44
45 **Table PSC 114.352-1 [NESC Table 352-1, p. 251]** Supply cable, conductor, or duct burial depth
46 (Change and Addition)

47

1 Change the present "Exception" after the table to "Exception 1".

2
3 Add a new Exception 2 as follows:

4
5 Exception 2: Installations of insulated secondary underground cables operating at less than 600 volts between conductors
6 shall be permitted to be laid on the ground during winter months provided they are suitably protected.

7
8 (Addition) Add Note to read:

9
10 **Note:** Grounding and bonding conductors are covered by Rule 093.

11
12 **PSC 114.353E Deliberate separations—Equal to or greater than 300 mm (12 in) from**
13 **underground structures or other cables. [Follows NESC 353D, p. 252]** (Addition) Add the
14 following paragraph E to read:

15
16 E. Gas lines

17
18 The separation in any direction of gas pipelines from direct-buried electric supply and
19 communication facilities shall be a minimum of 0.3 m (12 in).

20
21 Exception: If this clearance cannot be attained, the gas line shall be protected from damage that might result from the
22 proximity of the electric supply or communication direct-buried system.

23
24 **PSC 114.354D1g Random separation – Separation less than 300 mm (12 in) from**
25 **underground structures or other cables. [NESC 354D1g, p. 253]** (Change) Change paragraph
26 g to read:

27
28 g. Adequate bonding shall be provided between the effectively grounded supply conductor or
29 conductors and the communication cable shield or sheath at intervals that should not exceed 300
30 m (1,000 ft). At each above or below grade transformer or above or below grade pedestal, all
31 existing grounds shall be interconnected. These include the primary neutral, secondary neutral,
32 power cable shield, metal duct, or sheath and communication cable sheath. Communication
33 protectors, communication service cable shields and secondary neutrals shall be connected to a
34 common ground at each customer's service entrance when communication circuits are
35 underground without separation from power conductors.

36
37 **PSC 114.354E Supply and communication cables or conductors and non-metallic water**
38 **and sewer lines. [NESC 354E, p. 254]** (Change) Change paragraph E to read:

39
40 E. Supply and communication cables or conductors, foundations and water and sewer lines.

41
42 **(1)** Supply cables and conductors and water and sewer lines or foundations may be buried
43 together with no deliberate separation between facilities and at the same depth, provided all
44 parties involved are in agreement.

1 (2) Communication cables and conductors and water and sewer lines or foundations may be
2 buried together with no deliberate separation between facilities and at the same depth, provided
3 all parties involved are in agreement.
4

5 (3) Supply cables or conductors, communication cables or conductors, water and sewer lines or
6 foundations may be buried together with no deliberate separation between facilities and at the
7 same depth, provided the applicable rules in Rule 354D are met and all parties involved are in
8 agreement.
9

10 **Section 38. Equipment**

11
12 **PSC 114.381H Warning signs.** [Follows NESC 381G, p. 257] (Addition) Add paragraph H to
13 read:

14 H. Warning signs

15
16
17 1. Where a padmounted transformer, switchgear, pedestal, or similar above-grade enclosure is
18 not within a fenced or other protected area and contains live parts in excess of 600 volts, a
19 permanent and conspicuous warning sign shall be provided on the outside of the enclosure which
20 meets the requirements as to format and color of American National Standards Institute standard
21 ANSI Z535.1-2011, ANSI Z535.2-2011, ANSI Z535.3-2011, ANSI Z535.4-2011, and ANSI
22 Z535.5-2011 for safety signs.
23

24 2. Electric supply equipment installed prior to July 1, 2003 shall be signed to comply with these
25 rules or the rule in effect in 2003. Warning signs installed as replacements or installed on new
26 facilities shall comply with the standard as prescribed in s. PSC 114.381H1 above. The "Mr.
27 Ouch" symbol may be used as the optional pictorial part of this sign.
28
29
30

31 **Part 4. Rules for the Operation of Electric Supply and** 32 **Communications Lines and Equipment**

33 **Section 40. Purpose and Scope**

34
35
36 **PSC 114.402 Referenced sections.** [NESC 402, p. 261] (Change) Change first sentence of Rule
37 402 to read:

38
39 The Introduction (Section 1) as amended by s. PSC 114.010, Definitions (Section 2) as amended
40 by Section 2 of Chapter PSC 114, List of Referenced Documents (Section 3), and Grounding
41 Methods (Section 9) as amended by Section 9 of Chapter PSC 114, shall apply to the
42 requirements of Part 4.
43
44

45 **Section 41. Supply and communications systems—Rules for employers**

1
2
3
4
5
6
7
8
9
10
11
12
13
14

PSC 114.410 General requirements. [NESC 410A3, p. 262] (Addition) Add the following clarifying note to Rule 410A3b:

Note 4: It is the intent of this rule that the facility owner and equipment owner cooperate to provide the necessary arc assessment of their respective areas of responsibility where work is to be performed. Either the facility owner or the equipment owner may request the appropriate information from the other party and perform the assessment on behalf of the other.

SECTION 2. This rule shall take effect on the first day of the month following publication in the Wisconsin Administrative Register as provided in s. 227.22 (2) (intro.), Stats.

PUBLIC COMMENTS AND PSC RESPONSES

All of the comments are from the Wisconsin Utilities Association and deal with s. PSC 114.003. ([PSC REF#: 187287](#), [PSC REF#: 187359](#), [PSC REF#: 191820](#).)

COMMENT:

In (2) (a) it uses “may.” Is the intent to make this optional? Suggest changing it to “shall.”

RESPONSE:

Disagree. Standard rule drafting convention requires the use of “may” with “not.” This is not intended to be optional. This language is not presenting the option of not doing something, it is stating that something is not allowed.

COMMENT:

In (2) (a), what is the meaning of “it”? Does it mean the utility or the provision of electric service?

RESPONSE:

Agree. The sentence has been rewritten.

COMMENT:

In (2) (b) the word “extended” is used. Service is often physically “extended” before receiving the proof of compliance and “energized” later after the proof of compliance has been received. Recommend making that wording change.

RESPONSE:

Agree. Change made.

COMMENT:

“End-user customer” better describes the various ownerships associated with service requests. Use that instead of premises as that is not a defined term.

RESPONSE:

Agree in part. “Premises” will be deleted, but “end-user customer” is not a term used anywhere else in the chapter. So rather than making the suggested change, the sentence will be ended after “energizing service.”

COMMENT:

In (2) (b), specify both Volume 1 and 2 when referring to the electrical code.

RESPONSE:

Agree. Change made.

COMMENT:

Reverse the order of (a) and (b).

RESPONSE:

Agree. Change made.

COMMENT:

In Table PSC 114.232-1, footnote 18, use the wording “annual high water mark” rather than “normal high water level” so that the language matches the NESC.

RESPONSE:

Disagree in part. “Annual high water mark” is not defined in the NESC or the Wisconsin statutes, but neither is “normal high water level.” As a result, the phrase “ordinary high water mark” will be used because it is used and defined by the Wisconsin department of natural resources.



FORM 2

**WISCONSIN LEGISLATIVE COUNCIL
RULES CLEARINGHOUSE**

Scott Grosz and Jessica Karls-Ruplinger
Clearinghouse Co-Directors

Terry C. Anderson
Legislative Council Director

Laura D. Rose
Legislative Council Deputy Director

CLEARINGHOUSE REPORT TO AGENCY

[THIS REPORT HAS BEEN PREPARED PURSUANT TO S. 227.15, STATS. THIS IS A REPORT ON A RULE AS ORIGINALLY PROPOSED BY THE AGENCY; THE REPORT MAY NOT REFLECT THE FINAL CONTENT OF THE RULE IN FINAL DRAFT FORM AS IT WILL BE SUBMITTED TO THE LEGISLATURE. THIS REPORT CONSTITUTES A REVIEW OF, BUT NOT APPROVAL OR DISAPPROVAL OF, THE SUBSTANTIVE CONTENT AND TECHNICAL ACCURACY OF THE RULE.]

CLEARINGHOUSE RULE 13-039

AN ORDER to repeal and recreate ch. PSC 114, relating to the adoption of the 2012 Edition of the National Electrical Safety Code into Volume 1 of the State Electrical Code.

Submitted by **PUBLIC SERVICE COMMISSION**

05-20-2013 RECEIVED BY LEGISLATIVE COUNCIL.

06-18-2013 REPORT SENT TO AGENCY.

SG:AH

LEGISLATIVE COUNCIL RULES CLEARINGHOUSE REPORT

This rule has been reviewed by the Rules Clearinghouse. Based on that review, comments are reported as noted below:

1. STATUTORY AUTHORITY [s. 227.15 (2) (a)]

Comment Attached YES NO

2. FORM, STYLE AND PLACEMENT IN ADMINISTRATIVE CODE [s. 227.15 (2) (c)]

Comment Attached YES NO

3. CONFLICT WITH OR DUPLICATION OF EXISTING RULES [s. 227.15 (2) (d)]

Comment Attached YES NO

4. ADEQUACY OF REFERENCES TO RELATED STATUTES, RULES AND FORMS
[s. 227.15 (2) (e)]

Comment Attached YES NO

5. CLARITY, GRAMMAR, PUNCTUATION AND USE OF PLAIN LANGUAGE [s. 227.15 (2) (f)]

Comment Attached YES NO

6. POTENTIAL CONFLICTS WITH, AND COMPARABILITY TO, RELATED FEDERAL
REGULATIONS [s. 227.15 (2) (g)]

Comment Attached YES NO

7. COMPLIANCE WITH PERMIT ACTION DEADLINE REQUIREMENTS [s. 227.15 (2) (h)]

Comment Attached YES NO



WISCONSIN LEGISLATIVE COUNCIL RULES CLEARINGHOUSE

Scott Grosz and Jessica Karls-Ruplinger
Clearinghouse Co-Directors

Terry C. Anderson
Legislative Council Director

Laura D. Rose
Legislative Council Deputy Director

CLEARINGHOUSE RULE 13-039

Comments

[NOTE: All citations to “Manual” in the comments below are to the Administrative Rules Procedures Manual, prepared by the Legislative Reference Bureau and the Legislative Council Staff, dated November 2011.]

1. Statutory Authority

The plain language analysis explains that the rule creates s. PSC 114.003 (2) (b) to codify a requirement that was repealed under 2007 Wisconsin Act 63. Typically, the repeal of a specific statutory provision would be interpreted to also repeal agency authority to promulgate rules with identical requirements. The analysis should address why that interpretation does not apply in this instance.

2. Form, Style and Placement in Administrative Code

a. In the rule summary, the commission should address each of the rule headings listed in s. 1.02 (a), Manual. In particular, the current summary omits a summary of factual data and analytical methodologies. [s. 1.02 (2) (a) 8., Manual.]

b. Provisions of ch. PSC 114 that remain unchanged by the rule appear to outnumber the affected provisions. In addition, a number of provisions appear to be unchanged except to update references to the 2012 National Electric Safety Code. Changes of this scope and nature may not justify repealing and recreating the entire chapter. A straightforward, section-by-section revision of ch. PSC 114, amending or repealing existing sections or creating new sections individually, would make the rule much more transparent.

c. In PSC 114.003 (2), the text included in the provision that is repeated in the Note should be removed. Also, the purpose for including the phrase “though some portion of the code may not be directly enforceable by state agencies” is not clear. If it is meant to be merely

explanatory, consider moving it to the note. If it has a substantive effect, that effect needs to be clarified.

d. Section PSC 114.003 (3) (b) should be clarified to specify what is meant by “approval of requirements”. Does the provision authorize a utility to seek a waiver? If so, the provision should state the waiver authority more explicitly.

e. Throughout s. PSC 114.005, the phrases “these rules” and “this chapter” appear to be used interchangeably. If that is the case, the phrase “these rules” should be replaced with the phrase “this chapter” throughout the section. If the phrase “the rules” is intended to refer to something different than the chapter, then that phrase should be defined. The phrases “a rule” and “the rule” should also be replaced with phrases such as “a provision of this chapter”, unless there is an alternative intent. Similarly, in ss. PSC 114.202 and 114.302, the phrase “these rules” should be replaced with references to the chapter or the relevant rule sub-unit(s). Alternatively, “these rules” should be defined. [See s. 1.07, Manual.]

f. The first sentence of s. PSC 114.005 (3) repeats language in s. PSC 114.005 (1) and should be removed.

5. Clarity, Grammar, Punctuation and Use of Plain Language

a. In the table of contents for ch. PSC 114, periods should be added to the ends of titles from which they are missing.

b. In s. PSC 114.001 (2), the comma should be deleted after the Madison zip code, and a period should be added after the Internet citation.

c. The sentence “See s. 196.19, Stats.” in s. PSC 114.003 (3) (b) and the sentence beginning with “See s. 196.74, Stats.,” in s. PSC 114.003 (4) should be placed in notes, as is done in s. PSC 114.003 (3) (a).

d. Passive constructions throughout s. PSC 114.005 should be reviewed for opportunities to clarify meaning. For example, in s. PSC 114.005 (4), the phrase “Modifying or waiving certain of the rules will sometimes be necessary...” could be replaced with the phrase “The commission may modify or waive a provision of this chapter if necessary...”.

e. Throughout subch. III, parenthetical notations indicate whether provisions are changes, additions, or deletions to the code, and explanatory directions specify the change or addition being made. The parenthetical notations and explanatory directions should be reviewed and modified for consistency throughout the subchapter. Examples of inconsistencies that should be reviewed include the inconsistent use of capitalization in references to footnote paragraphs; inconsistent ordering of the bracketed citations vis-à-vis the title of the affected provision; and inconsistent use of spacing following the parenthetical notation and the subsequent text.

f. In s. PSC 114.234C1c, the phrase “also covers” should be replaced with the phrase “applies to”. Also, in the second note in that provision, the comma after “dwelling unit” should

be removed. In the third note in that provision, a comma should be added following “Structures”, and the word “for” should be removed.

g. In s. PSC 114.410, in Note 4, the word “area” should be replaced with the word “areas”.

STATE OF WISCONSIN
DEPARTMENT OF ADMINISTRATION
DOA-2049 (R03/2012)

DIVISION OF EXECUTIVE BUDGET AND FINANCE
101 EAST WILSON STREET, 10TH FLOOR
P.O. BOX 7864
MADISON, WI 53707-7864
FAX: (608) 267-0372

ADMINISTRATIVE RULES Fiscal Estimate & Economic Impact Analysis

1. Type of Estimate and Analysis

Original Updated Corrected

2. Administrative Rule Chapter, Title and Number

PSC 114 Wisconsin State Electrical Code, Volume 1

3. Subject

Electric safety and adopting the latest National Electrical Safety Code into Volume I of the Wisconsin State Electrical Code

4. Fund Sources Affected

GPR FED PRO PRS SEG SEG-S

5. Chapter 20, Stats. Appropriations Affected

6. Fiscal Effect of Implementing the Rule

No Fiscal Effect Increase Existing Revenues Increase Costs
 Indeterminate Decrease Existing Revenues Could Absorb Within Agency's Budget
 Decrease Cost

7. The Rule Will Impact the Following (Check All That Apply)

State's Economy Specific Businesses/Sectors
 Local Government Units Public Utility Rate Payers
 Small Businesses (if checked, complete Attachment A)

8. Would Implementation and Compliance Costs Be Greater Than \$20 million?

Yes No

9. Policy Problem Addressed by the Rule

The existing ch. PSC 114 administers an outdated version of the National Electric Safety Code. This rulemaking updates the rule to include provisions from the latest version of that code.

10. Summary of the businesses, business sectors, associations representing business, local governmental units, and individuals that may be affected by the proposed rule that were contacted for comments.

All electric utilities; Wisconsin Utilities Association; Utility Workers Associations; Wisconsin Federation of Independent Business; Wisconsin Manufacturers and Commerce; Citizens Utility Board, League of Wisconsin Municipalities, Wisconsin Towns Association, Wisconsin Alliance of Cities, IBEW, Municipal Electric Utilities of Wisconsin

11. Identify the local governmental units that participated in the development of this EIA.

Municipalities with municipal electric utilities and members of the League of Wisconsin Municipalities, Wisconsin Towns Association, and Wisconsin Alliance of Cities.

12. Summary of Rule's Economic and Fiscal Impact on Specific Businesses, Business Sectors, Public Utility Rate Payers, Local Governmental Units and the State's Economy as a Whole (Include Implementation and Compliance Costs Expected to be Incurred)

There are no estimated state fiscal effects from the draft revisions to PSC 114 Wisconsin State Electrical Code, Volume 1

As drafted, the revised Wisconsin State Electrical Code, Volume 1 adopts federal requirements as state rule. The proposed rule clarifies 1) that a utility must obtain proof of compliance with Wisconsin state electric code before

extending service to a premise, 2) water areas not suitable for sailboating, 3) when a utility may not construct conductors of supply lines, and 4) defines clearances. The rule also specifies that applicants not addressed should follow accepted good practices known at the time. Other changes are reference number changes only.

Revisions to PSC 114 Wisconsin State Electrical Code, Volume 1 are clarifications and do not impact state staff workload or electric utilities. Therefore, the revised rule is not anticipated to have a fiscal effect.

13. Benefits of Implementing the Rule and Alternative(s) to Implementing the Rule

This rulemaking will update provisions of the Wisconsin Electrical Code so that they are consistent with the National Electric Safety Code. This allows the Wisconsin code to be consistent with the latest best practices and with surrounding states.

14. Long Range Implications of Implementing the Rule

This rulemaking provides for the continued oversight of an up to date state electrical code. This rulemaking will update the Wisconsin Electrical Code so that they are consistent with the National Electric Safety Code. This allows the Wisconsin code to be consistent with the latest best practices and with surrounding states.

15. Compare With Approaches Being Used by Federal Government

Not applicable.

16. Compare With Approaches Being Used by Neighboring States (Illinois, Iowa, Michigan and Minnesota)

This rulemaking adopts the latest edition of the National Electric Safety Code (NESC). Minnesota automatically adopts each new NESC edition by reference. Michigan does not specifically adopt the NESC but effectively does so by referencing it as “standards of good practice.” Iowa adopts all but Part 4 and Illinois adopts sections of Part 1 and Parts 2 and 3.

17. Contact Name

Lisa Farrell

18. Contact Phone Number

608-267-9086

This document can be made available in alternate formats to individuals with disabilities upon request.