

Chapter Ind 51

DEFINITIONS AND STANDARDS

Ind 51.01	Definitions (p. 17)	Ind 51.14	Safety glazing (p. 61)
Ind 51.015	Scope (p. 32)	Ind 51.15	Standard exit (p. 63)
Ind 51.02	General requirements (p. 33)	Ind 51.16	Stairways (p. 65)
Ind 51.03	Classes of construction standards (p. 37)	Ind 51.161	Handrails (p. 66)
Ind 51.04	Scope (p. 46)	Ind 51.162	Guardrails (p. 67)
Ind 51.042	General requirements (p. 46)	Ind 51.164	Headroom (p. 68)
Ind 51.043	Approved rating methods (p. 47)	Ind 51.165	Stairway identification (p. 68)
Ind 51.044	Approved testing laboratories (p. 47)	Ind 51.166	Basement stairways (p. 68)
Ind 51.045	Typical examples of fire-resistant structural components (p. 48)	Ind 51.167	Exit access (p. 68)
Ind 51.046	Calculation method (p. 52)	Ind 51.17	Smokeproof stair tower (p. 68)
Ind 51.047	Fire-rated door assemblies in fire-rated construction (p. 52)	Ind 51.18	Interior enclosed stairway (p. 69)
Ind 51.048	Fire window and glass block assemblies in fire-rated construction (p. 54)	Ind 51.19	Horizontal exit (p. 69)
Ind 51.049	Miscellaneous openings in fire-rated construction (p. 55)	Ind 51.20	Fire escapes (p. 70)
Ind 51.05	Roof coverings (p. 55)	Ind 51.21	Standpipe and hose systems (p. 74)
Ind 51.06	Foam plastics (p. 55)	Ind 51.22	Fire extinguishers (p. 77)
Ind 51.07	Interior finishes (p. 58)	Ind 51.23	Automatic sprinklers (p. 77)
Ind 51.08	Occupancy separations (p. 60)	Ind 51.24	Fire alarm systems (p. 79)
		Ind 51.245	Smoke detectors (p. 80)
		Ind 51.25	Adoption of ASTM standards (p. 81)
		Ind 51.26	Adoption of ACI standards (p. 84)
		Ind 51.27	Adoption of miscellaneous standards (p. 84)

Note: The definitions of words and phrases not defined in this section should be taken from the current edition of Webster's New International Dictionary.

Ind 51.01 Definitions. (1) "Accessory room" means any room or enclosed floor space used for eating, cooking, bathrooms, water closet compartments, laundries, pantries, foyers, hallways and other similar floor spaces. Rooms designated as recreation, study, den, family room, office and other similar floor spaces, in addition to habitable rooms, are not considered accessory rooms.

(1a) **AIR CONDITIONING.** The process of treating air to control simultaneously its temperature, humidity, cleanliness and distribution to meet the requirements of the conditioned space.

(2) **ALLEY.** Any legally established public thoroughfare less than 30 feet in width but not less than 10 feet in width whether designated by name or number.

(3) **APPROVED.** Approval granted by the department under the regulations stated in this code.

(4) **AREA (GROSS).** The maximum horizontal projected area within the perimeter of the outside surface of walls or supports of the building or structure. Exterior cantilever open balconies are not included.

(5) **AREA (NET).** The occupied or usable floor area in a building but not including space occupied by columns, walls, partitions, mechanical shafts or ducts.

(5a) **AREAWAY.** Exterior area whose grade is below the grade (at building) and having at least one side consisting of the exterior wall of a building.

(6) **ATTIC.** The space not used for human occupancy located between the ceiling of uppermost story and the roof.

(7) **AUTOMATIC.** Automatic as applied to a fire protective device, is one which functions without human intervention and is actuated as a result of the predetermined temperature rise, rate of rise of temperature, combustion products or smoke density such as an automatic sprinkler system, automatic fire door, automatic fire shutter, or automatic fire vent.

(7a) "Automatic fire sprinkler system", for fire protection purposes, means an integrated system of underground and overhead piping designed in accordance with fire protection engineering standards. The system includes a suitable water supply, such as a gravity tank, fire pump, reservoir or pressure tank or connection beginning at the supply side of an approved gate valve located at or near the property line where the pipe or piping system provides water used exclusively for fire protection and related appurtenances and to standpipes connected to automatic sprinkler systems. The portion of the sprinkler system above ground is a network of specially sized or hydraulically designed piping installed in a building, structure or area, generally overhead, and to which sprinklers are connected in a systematic pattern. The system includes a controlling valve and a device for actuating an alarm when the system is in operation. The system is usually activated by heat from a fire and discharges water over the fire area.

(7b) "Fire suppression system" means a mechanical system designed and equipped to detect a fire, actuate an alarm and suppress or control a fire using water, water spray, foam, carbon dioxide, halogenated agent or other approved suppression agent.

(8) **BALCONY (EXTERIOR).** An elevated platform attached to a building and enclosed on one or more sides by railings.

(9) **BALCONY (INTERIOR).** An open intermediate level or stepped floor. Also see "Stories, Number of."

(10) **BASEMENT.** A basement floor is that level below the first or ground floor level with its entire floor below exit discharge grade.

(11) **BEARING WALL.** See "Wall (bearing)."

(12) **BUILDING.*** A structure for support, shelter or enclosure of persons or property.

(13) **BUILDING HEIGHT.** See "Height (building)."

(14) **BUTTRESS.** A structural projection which is an integral part of a wall, primarily to provide resistance to lateral forces.

(15) **CAVITY WALL.** See "Wall (cavity)."

*See Appendix A for further explanatory material.

Register, June, 1983, No. 330
Building and heating, ventilating
and air conditioning code

(16) **CEILING PROTECTION.** The fire protection membrane suspended beneath the floor or ceiling construction which, when included with the construction, develops the fire-resistive rating for the overall assembly.

(16a) **CERTIFIED INSPECTOR.** Certified inspector means an individual certified by the department to administer and enforce this code.

(17) **CLOSING DEVICE (FIRE DOOR).** A closing device is one which will close the door and be adequate to latch or hold, or both, hinged or sliding door in a closed position.

(a) *Automatic.* An automatic closing device is one which functions without human intervention and is actuated as a result of the predetermined temperature rise, rate of rise of temperature, combustion products or smoke density.

(b) *Self-closing.* A self-closing device is one which will maintain the door in a closed position.

(18) **COMBUSTIBLE CONSTRUCTION.** An assembly such as a wall, floor or roof having components of combustible material.

(19) **COMBUSTIBLE MATERIAL.** All materials not classified as "noncombustible" are considered combustible. This property of a material does not relate to its ability to structurally perform under fire exposure. The degree of combustibility is not defined by standard fire test procedures.

(19a) "Commercial motor vehicle" means all motor vehicles other than passenger vehicles for not more than 9 passengers.

(19b) "Community-based residential facility" means any place where 3 or more unrelated adults reside in which care, treatment or services above the level of room and board but not including nursing care are provided to persons residing in the facility as a primary function of the facility. "Community-based facility" does not include a nursing home, except that the department of health and social services may designate a category or categories of intermediate care facilities which serve fewer than 20 residents and which otherwise meet the definition of this subsection to be licensed and regulated as community-based residential facilities. The reception and care or treatment of a person in a convent or facility owned or operated exclusively by and for members of a religious order shall not constitute the premises to be a "community-based residential facility."

(20) **CONCRETE.** See "Types of Concrete," s. Ind 51.045 (1) (a).

(21) **CONSTRUCTION.** Includes all labor and materials used in the framing or assembling of component parts in the erection, installation, enlargement, alteration, repair, moving, conversion, razing, demolition or removal of any appliance, device, building, structure or equipment.

(22) **CORRIDOR.** An enclosed passageway in a building for public ingress and egress to and from dwelling units, rooms or other areas and leading to a lobby, foyer or exit discharge.

(22a) **CORRIDOR (REQUIRED EXIT)**. A fire-rated enclosure beginning at the end point of maximum allowable exit distance and continuing to the exit discharge door.

Note: See line 20 of Table 51.03-A.

(23) **COURT**. A court is an open, exterior space providing required natural light or ventilation for the building or providing a pathway for public egress from a building exit to a public thoroughfare.

(24) **COURT (INNER)**. An inner court is a court surrounded on all sides by walls.

(25) **COURT (INNER LOT LINE)**. An inner lot line court is a court bounded on 3 sides by walls and on the remaining side by a lot line or property line.

(26) **COURT (OUTER)**. An outer court is a court bounded on 3 sides with walls and on the remaining side by a street, alley or other open space not less than 15 feet wide.

(27) **COURT (OUTER LOT LINE)**. A court with one side on a lot line or property line and opening to a street or open space not less than 15 feet wide.

(28) **CURTAIN WALL**. See "Wall (curtain)."

(29) **DEPARTMENT**. Means the department of industry, labor and human relations.

(30) **DIVISION WALL**. See "Wall (division)."

(31) **DUCT**. Any pipe, flue, or tunnel used to convey air, gases and entrained materials. An underground duct is any part of a duct that is below the surface of the ground.

(32) **DUCT FURNACE**. See "Furnace (duct)."

(33) **ELEVATOR**. See ch. Ind 4.

(34) **EQUIPMENT**. Self-contained systems and apparatus attached to or built into the building and used for mechanical or electrical processing, comfort, safety, sanitation, communication or transportation within a building.

(35) **EXHAUST VENTILATING SYSTEM**. See "Ventilating System (exhaust)."

(36) **EXISTING**. A building, structure, or equipment completed or in the course of construction or use or occupied prior to the effective date of applicable rules of this code.

(36a) "Exit" means that portion of a means of egress which is separated from all other spaces of the building or structure by construction providing a protected way of travel to the exit discharge.

(36b) "Exit access" means that portion of a means of egress which leads to an entrance to an exit.

(36c) "Exit access door" means any door that leads to the exit access.

(37) EXIT COURT. See "Court (exit)."

(37a) "Exit discharge" means that portion of a means of egress between the termination of an exit and a street, alley, court or a public way.

(38) EXIT DISCHARGE GRADE. See "Grade (exit discharge)."

(38a) "Exit door" means a door that leads from that portion of a means of egress known as the exit access to the outside of a building or to a required exit, such as a stairway, smokeproof tower, ramp or horizontal exit.

(38b) "Exit passageway" means a horizontal means of exit travel that is protected from a fire in a manner similar to an enclosed interior exit stair.

(39) EXIT (VERTICAL). See "Vertical Exit."

(40) EXTERIOR BALCONY. See "Balcony (exterior)."

(41) EXTERIOR WALL. See "Wall (exterior)."

(41a) FACTORY. A factory is any premises wherein labor is used in manufacturing, making or altering or adapting articles for the purpose of trade or gain.

(42) FAMILY.* Means 2 or more individuals who are related to each other by blood, marriage, adoption or legal guardianship. For purposes of this code a group of not more than 4 persons not necessarily related by blood or marriage, living together in a single living unit will be considered equivalent to a single family.

(42a) FARM OPERATION. The farm operation is the planting and cultivating of the soil and growing of farm products substantially all of which have been planted or produced on the farm premises.

Note: The farm operation, according to s. 102.04 (3), Stats., includes: the management, conserving, improving and maintaining of the premises, tools, equipment, improvements and the exchange of labor or services with other farmers; the processing, drying, packing, packaging, freezing, grading, storing, delivery to storage, carrying to market or to a carrier for transportation to market and distributing directly to the consumer; the clearing of such premises and the salvaging of timber and the management and use of wood lots thereon but does not include logging, lumbering and wood-cutting operations unless the operations are conducted as an accessory to other farm operations.

(42b) FARM PREMISES. The farm premises is defined to be the area which is planted and cultivated. The farm premises does not include greenhouses, structures or other areas unless used principally for the production of food or farm products.

(42c) FARM PRODUCTS. Farm products are defined as agricultural, horticultural and arboricultural crops. Animals considered within the definition of agricultural include livestock, bees, poultry, fur-bearing animals, and wildlife or aquatic life.

(42d) FARMING. Farming means the operation of a farm premises owned or rented by the operator.

(43) FIRE DOOR. A door so constructed as to give protection against the passage of fire.

(44) FIRE DOOR ASSEMBLY. The assembly of fire door and its accessories, including all hardware, frames, closing devices and their anchors, so constructed as to give protection against the passage of fire.

(45) FIRE DOOR CLOSING DEVICE. See "Closing Device (fire door)."

(46) FIRE RESISTANCE AND FIRE-RESISTIVE MATERIAL. Having the property to withstand fire or give protection from it. As applied to elements of building, it is characterized by the ability to confine a fire or to continue to perform a given structural function, or both.

*See Appendix A for further explanatory material.

(47) **FIRE-RESISTIVE CLASSIFICATION.** Fire-resistive classification is the time in hours during which a material or assembly continues to exhibit fire resistance under conditions of tests and performance as specified in ASTM E-119, ASTM E-152 and ASTM E-163.

(48) **FIRE-RESISTIVE PROTECTION.** An insulating material applied directly, attached to, or suspended from a structural assembly, to maintain the structural integrity of a member or system for the specified time rating.

(49) **FIRE-RESISTIVE PROTECTION, DIRECTLY APPLIED.** A coating material applied directly to the structural element for the purpose of fire protection.

(50) **FIRE-RESISTIVE RATING.** Refer to fire-resistive classification.

(51) **FIRE-RETARDANT ROOF COVERINGS.** Roof coverings shall be classified on the basis of protection provided against fire originating outside the building or structure on which they have been installed.

(a) Class A roof coverings are those which are effective against severe fire exposures (meeting the 3 methods for fire tests of class A roof coverings [ASTM Standard E-108]) and possess no flying brand hazard.

(b) Class B roof coverings are those which are effective against moderate fire exposures (meeting the 3 methods for fire tests of class B roof coverings [ASTM Standard E-108]) and possess no flying brand hazard.

(c) Class C roof coverings are those which are effective against light fire exposures (meeting the 3 methods for fire tests of class C roof coverings [ASTM Standard E-108]) and possess no flying brand hazard.

(52) **FIRE RETARDANT—TREATED WOOD.** Fire-retardant wood includes lumber or plywood that has been treated with a fire-retardant chemical to provide classifications (flame-spread [FSC] and fuel contributed [FCC]) of 25 or less by ASTM method E-84, shows no progressive combustion during 30 minutes of fire exposure by this method, and is so labeled. Fire-retardant wood for decorative and interior finish purposes provides reduced flame-spread classification (FSC) by ASTM method E-84 as specified by the code for materials used in the particular applications.

(53) **FIRE WINDOW ASSEMBLY.** A fire window includes glass, frame, hardware and anchors constructed and glazed to give protection against the passage of flame.

(54) **FIRST FLOOR.** The first floor is the primary floor used in determining the number of stories of a building.

(55) **FLAME-SPREAD CLASSIFICATION.** Flame-spread classification (FSC) is a comparative rating of the measure of flame-spread on a surface of a material or assembly as determined under conditions of tests and performance as specified in ASTM E-84.

(56) **FLAME-SPREAD RATING.** Refer to flame-spread classification.

(56a) **FLOOR.** The bottom or lower part of an enclosed space including any portions raised or depressed by not more than 3 feet from the designated principal level where the raised or depressed portion is treated architecturally as a part of the same principal level.

(57) **FLOOR AREA.** See "Area (net)."

(57a) **FLOOR LEVEL.** The upper surface of a floor treated architecturally as the designated principal floor at a given elevation.

(58) **FOYER.** An enclosed space and passageway into which aisles, corridors, stairways, or elevators may exit and from which the public has access to exits.

(59) **FRONT YARD.** See "Yard (front)."

(60) **FUEL CONTRIBUTED CLASSIFICATION.** Fuel contributed classification (FCC) is a comparative measure of the fuel contribution of a material or an assembly in the flame-spread test per ASTM E-84.

(61) **FURNACE.** A completely self-contained direct-fired, automatically controlled, vented appliance for heating air by transfer of heat of combustion through metal to the air and designed to supply heated air through ducts to spaces remote from the appliance location.

(62) **FURNACE (DUCT).** A suspended direct-fired heating appliance normally installed in air ducts. Air circulation is provided by a blower not furnished as part of the appliance.

(63) **GRADE (AT BUILDING).** Elevation of surface of paved or unpaved ground adjacent to wall of a building.

(64) **GRADE (EXIT DISCHARGE).** The elevation of finished exterior surface of paved or unpaved ground at any exit discharge doorsill.

(65) **GRAVITY EXHAUST VENTILATION.** See "Ventilation (gravity exhaust)."

(66) **GROSS AREA.** See "Area (gross)."

(67) **GROUND FLOOR.** A ground floor is that level of a building on a sloping or multilevel site which has its floor line at or not more than 3 feet above exit discharge grade for at least one-half of the required exit discharges.

(67a) **HABITABLE ROOM.*** Any room or enclosed floor space arranged for living and/or sleeping purposes.

(68) **HAZARDOUS PIPING.** See "Piping (hazardous)."

(68a) "Health care facility" means both hospital or nursing home.

(69) **HEATING SYSTEM.** Any combination of building construction, machinery, devices or equipment, so proportioned, arranged, installed, operated, and maintained as to produce and deliver in place the required amount and character of heating service.

*See Appendix A for further explanatory material.

(70) **HEIGHT (BUILDING)**. Height of a building is measured from the average of the exit discharge grade elevation of all required first story exits to the top of a level roof or to a point $\frac{1}{2}$ of the distance between the intersection of the exterior wall surface (extended) with the roof surface, and the highest part of the roof but not to include penthouses.

Note: For exceptions to penthouses see definition "Stories, Number of."

(71) **HOLLOW BONDED WALL**. See "Wall (hollow bonded)."

(71a) "Hospital" means any building, structure, institution or place used for the maintenance and operation of facilities for the diagnosis, treatment of and medical or surgical care for 3 or more nonrelated individuals hereinafter designated patients, suffering from illness, disease, injury or disability, whether physical or mental, and including pregnancy and regularly making available at least clinical laboratory services, and diagnostic x-ray services and treatment facilities for surgery, or obstetrical care, or other definitive medical treatment.

(71b) "Housing for the elderly" means a residential occupancy building the construction of which is financed by state or federal agencies with occupancy limited to elderly people meeting specific age criteria as specified by the financing agency.

(71c) **INDEPENDENT INSPECTION AGENCY**. Independent inspection agency means any person, firm, association, partnership or corporation, other than a municipal corporation, certified by the department to perform certified inspections under this code.

(72) **INNER COURT**. See "Court (inner)."

(73) **INNER LOT LINE COURT**. See "Court (inner lot line)."

(74) **INTAKE (OUTSIDE AIR)**. See "Outside Air Intake."

(75) **INTERIOR BALCONY**. See "Balcony (interior)."

(75a) "Interior finish" means the exposed interior surfaces of buildings, including, but not limited to fixed or movable walls and partitions, columns, ceilings, and floors.

(a) "Class A interior finish" includes any material classified at 25 or less on the flame spread test scale and 450 or less on the smoke test scale in accordance with ASTM E84-80 — Test of Surface Burning Characteristics of Building Materials.

(b) "Class B interior finish" includes any material classified at more than 25 but not more than 75 on the flame spread test scale and 450 or less on the smoke test scale in accordance with ASTM E84-80 — Test of Surface Burning Characteristics of Building Materials.

(c) "Class C interior finish" includes any material classified at more than 75 but not more than 200 on the flame spread test scale and 450 or less on the smoke test scale in accordance with ASTM E84-80 — Test of Surface Burning Characteristics of Building Materials.

(d) "Class I interior floor finish" includes any material with a minimum critical radiant flux of 0.45 watts per square centimeter as deter-

mined in accordance with ASTM E648-78 — Test for Critical Radiant Flux of Floor Covering Systems Using a Radiant Heat Energy Source.

(e) "Class II interior floor finish" includes and material with a minimum critical radiant flux of 0.22 watts per square centimeter as determined in accordance with ASTM E648-78 — Standard Method of Test for Critical Radiant Flux of Floor Covering Systems Using a Radiant Heat Energy Source.

(76) JACKETED STOVE. See "Stove (jacketed)."

(76a) LIVING UNIT. Any enclosed floor space consisting of one or more habitable rooms (with or without accessory rooms) used by a person or family.

(77) LOBBY. An enclosed space into which aisles, corridors, stairways, elevators or foyer may exit and provides access to exits.

(78) LOT LINE. A legally established line dividing one lot, plot of land or parcel of land from an adjoining lot or plot of land or parcel of land.

(79) MAJOR APPARATUS. Central air-handling equipment supplying more than one occupancy or rooms and heat-producing equipment generating heat for the heating and ventilating system.

(79a) MANUFACTURED MULTI-FAMILY DWELLING. Manufactured multi-family dwelling means any structure or component which is intended for use as a multi-family dwelling and for which certification is sought by the manufacturer, and which is of open or closed construction, fabricated or assembled on-site or off-site in manufacturing facilities for installation, or assembly and installation at the building site. For purpose of this code, a manufactured multi-family dwelling means 3 or more living units attached together, or 2 or more living units and a business occupancy attached together.

(80) MASONRY. A construction composed of separate units such as brick, block, hollow tile, stone or approved similar units or a combination thereof, laid up or built unit by unit and bonded by approved manner.

(80a) "Means of egress" means a continuous and unobstructed way of exit travel from any point in a building or structure to a street, alley, court or a public way. A means of egress consists of the exit access, the exit and the exit discharge. A means of egress includes the vertical and horizontal ways of travel and includes intervening room space, doorways, hallways, corridors, passageways, balconies, ramps, stairs, enclosures, lobbies, horizontal exits and courts.

(81) MECHANICAL VENTILATION. See "Ventilation (mechanical)."

(82) MEZZANINE OR MEZZANINE FLOOR. An intermediate floor, either open or enclosed. Also see "Stories, Number of."

(82a) "Mini-warehouse" means an unoccupied compartmentalized warehouse building having one or more overhead doors serving each compartment.

(83) NET AREA. See "Area (net)."

(84) **NONBEARING WALL.** Refer to "Wall (exterior)" or "Partition."

(85) **NONCOMBUSTIBLE CONSTRUCTION.** An assembly such as a wall, floor or roof having components of noncombustible material.

(86) **NONCOMBUSTIBLE MATERIAL.** A noncombustible material is one which, in the form in which it is used, meets one of the requirements par. (a) or (b) listed below. Materials used adjacent to or in contact with heat-producing appliances, warm air ducts, plenums and chimneys shall be classified as noncombustible only on the basis of requirement par. (a). Noncombustible does not apply to the flame-spread characteristics of interior finish or trim materials. No material shall be classed as noncombustible building construction material which is subject to increase in combustibility or flame-spread classification (FSC) beyond the limits herein established through the effects of age, moisture or other atmospheric conditions.

Note: The federal trade commission does not consider ASTM E-84 as an accurate indicator of the performance of cellular plastics used in building construction under actual fire conditions, and that it is only valid as a measurement of the performance of such materials under specific, controlled test conditions. The 25 flame-spread rating is not intended to reflect hazards presented by such products under actual fire conditions. The federal trade commission considers that under actual fire conditions, such products, if allowed to remain exposed or unprotected, will under some circumstances produce rapid flame spread, quick flashover, toxic or flammable gases, dense smoke and intense and immediate heat and may present a serious fire hazard.

(a) Materials which pass the test procedure of ASTM E-136 for defining noncombustibility of elementary materials when exposed to a furnace temperature of 1,382D F. for a minimum period of 5 minutes, and do not cause a temperature rise of the surface or interior thermocouples in excess of 54D F. above the furnace air temperature at the beginning of the test and which do not flame after an exposure of 30 seconds.

(b) Materials having a structural base of noncombustible material as defined in par. (a), with a surfacing not more than 1/8 inch thick which has a flame-spread classification (FSC) not greater than 50 when tested in accordance with the method of test for surface burning characteristics of building materials (ASTM E-84).

(86a) "Nursing home" means any building, structure, institution or place which provides 24-hour services including board and room to 3 or more unrelated residents who because of their mental or physical condition require nursing care or personal care in excess of 7 hours a week. The term "nursing home" wherever used in chs. Ind 50-64, includes nursing and convalescent homes, skilled nursing facilities, infirmaries in homes for the aged, and intermediate care facilities of 15 beds or more.

(87) **OCCUPANCY OR USE.** The purpose for which a building, structure, equipment, materials, or premises, or part thereof, is used or intended to be used as regulated in this code.

(88) **OCCUPIED.** Refers to any room or enclosure used by one or more persons for other than incidental maintenance.

(89) **OPEN SPACES.** Front (setback), rear and side yards, exit courts, outer courts, and outer lot line courts on the same property with a building as regulated by this code.

(90) **OUTDOOR OPENINGS.** May be doors, windows or skylights located in outside walls or roof and can be opened to provide natural ventilation to the occupied space.

(91) **OUTER COURT.** See "Court (outer)."

(92) **OUTER LOT LINE COURT.** See "Court (outer lot line)."

(93) **OUTLET (SUPPLY OPENING).** An opening, the sole purpose of which is to deliver air into any space to provide heating, ventilating or air conditioning.

(93a) "Outpatient surgical facility" means a facility devoted to the performance of surgical procedures utilizing inhalation anesthetics without anticipation of the overnight stay of patients.

(94) **OUTSIDE AIR.** Air that is taken from outside the building and is free from contamination of any kind in proportions detrimental to the health or comfort of the persons exposed to it.

(95) **OUTSIDE AIR INTAKE.** Includes the ducts and outdoor openings through which outside air is admitted to a ventilating, air conditioning or heating system.

(96) **PANEL WALL.** See "Wall (panel)."

(97) **PARTITION.** A partition is an interior nonbearing vertical element serving to enclose or divide an area, room or space. Portable or demountable partitions requiring tools for installation or removal are considered partitions not furniture.

(98) **PARTY WALL.** See "Wall (party)."

(99) **PENTHOUSE.** An enclosed or partially enclosed structure extending above the main roof of a building or structure and/or enclosing a stairway, tank, elevator, machinery, mechanical equipment or other apparatus and not used for human occupancy.

(100) **PIER.** An isolated column of masonry or concrete. A section of bearing wall not bonded on the sides into adjoining masonry shall be considered to be a pier when its horizontal dimension measured at right angles to the thickness does not exceed 4 times the thickness.

(101) **PILASTER.** A projection of masonry for the purpose of bearing concentrated loads, or to compensate for reduction of wall section by chases, openings or recesses, or for the purpose of stiffening the wall against lateral forces. (See also "Buttress.")

(102) **PIPING (HAZARDOUS).** Any service piping conveying oxygen, flammable liquids, flammable gases or toxic gases.

(102a) "Place of abode" means a residential building or part of a residential building used as follows:

(a) Occupied as a residence of 3 or more families living independently or occupied by 2 such families and used also for business purposes; or

(b) Occupied for sleeping of lodging purposes by 3 or more persons not members of the same family.

(102b) **PLACE OF EMPLOYMENT.** The term "place of employment" includes every place, whether indoors or out or underground and the premises appurtenant thereto where either temporarily or permanently any industry, trade or business is carried on, or where any process or operation, directly or indirectly related to any industry, trade or business, is carried on, and where any person is, directly or indirectly, employed by another for direct or indirect gain or profit, but does not include any place where persons are employed in a) private domestic service which does not involve the use of mechanical power or b) farming.

(103) **PORCH.** An unenclosed exterior structure at or near grade attached or adjacent to the exterior wall or any building, and having a roof and floor. (See also "Terrace" and "Balcony.")

(104) **PROPERTY LINE.** A legally established line dividing one lot, plot of land or parcel of land under one ownership from an adjoining lot or plot of land or parcel of land under another ownership.

(104a) **PUBLIC BUILDING.** The term "public building" means and includes any structure, including exterior parts of such building, such as a porch, exterior platform or steps providing means of ingress or egress, used in whole or in part as a place of resort, assemblage, lodging, trade, traffic, occupancy, or use by the public or by 3 or more tenants.

(105) **PUBLIC THOROUGHFARE.** Any legally established street or alley as defined herein.

(105a) **REMODELING.** To remodel or alter, or both, means to change any building or structure which affects the structural strength, fire hazard, internal circulation, or exits of the existing building or structure. This definition does not apply to maintenance, reroofing, or alterations to the heating and ventilating or electrical systems.

(106) **REQUIRED.** A term for mandatory use under the provisions of this code.

(106a) **REQUIRED EXIT CORRIDOR.** See "Corridor (Required Exit)."

(107) **RESTRAINED SUPPORT.** A flexural member where the supports or the adjacent construction, or both, provides complete or partial restraint against rotation of the ends of the member or partial restraint against horizontal displacement, or both, when subject to a gravity load or temperature change, or both.

(108) **RETAINING WALL.** See "Wall (retaining)."

(109) **RETURN (OR EXHAUST OPENING).** Any opening, the sole purpose of which is to remove air from any space being heated, ventilated or air conditioned.

(110) **ROADWAY.** That portion of a public thoroughfare devoted to vehicular traffic, or that part included between curbs.

(111) **ROOF.** The structural cover of a building with a slope range bearing from horizontal to a maximum of 60 D to the horizontal.

(112) **ROOF COVERING.** Refers to the covering applied over the roof construction for the purpose of weather or fire resistance.

(113) **ROOF COVERINGS (FIRE-RETARDANT)**. See "Fire-Retardant Roof Coverings."

(114) **ROOM**. A space within a building completely enclosed with walls, partitions, floor and ceiling, except for openings for light, ventilation, ingress and egress.

(114a) "Row houses" means a place of abode not more than 3 stories in height, arranged to accommodate 3 or more attached row living units in which each living unit is separated from the adjoining unit by a vertical occupancy separation of not less than one-hour fire-resistive construction, extending from the basement or lowest floor to the under side of the roof deck.

(114b) **RURAL SCHOOL BUILDING**. A rural school building is a building used solely for instructional purposes, is located outside of the corporate limits of a city or village, is not more than one story in height and contains not more than 2 classrooms.

(115) **SETBACK**. * Refers to the open space between the property line or public thoroughfare and the nearest part of the building. Unenclosed terraces, slabs, or stoops without roofs or walls may project into this open space or setback.

(116) **SHAFT**. A vertical opening in a building extending through one or more stories and/or roof, other than an inner court.

(117) **SHALL**. A term for mandatory use under the provisions of this code.

(118) **SIGNS**. A structure that is intended, designed, or used for advertising, display, identification, announcements, or related purposes; this includes signs, screens, billboards, and other advertising devices of any type.

(119) **SIMPLE SUPPORT**. A flexural member where the supports or the adjacent construction, or both, allows free rotation of the ends of the member and horizontal displacement when subject to a gravity load or a temperature change, or both.

(119a) "Sleeping area" means the area of residential buildings in which bedrooms or sleeping rooms are located. Bedrooms or sleeping rooms separated by other use areas such as kitchens or living rooms, but not bathrooms, are considered as separate sleeping areas. Each individual room or suite of rooms in hotels, motels, dormitories or congregate living facilities is considered a separate sleeping area.

(119b) "Smoke detector" means a device which detects particles or products of combustion other than heat.

(119c) "Solid-fuel equipment" means equipment burning solid rather than gas or liquid fuel.

Note: Typical solid fuels are coal and wood.

(120) "Space heater" means a vented, self-contained free-standing or wall recessed heating appliance.

*See Appendix A for further explanatory material.

(120a) **STEP.** Step is a unit consisting of one riser of not more than 7½ inches and one tread of not less than 9½ inches, alone or in a series.

(121) **STORIES, NUMBER OF.*** The number of stories of a multistory building includes all stories except the basement, ground floor, attic or interior balcony and mezzanine floor. (Also see Ind 51.02 (14).)

(122) **STORY.** The space in a building between the surfaces of any floor and the floor next above or below, or roof next above, or any space not defined as basement, ground floor, mezzanine, balcony, penthouse or attic. (Also see "Stories, Number of.")

(124) **"Street"** means any legally established public thoroughfare or all-weather hard surface area 30 feet or more in width whether designated or not by name or number such as avenue, boulevard, circle, court, drive, lane, place, road or way. Streets must extend at least 50% of the length of the side of the building and must be accessible to fire fighting equipment.

(125) **STRUCTURE.** A structure is an assembly of materials forming a construction for occupancy or use meeting the definition of place of employment or public building.

Note: Structures include, among others, buildings, stadiums, tents, reviewing stands, observation towers, radio and television towers, water tanks, piers, wharves, shelters, canopies, and display signs.

(126) **SUPPORT (RESTRAINED).** See "Restrained Support."

(127) **SUPPORT (SIMPLE).** See "Simple Support."

(128) **TEMPERED AIR.** Air transferred from heated area of building.

(129) **TEMPERED OUTSIDE AIR.** Outside air heated before distribution.

(130) **TERRACE.** An unenclosed exterior structure at or near grade having a paved, floored, or planted platform area adjacent to an entrance or to the exterior walls for a building or structure and having no roof.

(130a) **"Townhouse"** means an apartment building where each living unit is served by an individual exterior exit within 3 feet of the exit discharge grade.

(131) **TREATED WOOD (FIRE-RETARDANT).** See "Fire Retardant-Treated Wood."

(132) **UNIT HEATER (HIGH STATIC PRESSURE TYPE).** A direct-fired suspended or floor standing, self-contained, automatically controlled and vented, heating appliance having an integral means for circulation of air against 0.2 inch or greater static pressure.

(133) **UNIT HEATER (LOW STATIC TYPE).** A direct-fired suspended, self-contained automatically controlled, vented heating appliance, having integral means for circulation of air by means of a propellor fan or fans.

(134) **VENEERED WALL.** See "Wall (veneered)."

*See Appendix A for further explanatory material.

Register, June, 1983, No. 330
Building and heating, ventilating
and air conditioning code

(135) **VENTILATING SYSTEM (EXHAUST)**. Any combination of building construction, machinery, devices or equipment, designed and operated to remove harmful gases, dusts, fumes or vitiated air, from the breathing zone of employes and frequenters.

(136) **VENTILATION**. The process of supplying or removing air by natural or mechanical means, to or from any space.

(137) **VENTILATION (GRAVITY EXHAUST)**. A process of removing air by natural means, the effectiveness depending on atmospheric condition, such as difference in relative density, difference in temperature or wind motion.

(138) **VENTILATION (MECHANICAL)**. The process of supplying or removing air by power-driven fans or blowers.

(139) **VERTICAL EXIT**. A means of egress used for ascension or descension between 2 or more floors, or other levels, and shall include approved exterior stairways, automatic (moving) stairways, fire escapes, ramps, stairways, and smokeproof stair towers.

(139a) **VOLUME (TOTAL)**. The "total volume" (cube or cubage) of a building is the actual cubic space enclosed within the outer surfaces of the outside or enclosing walls and contained between the outer surfaces of the roof and the underside of the lowest floor. The volume of structures without enclosing walls (canopies, roofed shelters and similar structures) will be computed by projecting imaginary vertical planes as the enclosing walls at the outer surface of the exterior supports or columns. For cantilevered structures with interior supports, the imaginary vertical planes will be projected at the farthest roof projection or overhang.

Note: The definition of total volume requires the cube of dormers, penthouses, vaults, pits, enclosed porches and other enclosed appendages to be included as a part of the cube of the building. It does not include the cube of courts or light shafts, open at the top, or the cube of outside steps, cornices, parapets, or open porches or loggias.

(140) **WALL**. A structural element which is vertical or within 30° of vertical, serving to enclose space, form a division, or support superimposed weight.

(141) **WALL (BEARING)**. Any wall which supports a load in addition to its own weight.

(142) **WALL (CAVITY)**. A wall built of masonry units or of plain concrete, or a combination of these materials, so arranged to provide an air space within the wall, and in which the facing and backing (inner and outer parts) of the wall are tied together with metal ties.

(143) **WALL (CURTAIN)**. An exterior nonbearing wall.

(144) **WALL (DIVISION)**.* (a) *Building division*. A wall used for separation between 2 buildings on the same property identical in construction to a party wall.

(b) *Fire division*. A wall extending from the lowest floor level to or through the roof to restrict the spread of fire.

*See Appendix A for further explanatory material.

(145) **WALL (EXTERIOR)**. Any outer enclosing wall of a building or structure.

(146) **WALL (FRAMING)**. Wall framing shall include columns, studs, beams, girders, lintels and girts.

(147) **WALL (HOLLOW BONDED)**. Wall built of masonry units with or without any air space within the wall, and in which the facing and backing of the wall are bonded together with masonry units.

(148) **WALL (NONBEARING EXTERIOR)**. Wall which supports no vertical load other than its own weight.

(148a) **WALL (NONBEARING INTERIOR)**. See "Partition."

(149) **WALL (PANEL)**. An exterior nonbearing wall in skeleton construction.

(150) **WALL (PARAPET)**. That part of a wall entirely above the roof line.

(151) **WALL (PARTY)**. * Walls used for separation between 2 buildings on the property line between adjoining properties.

(152) **WALL (RETAINING)**. Wall used to resist laterally imposed pressures.

(153) **WALL (VENEERED)**. Wall having facing which is attached to the backing but not so bonded as to exert common action under load.

(153a) **WAREHOUSE**. A warehouse is a place adapted to the reception and storage of goods and merchandise.

(154) **YARD (FRONT)**. An open, unoccupied space unobstructed to the sky, extending across the full width of a lot, or plot of land between the street line and the base of a front building wall. Unenclosed terraces, slabs or stoops without roofs or walls may project into this open space.

History: Cr. Register, June, 1972, No. 198, eff. 1-1-73; renum. (1) to be (1a), r. and recr. (10), (54), (67) and (121), cr. (1), (5a), (22a), (56a), (57a), (67a), (76a), (106a) and (148a), Register, September, 1973, No. 213, eff. 10-1-73; cr. (102a), (104a) and (105a), Register, December, 1974, No. 228, eff. 1-1-75; cr. (7a), (41a), (139a) and (153a) and am. (125), Register, December, 1976, No. 252, eff. 1-1-77; cr. (42a), (42b), (42c), (42d), and (120a), am. (139a), Register, December, 1977, No. 264, eff. 1-1-78; am. (23) to (26), (97) and (139a), r. (86) (c), Register, December, 1978, No. 276, eff. 1-1-79; cr. (16a), (71a), (79a) and (114a), Register, May, 1980, No. 293, eff. 6-1-80; am. (1) and (124), r. (123), r. and recr. (120), renum. (102a) to be (102b), renum. (114a) to be (114b), cr. (19a), (36a), (36b), (36c), (37a), (38a), (38b), (71b), (75a), (80a), (82a), (102a), (114a), (119a), (119b), (119c) and (130a), Register, December, 1981, No. 312, eff. 1-1-82; renum. (71a) to be (71c), cr., (68a), (71a), (86a) and (93a), Register, February, 1982, No. 314, eff. 3-1-82; r. and recr. (7a), renum. (19a) to be (19b), cr. (7b) and (19a), Register, June, 1983, No. 330, eff. 7-1-83.

Standards for Classes of Construction

Ind 51.015 Scope. This section covers minimum standards for common types of building designs currently being constructed. This section does not specifically include classification for uncommon building designs such as shells, domes, space frames, inflatable and similar types of

*See Appendix A for further explanatory material.

designs. The standards contained herein shall be used as a guide for such uncommon building designs to achieve the degree of safety intended by these standards.

History: Cr. Register, June, 1972, No. 198, eff. 1-1-73; renum. Register, September, 1973, No. 213, eff. 10-1-73.

Ind 51.02 General requirements. (1) FIRE-RESISTIVE RATINGS. The fire-resistive ratings shown in "Classes of Construction" Table 51.03-A are to satisfy the structural integrity end point for the time specified. For heat transmission end point requirements see s. Ind 51.042 (5).

(2) **SUBSTITUTE.** Substitution of a building element fire-resistive rating will be permitted in any class of construction providing it is equal to or better than the required fire-resistive rating as specified in Table 51.03-A.

(a) Construction requiring the use of noncombustible material shall not be replaced by combustible construction regardless of fire-resistive rating unless mentioned specifically under classes of construction standards.

(b) Noncombustible construction may be substituted for combustible construction provided the fire-resistive rating indicated in Table 51.03-A is equal to or better than that noted for combustible construction.

Note: See Ind 64.41 (1) for requirements pertaining to combustible ceiling materials used in conjunction with air-handling plenums.

(c) Fire-retardant treated wood exposed to high humidity or accelerated weathering shall be pressure impregnated and so identified. Subsequent to treatment, lumber 2 inches or less in thickness shall be dried to a moisture content of 19% or less, and plywood to a moisture content of 15% or less.

Note: The department will accept fire-retardant treated lumber and plywood which meet the standards of the American Wood Preservers Association, "Fire-Retardant Treatment by Pressure Processes," and ASTM D 2898, "Standard Methods of Test for Durability of Fire-Retardant Treatment of Wood."

(3) **FLOOR FRAMING.** (a) All floor framing shall satisfy the requirements of Table 51.03-A, whether floor system is considered part of a story or not, unless more restrictive requirements are noted under the occupancy chapters of this code.

(4) **EXTERIOR WALL CONSTRUCTION.** (a) All exterior walls which are in contact with the soil shall be of masonry or concrete except that all-weather wood foundations are permitted if constructed in accordance with the provisions outlined in s. Ind 53.64.

(b) Exposed exterior walls between the first floor structural system and grade shall be of masonry or concrete except as follows:

1. Walls may be constructed of material other than masonry or concrete providing the following conditions are satisfied:

a. The construction shall meet the requirements of Table 51.03-A for specified class of construction.

b. Any portion of exposed wall above grade and below the first floor structural system, when other than masonry or concrete, shall be

Register, December, 1981, No. 312
Building and heating, ventilating
and air conditioning code

counted as a story, and is also considered when determining height of wall.

Note: Buildings utilizing wood foundations in accordance with the provisions outlined in Ind 53.64 will be limited to 2 levels (one-story and basement, one-story and ground floor, or 2-story with wood frost wall).

(5) **INTERIOR WALL CONSTRUCTION.** (a) Openings in partitions and interior bearing walls shall be protected if such walls serve as required building division, fire division or fire separation walls.

1. Openings shall be protected by approved fire door or fire window assemblies as specified in ss. Ind 51.047 and 51.048, or fire damper or fire curtain door assemblies as specified in s. Ind 64.42.

Note: Openings in walls other than those specified above need not be protected except to satisfy structural integrity end point for the time specified.

(6) **ROOF COVERINGS, SKYLIGHTS AND SKYDOMES.** (a) There shall be no restriction in use of glass or other noncombustible material when satisfying minimum requirements for roof coverings.

(b) Where combustible plastic is used in roof openings, the following limitations shall apply:

1. Polycarbonate material shall not exceed 30% of the roof area. All other plastic material shall not exceed 20% of the roof area.

2. No skylight, individual dome or group of domes constructed of polycarbonate material shall exceed 300 square feet. No skylight, individual dome or group of domes of other plastic material shall exceed 100 square feet.

3. Skylights, domes or groups of domes shall be separated from each other by at least 8 feet laterally and 10 feet along the slope of the roof.

(7) **BUILDING LOCATIONS.** (a) When the distance between buildings located on the same property is less than 10 feet, the following shall apply:

1. Where the combined gross area for these buildings is less than that allowable for one building the exterior wall shall satisfy minimum requirements listed for class of construction in Table 51.03-A.

a. Buildings classified as wood frame under s. Ind 51.03 (7) or (8) shall have exterior walls with a fire-resistive rating of not less than that required for these buildings when satisfying the 10 feet to 30 feet distance to property line shown in Table 51.03-A.

2. Where the combined gross area for these buildings is greater than that allowable for one building, one of the opposing walls shall be not less than a 4-hour fire-resistive rated fire division wall or building division wall, whichever applies. Where buildings are of different classes of construction, the lesser allowable gross area shall apply.

(8) **INTERIOR BALCONY OR MEZZANINE.** Interior balconies or mezzanine floors shall have fire-resistive ratings as required for the story in which it is located.

(9) **IMBEDDED MATERIAL.** No pipes, wires, cables, ducts or other service equipment shall be imbedded lengthwise in the required fire-resistive protection of any structural member except as allowed in approved fire rated assemblies.

(10) **EXPOSED EXTERIOR STRUCTURAL COLUMNS AND FRAMING.** The required fire-resistive hourly rating may be omitted on noncombustible columns and framing when the building does not exceed 2 stories and the fire separation to the center of a street, or to the property line or buildings on the same property, is greater than 30 feet.

(11) **PROTECTION OF VERTICAL OPENINGS.** (a) Except as specified in ss. Ind 54.08 and 57.08 and in par. (b), stairways, elevator shafts and other vertical openings, which serve 2 or more floor levels, shall be enclosed with fire-resistive rated construction equal to or better than the hourly ratings specified in Table 51.03-A. Stairways serving as required means of egress shall comply with the requirements specified in s. Ind 51.18.

(b) *Exceptions.* Vertical openings need not be enclosed under the following conditions:

1. Serving and contained within individual living units;
2. Serving raised or depressed areas, open mezzanines or open balconies contained within a single story;
3. Serving 2 floor levels and the opening is not a required means of egress provided the opening is separated from any corridor or stairway serving other floors by fire-resistive rated construction having at least the hourly rating specified for fire-rated enclosures as specified in line 20 of Table 51.03-A; or
4. As permitted by chs. Ind 54 through 62.

(c) Openings in required exit enclosures shall be limited to exit doors serving public passageways and corridors or serving floors occupied by a single tenant.

(12) **PARAPET WALLS.** (a) Parapet walls shall be provided on exterior walls closer than 10 feet to a property line or to other buildings on the same property except as exempted under subd. 4. Parapet walls shall satisfy the following requirements:

1. Parapets shall not be less than 2 feet in height;
2. The minimum thickness of masonry parapets shall be 8 inches;
3. Parapets shall have fire-resistive ratings as specified for exterior walls in Table 51.03-A; and
4. Parapets are not required on exterior walls which front streets and alleys or where exterior walls connect with roofs of noncombustible construction.

(b) All parapet walls shall be properly coped with noncombustible weatherproof material.

(13) **FIRE DIVISION WALLS.** (a) Fire division walls shall have not less than a 4-hour fire-resistive rating as specified in s. Ind 51.04 and shall comply with one of the following conditions:

1. The wall shall extend 3 feet above the roof;
2. The wall shall connect and make tight contact with roof decks of at least 2-hour fire-resistive noncombustible construction on both sides of the wall; or
3. The wall shall connect and make tight contact with roofs of noncombustible construction on both sides of the walls, and the roofs shall be noncontinuous at the wall.

Note: Built-up roofs, including those having class A rating, are considered combustible and do not meet the requirements of this section.

(b) Structural members shall not continue through or over the fire wall.

(14) **DETERMINATION OF NUMBER OF STORIES.** * For purposes of establishing the maximum allowable stories in the various classes of construction stated in s. Ind 51.03, the number of stories shall be determined on the following basis:

(a) The first floor shall be determined first and this level shall satisfy the following conditions:

1. Is the lowest floor having one or more required exits for that floor and for any floor above or below; and

a. If condition stated in subd. 1. is not satisfied, the highest floor level shall be considered the first floor.

2. The elevation of the first floor and the sills of all required exit discharges from the first floor shall be at or not more than 3 feet above an exit discharge grade.

(b) An interior balcony or mezzanine floor which exceeds 25,000 square feet or one third ($\frac{1}{3}$), whichever is least, of the net area enclosed within exterior walls and/or fire division walls shall be counted as a story.

(c) Penthouse with a total area that exceeds 50% of the total roof area shall be counted as a story.

(d) Construction according to sub. (4) (b) 1. b. shall also be counted as a story.

(e) Total number of stories shall include the first floor plus all stories above and those stories determined by sub. (14) (b), (c) and (d).

1. Floor levels satisfying the definition of basement, ground floor, attic, interior balcony and mezzanine floor, unless otherwise stated, shall not be counted as a story.

(15) **DECORATIVE COMBUSTIBLE MATERIALS.** Decorative combustible materials may be applied to all required noncombustible exterior sur-

*See Appendix A for further explanatory material.

faces of "0" hourly rated construction or better, up to a limit of 10% of the surface area within any 100 lineal feet of the building.

(a) *Exception.* Fire-retardant treated wood may be applied to all required noncombustible exterior surfaces of "0" hourly rated construction without limit.

(18) ACCESS TO ATTIC AND ROOF. (a) *Attic.* Every attic compartment shall be provided with access from the floor level immediately below it. The access opening shall be at least 20 by 30 inches and shall be located above the stair landing or in an accessible location.

Note: A single access point to the attic from the floor level immediately below will be acceptable if all the attic compartments are interconnected with access openings of at least 20 by 30 inches.

(b) *Roof.* All buildings more than 2 stories, or 25 feet in height, where the slope of the roof is less than 3 in 12, shall be provided with a means of access to the main roof from the floor level immediately below. The roof opening shall be at least 20 by 30 inches and shall be provided with a permanent ladder or stairway.

1. *Exception.* Roof access shall not be required in the sloped ceiling (cathedral ceiling) portions of buildings.

(19) ATTIC COMPARTMENTALIZATION. Except as provided in par. (b), attics of combustible construction shall be divided into areas not greater than 3,200 square feet by firestopping as specified in s. Ind 53.63 (1) (d).

1. Compartmentalization shall extend into the eave and soffit areas to provide a complete separation between compartments.

2. Panels for access openings in compartment walls shall be equipped with self-closing devices and shall normally be kept closed.

(b) Attic compartmentalization need not be provided in buildings completely protected, including the attic space, by an automatic fire sprinkler system.

(20) CLASS OF CONSTRUCTION SEPARATION. Portions of buildings of different classes of construction, as specified in s. Ind 51.03, shall be separated by fire division walls as specified in s. Ind 51.02 (13) or the building classification will be reduced to the lowest class of construction utilized.

History: Cr. Register, June, 1972, No. 198, eff. 1-1-73; r. (9) and (10), renum. (3) to be (4), (4), (5), (6), (7), (8) to be (6), (7), (8), (9), (10), am. (2) (a) cr. (3), (5), (11), (12), (13) and (14), Register, September, 1973, No. 213, eff. 10-1-73; am. (14) (d), Register, February, 1974, No. 218, eff. 3-1-74; r. and recr. (12) (a); am. (13) (c), Register, May, 1974, No. 221, eff. 6-1-74; cr. (11) (c) and (15), Register, July, 1974, No. 223, eff. 8-1-74; cr. (16) and (17), Register, December, 1974, No. 228, eff. 1-1-75; am. (5) (a) 1 and (14) (e) 1, cr. (18), Register, December, 1975, No. 240, eff. 1-1-76; am. (16) (b), Register, July, 1976, No. 247, eff. 8-1-76; cr. (2) (c), Register, December, 1976, No. 252, eff. 1-1-77; am. (15) and cr. (19), Register, December, 1977, No. 264, eff. 1-1-78; r. (16) and (17), Register, May, 1978, No. 269, eff. 7-1-78; am. (4) (a), (18) and (19), cr. (15) (a) and (20), Register, December, 1978, No. 276, eff. 1-1-79; am. (11) (a) and (c) (intro.), (13) and (19), r. and recr. (6) (b), Register, January, 1980, No. 289, eff. 2-1-80; r. and recr. (11), am. (14) (a) 2., r. (14) (a) 3., Register, December, 1981, No. 312, eff. 1-1-82; reprinted to correct error in (14) (a) 2., Register, February, 1982, No. 314; am. (11) (a) and (19), Register, October, 1982, No. 322, eff. 11-1-82.

Register, October, 1982, No. 322
Building and heating, ventilating
and air conditioning code

Ind 51.03 Classes of construction standards. (1) FIRE RESISTIVE TYPE A (NO. 1). (a) A building is of fire-resistive construction if all the walls, partitions, piers, columns, floors, ceilings, roof and stairs are built of noncombustible material, with a fire-resistive rating as specified in Table 51.03-A.

1. Concealed draft openings in columns, walls and partitions shall be firestopped with noncombustible material at each floor level.

(b) All buildings of this classification shall not be restricted in height.

(c) Stairs and stair platforms shall be constructed of noncombustible material.

(d) Doors and windows may be of wood except as otherwise specified in s. Ind 51.02 (5), Table 51.03-B, ss. Ind 51.17, 51.18, 51.19 and 51.20, or in the occupancy chapters of this code.

1. Doors leading into main public corridors other than rated exit corridors shall be noncombustible or 20-minute fire door assemblies, as specified in s. Ind 51.047 or equivalent, unless otherwise specified above.

Note: Public corridors are intended to include principal corridors serving a floor and leading directly to building exits, but do not include communicating passageways within a given use area.

(e) Bays, oriels, and similar exterior projections from the walls shall be constructed of material with fire-resistive ratings as required for exterior walls.

(f) Mansards shall be constructed of noncombustible material or fire-retardant treated wood.

CLASSES OF CONSTRUCTION TABLE 51.03-A FIRE RESISTIVE

BUILDING ELEMENT	MODIFYING CONDITIONS			FIRE RESISTIVE TYPE A	FIRE RESISTIVE TYPE B	METAL FRAME PROTECTED	HEAVY TIMBER
	NUMBER OF STORIES	BLDG SETBACK DIS. TO P/L OR TO OTHER BLDG. ON SAME PROP.	BEARING OR NONBEARING				
		SEE NOTES f g		NO. 1	NO. 2	NO. 3	NO. 4
1. INTERIOR SUPPORTS (COLUMNS, PIERS, FRAME LEGS, POSTS)	Over 8 stories or more than 85 ft. in height			NC-4	NP	NP	NP
2.	8 stories or 85 ft. in height or less			NC-3	NC-2	See s. Ind 51.03 (3) NC-1	See s. Ind 51.03 (4) H.T. or 1
3. FLOOR FRAMING (BEAMS, GIRDERS, JOISTS, SLABS, DECK)	More than 2 stories			NC-3	NC-2	See s. Ind 51.03 (3) NC-1	See s. Ind 51.03 (4) H.T. or 1
4.	2 stories or less			NC-2	NC-1	NC-1	See s. Ind 51.03 (4) H.T. or 1 1 Story-HT or 0
5. ROOF FRAMING (TRUSSES, BEAMS, GIRDERS, JOISTS, FRAME RAFTERS, PURLINS, DECK)	Over 8 stories or more than 85 ft. in height			NC-2	NP	NP	NP
6.	3 to 8 stories or 85 ft. in height or less			NC-2	NC-1-1/2	See s. Ind 51.03 (3) NC-1	See s. Ind 51.03 (4) H.T. or 1
7.	2 stories, or under 35 ft. in height			NC-1	NC-1	NC-1	See s. Ind 51.03 (4) H.T. or 1
8.	1 story - roof framing more than 20 ft. above fl.			NC-0	See s. Ind 51.03 (2) NC-0	NC-0	See s. Ind 51.03 (4) H.T. or 1
9.	1 story - roof framing 20 ft. or less above fl.			NC-1	NC-1	NC-1	See s. Ind 51.03 (4) H.T. or 1
10. ROOF COVERING				CLASS A	CLASS A	CLASS A	CLASS B
11. EXTERIOR WALLS & COURT WALLS		Less than 10 ft.	Bearing	NC-4	NC-3	NC-2	NC-2
12.	3 stories	10 ft. to 30 ft. inclusive	Bearing	NC-3	NC-2	NC-3/4	1
	2 stories or less						
13. (NOT INCLUDING INTERIOR FURRING ATTACHED TO INSIDE SURFACE OF WALL)		Over 30 ft.	Bearing	NC-2	NC-1	NC-0	1
14.		Less than 10 ft.	Nonbearing	NC-2	NC-2	NC-1	NC-1
15.	3 stories	10 ft. to 30 ft. inclusive	Nonbearing	NC-1	NC-1	NC-0	1
	2 stories or less						
16.		Over 30 ft.	Nonbearing	NC-0	NC-0	NC-0	3/4
17. INTERIOR WALLS BEARING				NC-3	NC-2	NC-1	1
18. PARTITIONS				NC-0	NC-0	NC-0	0
19. REQUIRED EXIT CORRIDOR ENCLCS.	Over 3 stories			NC-2	NC-2	NC-1	1
	3 stories or less					NC-2	2
20. FIRE ENCLOSURE (STAIRWAYS, ELEVATORS, VERTICAL SHAFTS)	Over 3 stories			NC-2	NC-2	NC-2	2
	3 stories or less			NC-2	NC-2	NC-1	1
21. PENTHOUSE WALLS				NC-0	NC-0	NC-0	0
22. PENTHOUSE ROOF				NC-0	NC-0	NC-0	0

KEY TO ABBREVIATIONS

KEY EXAMPLE TO READING CHART

NC - Noncombustible
 NP - Not Permitted
 H.T. - Heavy Timber
 P/L - Property Line

0 = 0 (No Hour Rating)
 1 = Combustible or Noncombustible 1 Hour Rating
 NC-0 = Noncombustible 0 Hour Rating

- a - See occupancy sections of the code for other basic requirements and more restrictive limitations.
- b - Roof covering same as for main building.
- c - Walls of solid wood 4 inches in thickness are acceptable as equal to one hour fire-resistive rating.
- d - Fire-resistive requirements also apply for those bracing members required for gravity loading.
- e - Refer to Table 51.03-B for allowable areas for windows and other openings in exterior walls.
- f - For exceptions refer to s. Ind 51.02.
- g - Setbacks and distances to P/L or other buildings on same property do not apply to P/L along streets.
- h - Approved fire-retardant treated wood will be accepted in lieu of 3/4-hour fire-resistive ratings.
- j - For openings in partitions and interior bearing walls, see s. Ind 51.02.
- k - Hourly ratings specified as for fire exposure from the inside of the building only.

DEPT. OF INDUSTRY, LABOR & HUMAN RELATIONS 39
 Definitions and standards Ind 51

RATINGS IN HOURS

TYPES OF CONSTRUCTION					
EXTERIOR MASONRY, PROT.	EXTERIOR MASONRY, UNPROT.	METAL FRAME UNPROTECTED	WOOD FRAME PROTECTED	WOOD FRAME UNPROTECTED	APPLICABLE NOTES
NO. 5A	NO. 5B	NO. 6	NO. 7	NO. 8	SEE S. IND 51.03 FOR CONSTRUCTION STANDARDS
NP	NP	NP	NP	NP	a d
See s. Ind 51.03 (5) 1	See s. Ind 51.03 (5) 0	See s. Ind 51.03 (6) NC-0	See s. Ind 51.03 (7) 1	See s. Ind 51.03 (8) 0	a d
See s. Ind 51.03 (5) 1	See s. Ind 51.03 (5) 0	See s. Ind 51.03 (6) NC-0	1	NP	a
1	0	See s. Ind 51.03 (6) NC-0	1	0	a
NP	NP	NP	NP	NP	a
See s. Ind 51.03 (5) 1	See s. Ind 51.03 (5) 0	See s. Ind 51.03 (6) NC-0	1	NP	a
See s. Ind 51.03 (5) 1	See s. Ind 51.03 (5) 0	NC-0	See s. Ind 51.03 (7) 1	0	a
0	0	0	0	0	a
1	0	0	See s. Ind 51.03 (7) 1	0	a
CLASS A	CLASS B	CLASS C	CLASS C	CLASS C	a
2	2	NC-2	See s. Ind 51.03(7)(e) NP	See s. Ind 51.03(8)(d) NP	a d e f k
2	1	NC-0	See s. Ind 51.03(7)(f) NP	NP	a c d e f k
2	1	NC-0	1	0	a c d e f k
2	1	NC-1	See s. Ind 51.03(7)(e) NP	See s. Ind 51.03(8)(d) NP	a d e f k
2	1	NC-0	See s. Ind 51.03(7)(f) NP	NP	a c d e f k
1	0	NC-0	1	0	a c d e f h k
1	1	NC-0	1	0	a j
0	0	0	1	0	a j
2	1	1	1	1	a
2	NP	NP	NP	NP	a F
1	1	1	1	1	a f
NC-0 or 3/4	NC-0 or 3/4	0	0	0	a h
0	0	0	0	0	a b

Register, December, 1981, No. 312
 Building and heating, ventilating
 and air conditioning code

TABLE 51.03-B

**MAXIMUM TOTAL ALLOWABLE AREA OF WINDOWS OR OTHER WALL OPENINGS
IN PERCENT OF TOTAL EXPOSED EXTERIOR WALL SURFACE**

Setback from Property Line, or Other Walls on Same Property ¹	Class of Construction				
	1. Fire-Resistive "A" 2. Fire-Resistive "B" 3. Metal Frame Protected 4. Heavy Timber 5. Exterior Masonry	6. Metal Frame Unprotected	7. Wood Frame Protected	8. Wood Frame Unprotected	
	Bearing Wall	Nonbearing Wall			
Less than 5'-----	No Openings	No Openings	No Openings	Not Permitted	Not Permitted
5' to less than 10'-----	20% ² Fire window reqd. ³	30% ² Fire window reqd. ³	30% ¹	Not Permitted	Not Permitted
10' to less than 30'-----	30% ¹	40% ²	40% ²	40% ²	40% ²
30' or over-----	No Limit	No Limit	No Limit	No Limit	No Limit

¹Does not apply to property lines along streets.

²Tabulated percentage of openings shall be applied to each 100 lineal feet of wall. This tabulation will not allow wing walls or high parapets, etc. to be used to increase exposed wall areas and thereby increase allowable total area of openings. Where openings are permitted, such openings protected with approved automatic-closing, 3-hour fire door or shutter assemblies—No Limit.

³Fire windows shall be as required for moderate fire exposure—see Ind 51.048.

History: Cr. Register, June, 1972, No. 198, eff. 1-1-73; am. table A, Register, September, 1973, No. 213, eff. 10-1-73; am. table B, Register, July, 1974, No. 223, eff. 8-1-74.

1. The wall construction behind mansard shall extend to underside of roof deck and shall have a fire-resistive rating of not less than that specified for exterior walls in Table 51.03-A.

(g) Penthouses and other roof structures shall have enclosing walls of noncombustible construction and roof framing and coverings shall be equal to that specified in Table 51.03-A. Wood cooling towers are permitted.

(h) Wood may be used for finished floors, trim and wall paneling if open spaces behind the material are completely firestopped with noncombustible material or fire-retardant treated wood, unless prohibited under the occupancy requirements of this code.

(i) Acoustical materials, other than plastics, may be used on ceilings and walls provided they have a flame spread rating of 25 or less and the open spaces between furring on walls are completely firestopped with noncombustible material or fire-retardant treated wood.

(j) In required fire-resistive floor and roof assemblies one electric outlet box, not exceeding 16 square inches in area, may be installed in such ceilings in each 90 square feet of ceiling area. Recessed electric fixtures shall have protection boxes built above the fixture, constructed of approved fire-resistant material of rating equal to that of the ceiling, to cover the opening in case fixture is displaced. Duct openings in ceilings shall be protected by fire dampers.

(2) FIRE-RESISTIVE TYPE B (NO. 2). (a) A building is of fire-resistive construction if all the walls, partitions, piers, columns, floors, ceilings, roof and stairs are built of noncombustible material, with a fire-resistive rating as specified in Table 51.03-A.

(b) All buildings of this classification shall not exceed a height of 85 feet, in which height there shall be not more than 8 stories.

(c) Roofs. Where roof framing is greater than 20 feet above the floor, or highest level of any balcony, roof decks may be:

1. Matched or splined wood roof decking of not less than 2 inches in nominal thickness;

2. Solid lumber not less than 3 inches in nominal thickness, set on edge securely fastened together;

3. Approved 1½ inch thick plywood with exterior glue, tongue and groove with all end joints staggered and butting on centers of beams spaced not over 4 feet apart; or

4. Other forms of roof decks, if of noncombustible material.

(d) Stairs and stair platforms shall be constructed of noncombustible material.

(e) Doors and windows may be of wood except as otherwise specified in s. Ind 51.02 (5), Table 51.03-B, ss. Ind 51.17, 51.18, 51.19 and 51.20, or in the occupancy chapters of this code.

1. Doors leading into main public corridors other than rated exit corridors shall be noncombustible or 20-minute fire door assemblies, as specified in s. Ind 51.047 or equivalent, unless otherwise specified above.

Note: Public corridors are intended to include principal corridors serving a floor and leading directly to building exits, but do not include communicating passageways within a given use area.

(f) Bays, oriels, and similar exterior projections from the walls shall be constructed of material with fire-resistive ratings as required for exterior walls.

(g) Mansards shall be constructed of noncombustible material or fire-retardant treated wood.

1. The wall construction behind mansard shall extend to underside of roof deck and shall have a fire-resistive rating of not less than that specified for exterior walls in Table 51.03-A.

(h) Penthouse and other roof structures shall have enclosing walls of noncombustible construction and roof framing and coverings shall be equal to that specified in Table 51.03-A. Wood cooling towers are permitted.

(i) Wood may be used for finished floors, trim and wall paneling if open spaces behind the material are completely firestopped with noncombustible materials or fire-retardant treated wood, unless prohibited under the occupancy requirements of this code.

(j) Acoustical materials, other than plastics, may be used on ceilings and walls provided they have a flame spread rate of 25 or less and the open spaces between furring on walls are completely firestopped with noncombustible material or fire-retardant treated wood.

(3) **METAL FRAME—PROTECTED (NO. 3).** (a) A building is of metal frame protected construction if the structural parts and enclosing walls are of metal, or metal in combination with other noncombustible materials, with time resistance ratings as set forth in Table 51.03-A.

(b) All buildings of this classification shall not exceed a height of 75 feet, in which height there shall be not more than 4 stories.

(c) Stairs and stair platforms shall be constructed of noncombustible material.

(d) Bays, oriels and similar exterior projections from the walls shall be constructed of material with fire-resistive ratings not less than that specified for exterior walls in Table 51.03-A.

(e) Mansards shall be constructed of noncombustible material or fire-retardant treated wood.

1. The wall construction behind mansard shall extend to underside of roof deck and shall have a fire-resistive rating of not less than that specified for exterior walls in Table 51.03-A.

(4) **HEAVY TIMBER (NO. 4).** (a) A building is of heavy timber construction if the structural frame consists of heavy timber or heavy timber in combination with metal, reinforced concrete or masonry, and all build-

ing elements are as set forth in Table 51.03-A unless otherwise exempted.

(b) All buildings of this classification shall not exceed a height of 75 feet, in which height there shall be not more than 4 stories.

(c) Columns. 1. Wood columns shall be not less than 8 inches, nominal, in any dimension when supporting floor loads and not less than 6 inches, nominal, in least dimension and not less than 8 inches, nominal, in other dimension when supporting roof loads only.

2. All wood columns in the structural frame shall be superimposed, end to end, one above the other, and joined by metal or wood connectors.

Note: See structural ch. Ind 53 for design requirements.

(d) Floor framing. 1. Beams and girders of wood shall be not less than 6 inches, nominal, in any dimension and not less than 45 square inches in actual cross-sectional area.

2. Wood arches which support floor loads shall be not less than 8 inches, nominal, in any dimension.

3. Framed timber trusses supporting floor loads shall have members of not less than 8 inches, nominal, in any dimension.

4. Floor framing and structural framing of material other than wood shall have a fire-resistive protection of not less than one hour.

(e) Roof framing. 1. Beams and girders of wood shall be not less than 6 inches, nominal, in any dimension and not less than 45 square inches in actual cross-sectional area.

2. Wood arches, timber trusses, purlins and rafters for roof construction shall have members not less than 4 inches, nominal, in width and not less than 6 inches, nominal, in depth. Spaced members may be composed of 2 or more pieces not less than 3 inches, nominal, in thickness when blocked solidly throughout their intervening spaces or when such spaces are tightly closed by a continuous wood cover plate of not less than 2 inches, nominal, in thickness, secured to the underside of the members. Splice plates shall be not less than 3 inches, nominal, in thickness.

(f) Floors. 1. Wood floor construction shall be tongued and grooved, or splined lumber not less than 3 inches nominal thickness, or of solid lumber placed on edge and securely fastened together to make a floor not less than 4 inches, nominal, in thickness. A top layer of flooring of one inch nominal thickness shall be placed over all such floor construction.

(g) Stair construction may be of wood in buildings not exceeding 3 stories in height. In 4-story buildings, all stairs, platforms and stair construction shall be constructed of noncombustible material.

(h) Roofs. Roof decks shall be:

1. Matched or splined wood roof decking of not less than 2 inches in nominal thickness;

2. Solid lumber not less than 3 inches in nominal thickness, set on edge securely fastened together;

3. Approved 1½ inch thick plywood with exterior glue, tongue and groove with all end joints staggered and butting on centers of beams spaced not over 4 feet apart; or

4. Other forms of roof decks, if of noncombustible material.

(5) * EXTERIOR MASONRY, PROTECTED AND UNPROTECTED (NOS. 5A AND 5B). (a) A building is of protected or unprotected exterior masonry construction if all exterior walls are constructed of masonry or reinforced concrete or of other materials in combination with a minimum 6 inch nominal masonry wall and all building elements are as set forth in Table 51.03-A unless otherwise exempted.

(b) All buildings of Type 5A classification shall not exceed a height of 50 feet, in which height there shall be not more than 4 stories and all buildings of Type 5B classification shall not exceed a height of 40 feet, in which height there shall be not more than 3 stories.

(c) The interior structural framing shall be metal, reinforced concrete, masonry or wood. Fire protection of metal or wood structural members shall be as specified in Table 51.03-A.

(d) In walls where fire protection is required, the bottom of lower flange of steel lintels supporting load-bearing masonry shall be protected for openings exceeding 12-foot spans.

(e) Floors, roofs, partitions and stairs may be of wood but no joist, rafter, stud or stringer shall be less than 2 inches in nominal thickness.

(f) Bays, oriels and similar exterior projections from the walls shall be constructed of material with fire-resistive ratings as required for exterior walls.

(g) A mansard shall be constructed entirely of noncombustible material or fire-retardant treated wood if it is subject to one of the following conditions:

1. If the mansard is closer than 20 feet to the adjoining property line or other building on the same property; or

2. If the vertical projected area of the mansard exceeds 30% of the area of the wall surface to which it is attached.

(h) Light-transmitting panels of combustible materials may be used in exterior walls requiring NC-O hour rating up to a limit of 10% of the surface area within any 100 linear feet of the building. The bottom of the panels shall be at least 12 feet above grade. Such panels will be included in the decorative trim allowance permitted by s. Ind 51.02 (15).

(6) METAL FRAME—UNPROTECTED (NO. 6). (a) A building is of metal frame unprotected construction if the enclosing walls are of unprotected metal or unprotected metal in combination with other noncombustible materials and all building elements are as set forth in Table 51.03-A unless otherwise exempted.

* See Appendix A for further explanatory material.

1. Heavy timber may be used for interior columns and floor framing.
2. Interior mezzanines and balconies within the first story may be constructed of one-hour fire-resistive construction.

3. Light panels of combustible materials may be used in exterior walls requiring NC-0 hour rating up to a limit of 10% of the surface area within any 100 lineal feet of the building. The bottom of the panels shall be at least 12 feet above grade. Such panels will be included in the decorative trim allowance permitted by s. Ind 51.02 (15).

(b) A pole building is considered type No. 6, metal frame unprotected construction, provided the following conditions are satisfied:

1. The poles supporting the roof only shall be at least 6 inches by 8 inches nominal in dimension. Poles supporting floors shall be 8 inches by 8 inches nominal in dimension. Poles may be built up from individual 2-inch nominal lumber if the pieces are bolted or glued and nailed together;

2. The girts shall be of noncombustible, fire-retardant treated wood or heavy timber construction;

3. The enclosing wall skin shall be of noncombustible materials. A non-structural 2" x 6" nominal wood skirt is permitted if it is in contact with the ground or foundation;

4. The roof cover shall have a class B rating or better; and

5. All other requirements of this section and Table 51.03-A are satisfied.

(c) All buildings of this classification shall not exceed a height of 50 feet, in which height there shall be not more than 3 stories.

(d) Stairs and stair platforms may be of wood with stringers not less than 2 inches in nominal thickness.

(e) Bays, oriels and similar exterior projections from the walls shall be constructed of material with fire-resistive ratings not less than that specified for exterior walls in Table 51.03-A.

(7) WOOD FRAME—PROTECTED (NO. 7). (a) A building is of wood frame protected construction if the structural parts and enclosing walls are of protected wood, or protected wood in combination with other materials, with fire-resistive ratings at least equal to or better than those set forth in Table 51.03-A. Except as specified in s. Ind 51.03 (5) (a), if such enclosing walls are veneered, encased or faced with stone, brick, tile, concrete, plaster or metal, the building is also termed a wood frame protected building.

(b) All buildings of this classification shall not exceed a height of 40 feet, in which height there shall be not more than 3 stories.

(c) Floors, roofs, partitions and stairs may be of wood but no joist, rafter, stud or stringer shall be less than 2 inches in nominal thickness.

(d) The structural members supporting the finished ceiling in the topmost story shall be protected on the underside by fire-resistive

material acceptable in systems approved for one-hour fire-resistive ratings as covered in s. Ind 51.04.

(e) Buildings of wood frame protected construction may be located less than 10 feet from a property line provided any wall closer than 10 feet from a property line is a 4-hour fire division wall, without openings, as specified in s. Ind 51.02 (13).

(f) Buildings 3 stories in height of wood frame protected construction may be located between 10 feet and 30 feet from a property line or other building on the same property provided any wall within 10 feet to 30 feet from a property line or other building on the same property is a 4-hour fire division wall, without openings, as specified in s. Ind 51.02 (13).

(8) **WOOD FRAME—UNPROTECTED (NO. 8).** (a) A building is of wood frame unprotected construction if the structural parts and enclosing walls are of unprotected wood, or unprotected wood in combination with other materials as set forth in table 51.03-A. If such enclosing walls are veneered, encased or faced with stone, brick, tile, concrete, plaster or metal, the building is also termed a wood frame unprotected building.

(b) All buildings of this classification shall not exceed a height of 35 feet, in which height there shall be not more than 2 stories.

(c) Floors, roofs, partitions and stairs may be of wood but no joist, rafter, stud or stringer shall be less than 2 inches in nominal thickness.

(d) Buildings of wood frame unprotected construction may be located less than 10 feet from a property line provided any wall closer than 10 feet from a property line is a 4-hour fire division wall, without openings, as specified in s. Ind 51.02 (13).

History: Cr. Register, June, 1972, No. 198, eff. 1-1-73; am. (1) (d), renum. (1) (e) 1. to be (f), (1) (f) 1. a. to be (1) (f) 1., (1) (f) (g) (h) (i) to be (1) (g) (h) (i) (j), (2) (f) 1. to be (2) (g), (2) (g) 1. a. to be (2) (g) 1., (2) (g) (h) (i) to be (2) (h) (i) (j), (3) (d) 1. to be (e), (3) (e) 1. a. to (3) (e) 1., (7) (b) to be (c), (7) (c) to be (b), am. (2) (e), r. (4) (e) 3., r. and recr. (6) (a), cr. (7) (d), Register, September, 1973, No. 213, eff. 10-1-73; r. and recr. (6) (a), Register, May, 1974, No. 221, eff. 6-1-74; cr. (5) (a) 1. and 2.; am. (5) (f) and r. and recr. (5) (g), Register, July, 1974, No. 223, eff. 8-1-74; am. (1) (d) 1. and (2) (e) 1., Register, December, 1974, No. 228, eff. 1-1-75; cr. (6) (a) 3, Register, December, 1977, No. 264, eff. 1-1-78; renum. (6) (b) to (d) to be (6) (c) to (e), cr. (6) (b), (7) (e) and (8) (d), am. (1) (f) (intro.), (h), (i), (2) (g) (intro.), (i), (j), (3) (e) (intro.), (4) (a), (5) (a) (intro.) and (8) (a), Register, December, 1978, No. 276, eff. 1-1-79; am. (1) (d) 1., (2) (e) 1., (5) (g) (intro.) and (6) (a) 3., cr. (5) (a) 3., Register, January, 1980, No. 289, eff. 2-1-80; am. (5), (7) (a), (b) and (e), (8) (d), cr. (9) (f), Register, December, 1981, No. 312, eff. 1-1-82; am. (5) (a) and (7) (f), Register, October, 1982, No. 322, eff. 11-1-82.

Fire-Resistive Standards for Materials of Construction

Ind 51.04 Scope. This section shall include standards applicable to various types of fire-resistive construction. Requirements established herein are considered minimum safety standards and will not necessarily result in the most advantageous insurance rates.

History: Cr. Register, February, 1971, No. 182, eff. 7-1-71; r. eff. 8-1-71 and recr. eff. 1-1-72, Register, July, 1971, No. 187.

Ind 51.042 General requirements. (1) Construction details and quality of material used for these systems must be those used by the testing laboratory for the test, and/or those dictated by good construction practice.

Register, October, 1982, No. 322
Building and heating, ventilating
and air conditioning code

(2) (a) The minimum fire-resistive protection of a connection shall be equal to the maximum required for the members to which it is attached.

(3) For structural components with a fire-resistive rating obtained by test with restrained ends, the supporting structure shall be designed to provide for this restraint.

(4) (a) All products manufactured and tested according to ASTM standard methods prior to effective dates of standards specified in "Fire-Resistive Standards for Materials of Construction" shall be accepted unless the ASTM standard method used in the test is judged to be inadequate in comparison with the currently adopted standard method.

(5) The heat transmission requirements of ASTM E-119 (25b), with the exception of high hazard areas, penal and health care facilities and warehouses for combustible materials, may be reduced to one-half (½) of the hourly rating required by this code, but not less than one hour.

Note: For ASTM E-119 Standard adopted see Ind 51.25 (49).

Note: See s. A 52.015 of Appendix A for additional information pertaining to high hazard occupancies.

(a) The fire-resistive rating for structural integrity required by this code shall be maintained where the heat transmission criteria has been reduced.

(6) The use of fire-resistive protection implies consent by owner to maintain material in a serviceable condition. Where this protection is concealed, provisions shall be made for periodic visual inspection of the structural insulating material at each story.

(7) In one-hour fire-resistive rated construction, the ceiling may be omitted over unusable crawl space not more than 42 inches in height and the flooring may be omitted where unusable space occurs above.

History: Cr. Register, February, 1971, No. 182, eff. 7-1-71; r. eff. 8-1-71, and recr. eff. 1-1-72, Register, July, 1971, No. 187; cr. (7), Register, December, 1981, No. 312, eff. 1-1-82.

Ind 51.043 Approved rating methods. (1) Ratings of fire-resistive assemblies shall be determined by one of the following methods:

(a) Test by approved testing laboratories (see Ind 51.044).

(b) Typical examples as listed in this code in lieu of approved test (see Ind 51.045).

(c) Approved method of calculation in lieu of approved test (see Ind 51.046).

History: Cr. Register, February, 1971, No. 182, eff. 7-1-71; r. eff. 8-1-71, and recr. eff. 1-1-72, Register, July, 1971, No. 187.

Ind 51.044 Approved testing laboratories. Fire rating tests conducted by recognized testing laboratories in accordance with the ASTM standards specified in Table 51.044 shall be accepted.

TABLE 51.044

Name of Recognized Laboratories	ASTM Standard Tests						
	E-84	E-108	E-119	E-136	E-152	E-163	E-648
Forest Prod. Lab., Madison, WI*	—	—	X	—	X	—	—
Hardwood Plywood Mfgs. Assoc., Reston, VA	X	—	—	X	—	—	X
Nat'l. Bureau of St'd., Washington, DC	—	—	X	X	—	—	—
Ohio State Univ., Columbus, Ohio	—	—	X	X	X	X	—
Portland Cement Assoc., Skokie, IL	—	—	X	—	—	—	—
Southwest Research Inst., San Antonio, Texas	X	—	—	—	—	—	—
Underwriters' Lab., Inc., Chicago, IL	X	X	X	—	X	X	—
Underwriters' Lab., Inc., Scarborough, Ont., Canada	X	X	X	X	X	X	—
Univ. of Calif., Berkeley, California	—	X	X	—	—	X	—
U.S. Testing Co., Hoboken, NJ	—	X	X	—	—	X	—
Warnock Hersey Intl-Inc., Antioch, California	X	—	X	—	X	X	—

* Reference based on research and development data. Facility is not available for conducting routine rating tests.

Note #1: See ss. Ind 51.25 (47)-(50), (52)-(53) and (55) for test information and specific standards adopted.

Note #2: Other testing laboratories will be recognized as an approved agency if accepted in writing by the department.

History: Cr. Register, February, 1971, No. 182, eff. 7-1-71; r. eff. 8-1-71, and recr. eff. 1-1-72, Register, July, 1971, No. 187; am. Register, December, 1977, No. 264, eff. 1-1-78; am. table, Register, December, 1978, No. 276, eff. 1-1-79; r. and recr., Register, December, 1981, No. 312, eff. 1-1-82.



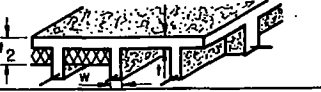



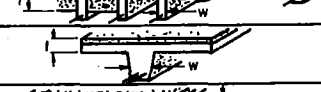
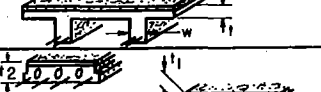

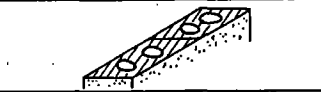
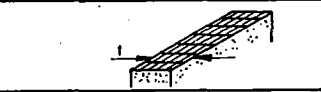

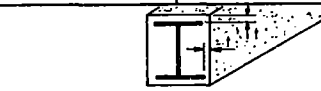
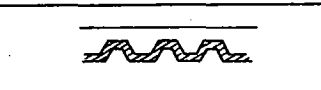


Ind 51.045 Typical examples of fire-resistive structural components. (1)
Basic design and construction for specified fire-resistive protection of structural components listed in table 2, including references (a) through (q), shall be acceptable.

Note: The following table is based on performance, interpretation of various test data or data from ASTM E-119 test (see table 2).

(a) Types of concrete. 1. Type I—normal weight concrete with limestone, calcareous gravel and air-cooled slag aggregate.

2. Type II—normal weight concrete with siliceous gravel, granite or quartz aggregate containing more than 40% quartz, chert or flint. Values given for type I apply except where values are tabulated for type II.

TYPICAL EXAMPLES OF FIRE RESISTIVE

TYPE OF CONSTRUCTION		R ₀ W NO.	STRUCTURAL COMPONENTS	SKETCHES
COMPONENTS WITHOUT APPLIED PROTECTION	CONCRETE CAST IN PLACE AND PRECAST	1.	COLUMNS	
		2.	GIRDERS AND BEAMS	
		3.	JOISTS & WAFFLES WITHOUT FILLERS OR PARTIAL FILLERS OF TYPE I OR II MASONRY OR CLAY TILE	
		4.	SLABS OR JOISTS & WAFFLES WITH TYPE I OR II MASONRY OR CLAY TILE FILLER	
		5.	WALLS AND PARTITIONS BR'G. & NON-BR'G.	
	CONCRETE PRECAST & CAST IN PLACE POSTTENSIONED OR PRETENSIONED SIMPLE SPAN	6.	GIRDERS AND BEAMS	
		7.	JOISTS AND WAFFLES	
		8.	SINGLE TEE	
		9.	MULTI-TEE UNITS	
		10.	SOLID & CORED SLABS	
MASONRY BEARING AND NON BEARING		11.	UNREINFORCED CONCRETE WALLS & PARTITIONS	
		12.	HOLLOW MASONRY WALLS & PARTITIONS...BLOCK TILE CORED BRICKS CAVITY WALLS	
	13.	SOLID MASONRY BRICK BLOCK...CLAY TILE WITH LESS THAN 25% VOIDS OR WITH THE CORES FILLED		
COMPONENTS WITH DIRECT APPLIED PROTECTION	STEEL	14.	COLUMNS	
		15.	GIRDERS...BEAMS...TRUSSES	
		16.	COLUMNS...BEAMS...GIRDERS...TRUSSES...JOISTS & STEEL FLOOR UNITS	

STRUCTURAL COMPONENTS, TABLE 2

INSULATING MATERIAL	DESCRIP - TION	MINIMUM REQUIREMENTS											
		4 HR.			3 HR.			2 HR.			1 HR.		
CONCRETE TYPE I II & III ⓐⓑ	REINF. COVER	I 2	II 2	III 2	I 2	II 2	III 2	I 1½	II 1½	III 1½	I 1½	II 1½	III 1½
	MIN. DIM. & AREA-SQ. IN.	12-144			10-120			8-64			6-48		
CONCRETE TYPE I II & III ⓐⓑⓓ	REINF. COVER	2	2	2	1½	1½	1½	1½	1½	1½	1	1	1
	WIDTH (w)	8	8	8	8	8	8	6	6	4	4	4	4
CONCRETE TYPE I II & III ⓐⓑⓒⓓⓔⓕⓖⓗⓓ	REINF. COVER	1	1	1	1	1	1	¾	¾	¾	¾	¾	¾
	WIDTH WEB (w)	6	6	6	5	5	5	4	4	4	4	4	4
	TH. TOP SLAB (t)	6¾	7	5½	5¾	6¼	4¾	4¾	5	3¾	3¼	3½	2¾
CONCRETE TYPE I II & III ⓐⓑⓒⓓⓔⓕⓖⓗⓓ	REINF. COVER	1	1	1	1	1	1	¾	¾	¾	¾	¾	¾
	TOP SLAB (t)	6¾	7	5½	5¾	6¼	4¾	4¾	5	3¾	3¼	3½	2¾
CONCRETE TYPE I II & III ⓐⓑⓔ	REINF. COVER	1	1	1	1	1	1	¾	¾	¾	¾	¾	¾
	THICKNESS (t)	6	6½	5	5	5½	4½	4	4½	4	3	3	3
CONCRETE TYPE I II & III ⓐⓑⓓ	AVE. COVER (w)	I & II 3½	III 3		I & II 3	III 2¾		I & II 2½	III 2		I & II 1¾	III 1¾	
		11	10		9½	8		7	6¼		4	4	
CONCRETE TYPE I II & III ⓐⓑⓒⓓⓔⓕⓖⓗⓓ	AVE. COVER	3½	3		3	2¾		2½	2		1¾	1¾	
	AVE. WEB TH. (w)	11	10		9½	8		7	6¼		4	4	
	SLAB TH. (t)	6¾	7	5½	5¾	6¼	4¾	4¾	5	3¾	3¼	3½	2¾
CONCRETE TYPE I II & III ⓐⓑⓒⓓⓔⓕⓖⓗⓓ	AVE. COVER	2¾	2¾	1¾	1¾	1¾	1¾	1¾	1¾	1¾	1¾	1¾	1¾
	AVE. WED TH. (w)	8	8	8	8	8	8	8	8	8	4	4	4
	TOP THICK'S (t)	6¾	7	5½	5¾	6¼	4¾	4¾	5	3¾	3¼	3½	2¾
CONCRETE TYPE I II & III ⓐⓑⓒⓓⓔⓕⓖⓗⓓ	AVE. COVER	BY TEST OR LISTING BY APPROVED TESTING LAB.						2	1¾	1¾	1½	1½	1½
	AVE. WEB TH. (w)	BY TEST OR LISTING BY APPROVED TESTING LAB.						4	4	4	2½	2½	2½
CONCRETE TYPE I II & III ⓐⓑⓒⓓⓔⓕⓖⓗⓓ	1, OR 1₂	6¾	7	5½	5¾	6¼	4¾	4¾	5	3¾	3¼	3½	2¾
	AVE. COVER	2½	2¼		2	1¾		1¾	1½		1	1	
CONCRETE TYPE I II & III ⓐⓓ	WALL TH. (t)	6	6½	5	5	5½	4½	4	4½	4	3	3	3
MASONRY TYPE I	EQUIV. THICK'S.	6.7			5.7			4.5			3.0		
MASONRY TYPE II ⓓⓔⓕⓖⓗⓓ	EQUIV. THICK'S.	5.7			4.8			3.8			2.6		
MASONRY TYPE I & II CLAY, SHALE, CONCRETE, SAND OR LIME ⓓ	WALL TH. (t)	10"			8"			6"			4"		
CONCRETE TYPE I II & III ⓐⓑ	THICKNESS OF (t)	I 2	II 2½	III 2	I 1½	II 2	III 2	I 1	II 1½	III 2	I 1	II 1	III 1
	SOLID MASONRY ⓓ	PROTECTION	3¾	3¾	4	3¾	3¾	4	2¼	2¼	4	2¼	2¼
CONCRETE TYPE I II & III ⓐⓑ	THICKNESS OF (t)	I 2	II 2½	III 2	I 1½	II 2	III 2	I 1	II 1½	III 2	I 1	II 1	III 1
	PROTECTION												
SPRAYED FIBER...CEMENTITIOUS MIXTURE... INTUMESCENT PAINTS		BY TESTS...OR LISTING BY APPROVED TESTING LAB.											

TYPE OF CONSTRUCTION	ROW NO.	STRUCTURAL COMPONENTS	SKETCHES	
COMPONENTS WITH SUSPENDED OR ATTACHED PROTECTION	CONC.	17. Concrete Joists or Waffle		
	STEEL FRAMING	18. Steel Columns		
		19. Steel Girders...Beams... Trusses...Joists, Columns Individually Protected		
		20. Steel Beams, Girders, Trusses & Joists...w/Ceiling Protection of Minimum 2-1/2" Th. Type I, II or III Concrete Slab a c d		
		21. Steel Stud Partition Nonbearing, Min. 2-1/2" Stud		
	COMBUSTIBLE CONSTRUCTION	22. Wood Joists Min. 2" x 10", Wood Floor Attached Ceiling q		
		23. Wood Joists Min. 2" x 10", Wood Floor Suspended Ceiling		
		24. Wood Stud Partition Min. 2" x 4" Stud		
	HEAVY TIMBER	HEAVY TYMBER SOLID OR LAMINATED	25. Columns	
			26. Girders & Beams	
			27. Arch & Truss for Roof Only	
			28. Floor & Roof Deck	

Register, December, 1981, No. 312
Building and heating, ventilating
and air conditioning code

COMPONENTS

STRUCTURAL COMPONENTS, TABLE 2 (CONT.)

INSULATING MATERIAL	DESCRIPTION	MINIMUM REQUIREMENTS			
		4 HR.	3 HR.	2 HR.	1 HR.
a c d Concrete Type I, II or III 3/4" cover	t _s Slab Thickness	3"	2"		
Vermiculite...gypsum...or perlite gypsum on metal lath	t _i Insulation Thickness	1"	3/4"		
Type I & II Masonry f 1-1/2" air space j	t Insulation Thickness	4" solid			
Sprayed Fibre...Cementitious Mixture...Lath & Plaster		By Tests . . . or Listing By Approved Testing Lab			
Sprayed Fibre...Cementitious Mixture...Lath & Plaster Acoustical Tile		By Tests . . . or Listing By Approved Testing Lab			
Gypsum...Perlite Plaster on Perforated Gyp. Lath	t _p Plaster t _i Lath			3/4"- 3/8"	1/2"- 3/8"
Gypsum Wall Board q	No. Layers Thick, Each			Two 5/8"	One 5/8"
Gypsum Wallbrd Below 2" x 10"s Max. 24" o/c	t _i Wallbrd Thickness				5/8"
1/2" Plywood or 1" x 6" T & G Sub-Flrg	t _f Flooring				5/8" Plywood or Nom. 1" x 3" T&G
Noncombustible Acoustical Tile Below 2" x 10"s 16" o/c	t _i Insulation				5/8"
5/8" Plywood or Nom. 1" x 4" T&G Sub-Flrg.	t _f Flooring				1/2" Plywd or Nom. 1"x6" T&G
Gypsum Wallboard q	No. Layers / Th. of Each			Two 5/8"	Two 3/8" or One 5/8"
Gypsum Perlite Plaster On 3/8" Gypsum Lath	t _p			1" plas. w/1" hex. mash	9/16" plaster
Gypsum & Sand Plaster on U.L. Listed Wire Lath	t _t				3/4" plaster
Gypsum & Vermiculite Plaster on Metal Lath	t _t				3/4" plaster

R CONSTRUCTION TABLE

Wood All Species	Floor...Width X Depth Min. Nom.				8" x 8"
	Roof...Width X Depth Min. Nom.				6" x 8"
Wood All Species	Min. Width X Depth (Nom.)				6" x 10"
Wood All Species	Min. Width X Depth Each Member				4" x 6"
Wood All Species	Roof				2" Nom. T&G or 3" Solid
	Floor				3" Nom. T&G 1" Nom. T&G or 4" Solid

3. Type III—lightweight aggregate with expanded slag, shale or clay aggregate. Includes sanded—lightweight concretes not over 115 lbs. per cu. ft. oven-dried density.

(b) Cover on reinforcing steel is for sides and bottoms. Where tensile reinforcing elements have different cover, the tabulated cover is the average of the minimum values of the individual elements. The cover of an individual element shall not be less than $\frac{1}{2}$ the tabulated value. Top cover to be a minimum of $\frac{3}{4}$ inch.

(c) For the heat transmission requirements of floor and roof construction, the thickness of the top slab may be reduced if noncombustible insulation is directly applied to either side of the slab and provided the U-factor is equaled or reduced.

(d) The thickness of top slab is in accordance with ASTM E-119 heat transmission requirements. For variations in thickness of top slab see s. Ind 51.042 (5).

Note: For ASTM E-119 standard adopted see Ind 51.25 (49).

(e) Longitudinal joints between individual precast floor or roof units, or individual wall units shall be installed as tested or shall be grouted solid for the thickness required by the fire-resistive rating. Noncombustible insulation may be substituted for the grout if the U-factor is equaled or reduced providing the integrity of insulation remains as installed. The topping used in floor or roof units may be included.

(f) Type I Hollow Masonry is a masonry with calcareous or siliceous aggregate having an oven-dried density exceeding 115 pounds per cubic foot. Type II Hollow Masonry is a masonry with expanded slag, clay, shale or pumice aggregate having an oven-dried density of 115 pounds or less per cubic foot.

(g) Equivalent thickness = $\frac{\text{Total volume minus volume of voids}}{\text{length times height}}$

(h) t_r -equivalent thickness = $\frac{\text{Total conc. area minus area of void}}{\text{width}}$

(i) Clay, shale, concrete or sand lime—with less than 25% voids or with all spaces filled.

(j) $1\frac{1}{2}$ inch space between column and masonry unit—no fill required.

(k) For restrained conditions, thickness of fire protection may be reduced if substantiated by test data or calculation method.

(l) Elements with this minimum size are recognized for heavy timber construction, acceptable for certain buildings in lieu of one hour noncombustible construction.

(m) Where combustible members are framed into a wall, the wall shall be of such thickness or be so constructed that the fire barrier between the member and the opposite face of the wall, or between adjacent members set in from opposite sides will be 93% of the equivalent thickness shown in table 2.

(n) Cover thickness on reinforcing steel as indicated is based on continuity of system. For simple span conditions increase cover thickness by 50%.

(p) Wire mesh reinforced and with a minimum area of 0.015 inches square per foot of length or equivalent.

(q) 5/8 gypsum wallboard shall be type "X" or "C".

History: Cr. Register, February, 1971, No. 182, eff. 7-1-71; r. eff. 8-1-71, and recr. eff. 1-1-72, Register, July, 1971, No. 187; am. (1) (f), Register, March, 1972, No. 195, eff. 4-1-72; am. (1) (intro.) and (q), Register, December, 1981, No. 312, eff. 1-1-82.

Ind 51.046 Calculation method. (1) The rational design of structural members for fire resistance shall be submitted to the department and shall be based on the type of span (simple or restrained), the magnitude of longitudinal restraint, accepted structural engineering principles and methods.

(a) Appropriate research data and design criteria to substantiate the method, interpreting between known information, shall accompany the above material and shall include:

1. Time—temperature relationship ASTM E-119.
2. The temperature—strength characteristics of the structural components.
3. The time—temperature characteristics of the insulating material, at temperature range designated by ASTM E-119.
4. The expansion characteristics of the materials comprising the member, at the temperature range designated by ASTM E-119.

Note: For ASTM E-119 standard adopted see Ind 51.25 (49). 2. The department will accept published research data from Portland Cement Association, American Iron & Steel Institute, and American Institute of Steel Construction, Inc.

5. The safety factor of not less than 1.0 shall be maintained at the end of the time requirement for the full design live and dead load.

History: Cr. Register, February, 1971, No. 182, eff. 7-1-71; r. eff. 8-1-71, and recr. eff. 1-1-72, Register, July, 1971, No. 187.

FP Ind 51.047 Fire-rated door assemblies in fire-rated construction.

(1) FIRE-RATED DOOR ASSEMBLIES. Door openings, where permitted in fire-rated walls, shall be protected with fire-rated door assemblies as specified in Table 51.047. Fire-rated door assemblies shall be tested in accordance with ASTM E-152.

Register, December, 1981, No. 312
Building and heating, ventilating
and air conditioning code

TABLE 51.047

Fire-resistive Rating of Wall (in hours)	Minimum Fire-resistive Rating of Required Fire Door Assembly (in hours)
4-hour	3-hour
3-hour	3-hour
2-hour	1½-hour
1-hour	¾-hour
¾-hour	¾-hour
see occupancy chs. Ind 54-62	½-hour (20 min.)

(a) *Exception.* Doors leading to fire escapes, except doors leading to Class A fire escapes in apartments and row houses, shall be at least ¾-hour fire-rated door assemblies.

(b) Where the occupancy chapters of this code permit, 20-minute fire-rated door assemblies, or equivalent, may be provided, without a closing device.

(2) LABELS. Fire-rated door assemblies shall be labeled with a permanent label, securely attached and located to permit visual inspection after installation. The label shall identify the time rating, testing laboratory, listing agency and manufacturer.

(a) Labeled fire-door assemblies shall not be modified without written acceptance from the testing laboratory.

(3) INSTALLATION OF FIRE-RATED DOORS. The fire-rated door assemblies shall be installed with frame, hinges, latches, closing devices and counterweights in accordance with methods and standards approved by the department. Adequate clearance shall be maintained to permit free operation of fire-rated doors.

Note #1: The department will accept recommended practices for installation covered in "Standard for Fire Doors and Windows," NFPA No. 80.

Note #2: See Ind 51.15 for exit door requirements.

(4) SECURING DOOR FRAMES. Methods of securing door frames to adjacent construction shall be illustrated on the plans submitted to the department for review.

(5) DOOR CLEARANCES. The maximum swinging-door clearances to frame shall be ½ inch on sides and top and ¾ inch at bottom between sill or floor.

(6) DOOR CLOSING DEVICES. All labeled fire-rated doors, where required, shall be equipped with an approved automatic or self-closing device as defined in s. Ind 51.01 (17). **FP**

(a) All doors serving smokeproof towers and interior enclosed stairways shall be equipped with a self-closing device or an automatic closing device actuated by products of combustion or smoke density.

Note: The department will accept detectors installed in accordance with the Standard on Automatic Fire Detectors, NFPA No. 72-E [Ind 51.27 (7a)].

Register, December, 1981, No. 312
 Building and heating, ventilating
 and air conditioning code

(b) The requirements of sub. (6) (a) shall also be retroactive to existing buildings.

(c) Doors provided with a self-closing device shall remain in a closed position.

Note: The intent of this rule is to accept normal usage of the door, but not permit doors with this closing device to be blocked open at any time.

(d) Where a pilot weight is used, it shall be suspended from a chain or wire cable, and shall be installed in a protective housing.

Note: For specific types of closing devices permitted, please refer to the sections dealing with classes of construction and/or the occupancy chapters.

History: Cr. Register, February, 1971, No. 182, eff. 7-1-71; r. eff. 8-1-71 and recr. eff. 1-1-72, Register, July, 1971, No. 187; am. (1) (intro.), r. and recr. (1) (a) 1., Register, September, 1973, No. 213, eff. 10-1-73; cr. (1) (a) 1. e., Register, December, 1974, No. 228, eff. 1-1-75; r. and recr., Register, December, 1975, No. 240, eff. 1-1-76; r. and recr. (6), Register, December, 1976, No. 252, eff. 1-1-77; cr. (2) (a), Register, January, 1980, No. 289, eff. 2-1-80; am. (1), Register, December, 1981, No. 312, eff. 1-1-82.

Ind 51.048 Fire window and glass block assemblies in fire-rated construction. (1) **WINDOW OPENINGS.** Window openings, where permitted in fire-rated walls, shall be protected with fire window or glass block assemblies rated as ¾-hour by an approved laboratory and tested in accordance with ASTM E-163 standard method [Ind 51.25 (53)].

(2) **SIZE.** (a) *Fire window assemblies.* The size of the wired glass and frame assembly shall not exceed the size tested. Windows combined in multiple assemblies shall be separated by approved nonbearing metal mullions.

Note: Fire windows have been classified for either moderate or light fire exposure. For moderate fire exposure, the individual glass size is limited to 720 square inches. (Size limitation either 48 inches maximum width or 54 inches maximum height.) For light fire exposure, the individual glass size is limited to 1,296 square inches. (Size limitations either 54 inches maximum width or 54 inches maximum height.) Please refer to sections for classes of construction and/or occupancy chapters for fire window classifications.

(b) *Glass block assemblies.* Openings for glass block assemblies shall not exceed 120 square feet in area. The width or height of the opening shall not exceed 12 feet.

Note: Openings for glass block assemblies are classified for light fire exposure.

(3) **MATERIALS AND INSTALLATION.** (a) *Frames.* Approved metal frames shall be securely fastened to the construction and be capable of resisting all wind stresses and other stresses to which they are likely to be subjected.

(b) *Wired glass.* The wired glass shall be labeled wired glass, ¼-inch thick, and shall be well bedded in approved glazing compound. All exposed joints between the metal shall be struck and pointed. The clearance between the edges of the glass and metal framing shall not exceed ⅛ inch.

(c) *Glass block.* Glass block assemblies shall be installed according to the details of the tested assembly.

Note: The department will accept recommended practices for installation covered in "Standard for Fire Doors and Windows," NFPA No. 80.

Register, December, 1981, No. 312
Building and heating, ventilating
and air conditioning code

(4) **LABELS.** Fire window assemblies shall be labeled with a permanent label, securely attached and located to permit visual inspection after installation. The label shall identify the time rating, testing laboratory, listing agency and manufacturer. Glass block shall be listed by an approved laboratory.

History: Cr. Register, December, 1975, No. 240, eff. 1-1-76.

Ind 51.049 Miscellaneous openings in fire-rated construction.

(1) **SERVICE OPENINGS.** Openings around ducts, pipes, conduit or other service installations penetrating required fire-resistive rated floor, wall and roof assemblies shall be filled solidly with material of fire-resistive rating equal to the required rating of assembly penetrated.

(2) **FIRE DAMPERS.** Duct openings in required fire-resistive rated floor and wall assemblies shall be protected as specified under s. Ind 64.42.

(3) **PLASTIC PLUMBING AND ELECTRICAL SYSTEM COMPONENTS.** Penetration of required fire-resistive rated floor, wall, ceiling and roof assemblies by plastic plumbing and electrical system components shall be in accordance with one of the following:

(a) A device or system tested and listed by an approved testing laboratory;

(b) For plastic plumbing pipes, substitute a steel or cast iron pipe where it penetrates the fire-rated assembly and extend it for a distance of at least 10 inches beyond both faces of the assembly;

(c) Provide a 10-gauge steel sleeve one inch larger in diameter than the plastic plumbing pipe or electrical wiring and extending 10 inches beyond both faces of the assembly. The annular space between the plastic component and protective sleeve shall be packed with an inorganic filler; or

(d) Wrap the plastic component for a distance of at least 3 feet from both faces of the fire-rated assembly with at least one inch of inorganic insulating material. The inorganic insulation material shall be mechanically attached to the plastic component.

History: Cr. Register, December, 1975, No. 240, eff. 1-1-76; cr. (3), Register, January, 1980, No. 289, eff. 2-1-80; am. (3) (intro.), Register, December, 1981, No. 312, eff. 1-1-82.

Ind 51.05 Roof coverings. Roof coverings of class A, B, C or unclassified shall be provided as specified under "Classes of Construction" or under the specific occupancy requirements.

Note: Brick, concrete, tile, slate, ferrous and cupreous metals and their alloys will be accepted as "Class A" roof coverings.

History: Cr. Register, February, 1971, No. 182, eff. 7-1-71; r. eff. 8-1-71, and recr. eff. 1-1-72, Register, July, 1971, No. 187; renum. from 51.048 to be 51.050, Register, December, 1975, No. 240, eff. 1-1-76.

Ind 51.06 Foam plastics. (1) **SCOPE.** The requirements of this section shall apply to the use of foam plastics in building construction.

Register, December, 1981, No. 312
Building and heating, ventilating
and air conditioning code

(2) **DEFINITIONS.** (a) *Approved diversified tests.* Approved diversified tests mean fire tests which evaluate materials or construction assemblies representative of actual end use applications.

Note: Approved diversified tests may include, but are not limited to, ASTM E84 (tunnel test), ASTM E119 "fire test," full-scale corner test, enclosed room-corner test and ignition temperature tests.

(b) *Foam plastic.* For purposes of this code, foam plastic is a manufactured organic material used as a building construction element, decorative finish material, trim, insulation or sound-absorbing material.

(3) **GENERAL.** (a) All foam plastic, except as otherwise noted, shall have a flame spread rating of not more than 75 and a smoke developed rating of not more than 450 when tested in accordance with ASTM E84. Foam plastic tested at a thickness of 4 inches or more and meeting these requirements may be used in thicknesses up to 10 inches. Foam plastic tested at a thickness of less than 4 inches and meeting these requirements may be used in thicknesses up to 4 inches.

(b) Unless otherwise specifically approved in accordance with sub. (4), foam plastic shall be limited to the following applications:

1. Within the cavity or core of a masonry or concrete wall or encased within a floor or roof deck system of concrete, regardless of the class of construction;

2. On the room side of walls, ceilings or roofs provided the foam plastic is fully protected from the interior of the building, including unoccupied spaces above suspended ceilings, by an approved thermal barrier having a minimum rating of 15 minutes. The thermal barrier shall be installed so that under the same fire-test conditions, it will remain in place for 15 minutes. Crawl space walls may be insulated with unprotected foam plastic provided the flooring consists of at least ¾-inch tongue and groove plywood sheathing, or equivalent, and the space is not used for air handling purposes;

Note: The department will accept ½-inch fire-rated wallboard or other approved materials having 15-minute finish rating as determined by ASTM E119 "fire test."

3. Within the cavity, or as an element, of an NC-0 or 0-hourly rated system provided the thermal protection specified in 2. is applied;

4. Within the cavity, or as an element, of an hourly rated system provided such system or assembly meets the requirements of s. Ind 51.04 for the time-rated construction;

5. As part of a class A, B or C roof covering satisfying the requirements of s. Ind 51.05. The smoke-developed requirement is waived for roofing insulation applied to the exterior side of the roof deck;

6. Refrigerated facilities. Foam plastic insulation used as a building element for freezer buildings, cold storage facilities, refrigerated food-processing rooms and other similar unheated, low-population density uses, may be used without a thermal barrier provided the foam plastic is covered on both sides by not less than 0.032-inch aluminum, no. 26 gauge corrosion-resistant steel, or equivalent, and the building and foam plastic panel is protected by an approved automatic sprinkler system;

Register, December, 1981, No. 312
Building and heating, ventilating
and air conditioning code

a. **Exception.** The approved automatic sprinkler system may be omitted, except as otherwise required by other sections of this code, when thermosetting foam plastic having a flame-spread rating of 25 or less is used.

b. **Exception.** Walls may be covered with 3/32-inch fiber reinforced plastic panels in wet food-processing areas provided the fiber reinforced plastic material has a flame spread of 175 or less.

Note: Wet food-processing areas, as specified in this section, need not be provided with approved automatic sprinkler systems provided the foam plastic core material satisfies the requirements of Ind 51.06 (3) (b) 6. a.

c. **Exception.** The requirements of this section do not apply to free-standing cooler-freezer equipment not exceeding 5,000 square feet in floor area in one-story buildings.

Note: Free-standing equipment may not rely on the enclosing building for lateral or vertical support except for the floor load.

7. Metal-clad sandwich panels consisting of a covering of 0.032-inch aluminum or no. 26 gauge corrosion-resistant steel on both sides, with a foam plastic core not more than 4 inches in thickness with a flame spread of 25 or less, may be used where NC-0 hour rated construction is permitted. An approved thermal barrier is not required provided the building and the foam plastic panel is protected by an approved automatic sprinkler system;

8. Doors. Foam plastic may be used on interior and exterior doors provided the foam plastic is covered by not less than 0.032-inch aluminum or no. 26 gauge corrosion-resistant steel. Hourly rated doors shall meet the requirements of s. Ind 51.047;

a. **Exception.** Foam plastic core freezer/cooler doors for refrigerated facilities used for food processing or storage may be covered with 3/32-inch fiber-reinforced plastic provided the fiber-reinforced plastic has a flame spread of 175 or less.

9. Trim and decorative finish materials. Foam plastic used for decorative finish material, trim or molding shall be limited to 10% of the surface area within any 100 lineal feet of interior walls and ceilings;

Note: See s. Ind 51.07 for restrictions on interior finishes.

10. Bulk vegetable storage. Buildings used exclusively for the bulk storage of vegetables shall have the foam plastic insulation protected on both sides with 3/8-inch exterior grade plywood, or equivalent; or

11. Protection from ultraviolet light. Foam plastic insulation installed on the exterior of buildings above grade shall be permanently covered or protected to prevent degradation caused by exposure to ultraviolet light.

(4) **SPECIFIC APPROVAL.** Foam plastic not meeting the requirements of sub. (3) may be approved by the department for specific application based on the submittal and written acceptance of data from approved diversified tests (see s. Ind 50.19).

History: Cr. Register, May, 1979, No. 281, eff. 6-1-79; cr. (3) (b) 8. a., Register, May, 1980, No. 293, eff. 6-1-80; cr. (3) (b) 11., Register, December, 1981, No. 312, eff. 1-1-82.

Register, December, 1981, No. 312
Building and heating, ventilating
and air conditioning code

FP. Ind 51.07 Interior finishes. (1) **SCOPE.** The requirements of this section apply to the interior finishes or surfaces of a building.

Note #1: See s. Ind 51.06 for the restrictions of foam plastics.

Note #2: Toxicity of the products of combustion is *not* included as a basis in determining the smoke developed criteria of this section. The smoke developed criteria is based solely upon the obscuration of light.

(2) **APPLICATION TO MATERIALS.** (a) Except as provided in par. (b), the classification of interior finish materials as specified in this section shall include the basic material used by itself or in combination with other materials.

(b) Subsequently applied paint or wall covering not exceeding 1/28 inch in thickness and classified 450 or less on the smoke test scale are exempt from the provisions of par. (a).

(3) **TRIM AND INCIDENTAL FINISH.** Interior finish not in excess of 10 percent of the aggregate wall and ceiling areas of any room or space may be Class C materials in occupancies where interior finish of Class A or Class B is required.

(4) **EXPOSED CONSTRUCTION.** (a) This section does not require the installation of interior finish, but where construction or fire protection materials are exposed in rooms or spaces used for the occupancies specified, the hazard from rate of flame spread of the exposed materials shall be not greater than that of the interior finish permitted for such occupancy or use.

(b) Exposed portions of structural members of Type No. 4-Heavy Timber Construction shall not be subject to the interior finish requirements of this section.

(5) **USE OF INTERIOR FINISHES.** Interior finish material shall be used in accordance with requirements specified in Table 51.07.

TABLE 51.07
MINIMUM INTERIOR FINISH REQUIREMENTS

Occupancy	Required Exit Enclosures ¹		Exit Access ^{1,2}		Rooms or Enclosed Spaces ^{1,2}	
	Walls & Ceilings ⁴	Floor ⁵	Walls & Ceilings ⁴	Floor ⁵	Walls & Ceilings ⁴	Floor ^{3,5}
Ch. Ind 54 Occupancies Other than Storage and Warehouses	A	II	A or B	II	A, B or C	DOC FE-1 ⁶
Ch. Ind 54 Storage and Warehouse Occupancies	A or B	DOC FF-1 ⁶	A or B	DOC FF-1 ⁶	A, B or C	DOC FF-1 ⁶
Ch. Ind 55 Places of Assembly	A	I	A	II	A or B ⁷	DOC FF-1 ⁶
Ch. Ind 56 Places of Instruction	A	I	A or B	II	A, B or C	DOC FF-1 ⁶
Ch. Ind 57 Residential Occupancies	A	II	A or B	II	A, B or C	DOC FF-1 ⁶
Ch. Ind 58 Health Care and Places of Detention	SEE CHAPTER IND 58 FOR SPECIFIC REQUIREMENTS					
Ch. Ind 59 Hazardous Occupancies	A	DOC FF-1 ⁶	A or B	DOC FF-1 ⁶	A, B or C	DOC FF-1 ⁶
Ch. Ind 60 Day Care Centers (20 Children or Less)	A or B	DOC FF-1 ⁶	A or B	DOC FF-1 ⁶	A, B or C	DOC FF-1 ⁶
Ch. Ind 60 Day Care Centers (More than 20 Children)	A	II	A or B	II	A, B or C	DOC FF-1 ⁶
Ch. Ind 62 Specialty Occupancies	A, B or C	DOC FF-1 ⁶	A, B or C	DOC FF-1 ⁶	A, B or C	DOC FF-1 ⁶

Register, October, 1982, No. 322
 Building and heating, ventilating
 and air conditioning code

Notes to Table 51.07

¹ Exposed portions of structural members of Type No. 4-Heavy Timber Construction are not subject to the requirements of this table.

² Where a complete automatic sprinkler system is installed, materials with an interior finish of Class B or C may be used in places where Class A or B materials, respectively, are required and floor finish materials with an interior finish of Class II or materials complying with the DOC FF-1-70 "pill test" may be used in places where Class I or II materials, respectively, are required.

³ Requirements for rooms or enclosed spaces are based upon the spaces being separated from exit access corridors and exits by partitions extending from the floor to the ceiling. Where partitions do not satisfy this criteria, the room or space is considered part of the exit access or the exit.

⁴ Materials having napped, tufted, looped or similar surfaces, such as carpet, when applied on walls or ceilings shall meet the requirements for Class A interior finish.

⁵ Wood, vinyl, linoleum, terrazzo, resilient and other approved finished floors or floor covering materials are exempt from the provisions of this table.

⁶ All carpet manufactured for sale in the U.S. is required by federal regulations to comply with the DOC FF-1-70 "pill test" (16 CFR Para 1630). If a material other than carpet is used, the material should be shown to be resistant to flame propagation as a material which passes the DOC FF-1-70 test (minimum critical radiant flux of 0.04 watts/cm²).

⁷ Class C interior finish materials may be used in places of assembly with a capacity of 400 persons or less.

Note: See s. Ind 51.01 (75a) for further explanatory information.

Class A Interior Finish — flame spread 0-25, smoke developed 0-450.

Class B Interior Finish — flame spread 26-75, smoke developed 0-450.

Class C Interior Finish — flame spread 76-200, smoke developed 0-450.

Class I Interior Floor Finish — critical radiant flux — .45 watts/cm².

Class II Interior Floor Finish — critical radiant flux — .22 watts/cm².

History: Cr. Register, December, 1981, No. 312, eff. 1-1-82; am. table, Register, October, 1982, No. 322, eff. 11-1-82.

Ind 51.08 Occupancy separations. (1) When a building is used for more than one occupancy purpose, each part of the building comprising a distinct occupancy division shall be separated from any other occupancy division as provided for under the occupancy requirements of this code.

(2) Occupancy separations shall be classified as absolute, special and ordinary and shall apply to both horizontal and vertical separations.

(a) An absolute occupancy separation shall consist of walls or floors or both of not less than 4-hour fire-resistive construction as specified in ss. Ind 51.04 to 51.049. All openings in walls forming such a separation shall be protected by self-closing fire-resistive door assemblies as specified in s. Ind 51.047. The total width of all openings in any such separating wall in any one story shall not exceed 25% of the length of the wall in that story and no single opening shall have an area greater than 120 square feet. Floor openings shall be protected by 4-hour rated shaft enclosures or fire curtain doors as specified in s. Ind 64.42.

1. All openings in floors forming an absolute occupancy separation shall be protected by vertical enclosures extending above and below such openings.

2. The walls of such vertical enclosures shall be of not less than 3-hour fire-resistive construction as specified in ss. Ind 51.04 to 51.049, and all

Register, October, 1982, No. 322
Building and heating, ventilating
and air conditioning code

openings shall be protected by self-closing fire-resistive door assemblies as specified in s. Ind 51.047.

(b) A special occupancy separation shall consist of walls or floors, or both, of not less than 3-hour fire-resistive construction as specified in ss. Ind 51.04 to 51.049. All openings in walls forming such separation shall be protected by self-closing fire-resistive door assemblies as specified in s. Ind 51.047. The total width of all openings in any such separating wall in any one story shall not exceed 25% of the length of the wall in that story and no single opening shall have an area greater than 120 square feet. Floor openings shall be protected by 3-hour rated shaft enclosures or fire curtain doors as specified in s. Ind 64.42.

1. All openings in floors forming a special occupancy separation shall be protected by vertical enclosures extending above and below such openings.

2. The walls of such vertical enclosures shall be of not less than 2-hour fire-resistive construction as specified in ss. Ind 51.04 to 51.049, and all openings shall be protected by self-closing fire-resistive door assemblies as specified in s. Ind 51.047.

(c) An ordinary occupancy shall have walls or floors, or both, of not less than 1-hour fire-resistive construction as specified in ss. Ind 51.04 to 51.049. All openings in such separations shall be protected by self-closing fire-resistive door assemblies as specified in s. Ind 51.047.

History: 1-2-56; r. and recr. (2) (c), Register, October, 1967, No. 142, eff. 11-1-67; am. (2) (a), (b) and (c), Register, February, 1971, No. 182, eff. 7-1-71; r. and recr. (2) (a), (b) and (c) eff. 8-1-71 and expiring 1-1-72 and cr. (2) (a), (b) and (c) eff. 1-1-72, Register, July, 1971, No. 187; am. (2) (b) 1., Register, December, 1978, No. 276, eff. 1-1-79; r. and recr. (2), Register, December, 1981, No. 312, eff. 1-1-82; am. (2) (a) and (b) (intro.), Register, October, 1982, No. 322, eff. 11-1-82.

Ind 51.14 Safety glazing. (1) **SCOPE.** This section applies to fixed or operating glazed flat panels adjacent to doors; fire window assemblies; display cases within 7 feet of the floor in schools; mirrors; framed, glazed pictures or similar decorative objects; skylights; sloped glazing and any other glazing materials used in hazardous impact areas which are not included within the scope of the federal consumer product safety commission (CPSC) standard for architectural glazing materials, 16 CFR, para. 1201. FP

Note: The CPSC standard for architectural glazing materials pre-empts state and local regulations for framed or unframed interior or exterior glazed doors, exterior doors with glazed lights, sliding doors and the adjacent glazed fixed or operating panel, storm doors, shower doors, walk-in mirror closet doors and tub enclosures.

(2) **APPLICATION.** All glazing material used in hazardous impact locations shall be safety glazing material. All replacements of glazing material in hazardous impact locations made after November 30, 1976, shall be safety glazing, except that the replacement of glazing shall be as specified in sub. (3).

(a) **Location.** Hazardous impact locations shall include all glazed elements such as framed or unframed interior or exterior glass doors, the first fixed or operating flat panel within 2 feet of nearest vertical edge of an entrance or exit door, exterior doors with glass lights, or any other glazed elements which may be mistaken for a means of egress or ingress to a room or building. Other hazardous impact locations shall include

Register, October, 1982, No. 322
Building and heating, ventilating
and air conditioning code

sliding doors and the adjacent glazed fixed or operating panel, storm doors, shower doors, tub enclosures and display cases within 7 feet of the floor in schools except as follows:

1. A fixed or operating flat panel immediately adjacent to an entrance or exit door is exempt from the requirements of this paragraph if the lower horizontal edge of the panel is 2 feet or more above the floor; or

2. Any mirror, framed glazed picture or similar decorative object which is attached to a door or wall in a hazardous impact location and which does not in whole or in part conceal any opening in such door or wall is exempt from the requirements of this paragraph.

(b) *Material.* Safety glazing shall include any glazing material including but not limited to tempered glass, laminated glass, wired glass, safety plastic, or safety insulating units which meet the test requirements of the American National Standards Institute (ANSI) standard Z97.1-1975, and which are constructed, treated or combined with other materials so as to minimize the likelihood of cutting and piercing injuries resulting from human impact with the glazing material.

(c) *Labeling.* Safety glazing material shall be labeled with a permanent label by such means as etching, sand blasting, firing of ceramic material, or hot die stamping. The label shall be legible and visible after installation. Labels identifying safety glazing materials may be omitted provided that a notarized affidavit or invoice is submitted to the department or owner upon request certifying the installation of safety glazing material. The label or affidavit shall identify the seller, manufacturer, fabricator, or installer, the nominal thickness and type of safety glazing material, and the fact that the material meets the test requirements of the American National Standards Institute (ANSI) standards Z97.1-1975.

(3) **GUARDING OF GLAZING.** All interior and exterior glazed panels, subject to human impact not in a hazardous impact location, shall be guarded or provided with safety glazing, except that glazed panels with a sill height of 2 feet or more, or glazed panels less than 12 inches in width, are not required to be safety glazed or guarded.

(a) Guarding shall consist of a horizontal bar, rail, mullion, grille or screen at least 1-1/2 inches wide and located within 3 feet 6 inches to 4 feet 6 inches above the floor. The guard assembly shall be capable of withstanding a lateral force of 100 pounds applied at any point and installed to avoid contact with the glazing when the force is applied.

(b) Safety glazing materials shall be as specified in sub. (2) (b).

(c) For replacement of glazing in buildings contracted for or existing prior to November 30, 1976, the installation of a horizontal bar, rail, mullion, grille or screen as a protective device may be provided in lieu of safety glazing material in hazardous impact locations where safety glazing would be impractical because of the size of the light required.

(4) **INTERIOR DOORS WITH GLASS LIGHTS.** (a) All interior doors with glass lights greater than 8 inches in the least dimension shall be provided with safety glazing material.

(b) All interior doors with glass lights less than 8 inches in the least dimension shall be provided with ¼-inch glazing material.

(c) Safety glazing materials shall be as specified in sub. (2) (b).

(5) SKYLIGHTS AND SLOPED GLAZING. (a) *Skylights*. All glazing in skylights shall be safety glazing material and shall comply with the requirements specified in s. Ind 51.02 (6).

(b) *Sloped glazing*. All glazing installed more than 15° with the vertical shall be safety glazing material. This paragraph does not apply to greenhouses.

(6) FIRE WINDOW ASSEMBLIES. All glazing in fire window assemblies shall be designed and installed as specified in s. Ind 51.048.

(7) STRUCTURAL REQUIREMENT. Glazing material shall be designed and installed to safely withstand the loads specified in ch. Ind 53.

Note: Section 101.125, Stats., requires safety glazing in all hazardous locations.

History: Cr. Register, December, 1981, No. 312, eff. 1-1-82.

Ind 51.15 Standard exit. (1) Every door which serves as a required exit from a public passageway, stairway or building shall be a standard exit door unless exempted by the occupancy requirements of this code.

Note: For required exits see ss. Ind 54.06, 55.10, 56.08 and 57.09.

(2) Every standard exit door shall swing outward or toward the natural means of egress. It shall be level with the floor, and shall be so hung that, when open, it will not block any part of the required width of any other doorway, passageway, stairway or fire escape. No revolving door, overhead door or sliding door shall be considered as a standard exit. FP

(3) A standard exit door shall have such fastenings or hardware that it can be opened from the inside by pushing against a single bar or plate or turning a single knob or handle. FP

(a) The installation of hardware requiring use of a key for opening an exit door from the inside, except on doors serving individual living units, shall be prohibited. This paragraph shall apply to all buildings in existence and to any building built after the effective date of this rule.

1. *Exception:* Upon written request by the owner, key-locking, or securing, of exits may be approved in fire-resistive buildings, or parts of fire-resistive buildings, accommodating occupants who must be detained in order to protect the occupants or the public from physical harm.

Note #1: Section Ind 51.15 (3) (a) 1. is intended to apply only to jails, prisons, mental institutions, asylums, nursing homes with senile patients, and similar type occupancies.

Note #2: The owner's request should include the following considerations: accessibility of keys to the fire department and staff personnel for the locked areas; electrical devices which release the locks; and 24-hour supervision of the locked areas by personnel who carry keys for the locked areas while on duty. Electrical devices which release the locks upon power failure or upon activation of the fire alarm or sprinkler system or the product of combustion detectors should be considered for securing of exits in nursing homes.

Note #3: Written approval to lock exits must also be obtained from the department of health and social services in accordance with the rules of that department.

Register, October, 1982, No. 322
Building and heating, ventilating
and air conditioning code

(b) The door shall not be barred, bolted or chained at any time.

1. Exception. When authorized persons (employees, frequenters, patrons and other such occupants) are not present, the exit door may be secured by the use of a single bar or bolt. A sign or label shall be posted on the door near the single bar or bolt. The sign or label shall bear the following: "This bolt or bar shall be kept open during periods of occupancy."

Note: The intent of (3) (b) is to prohibit padlocks or use of a key to open a door or lock at any time. The bar and bolt exception is to give added security against intruders from the outside while protecting persons in the building from being trapped.

(4) A standard exit doorway shall not be less than 6 feet 4 inches high by 3 feet 0 inches wide, except where especially provided under occupancy classifications and in s. Ind 51.20. Where double doors are provided with or without mullions, the width of each single door may be reduced to 2 feet 6 inches, except double doors utilized to provide accessibility in accordance with s. Ind 52.04 shall have the width of at least one single door increased to 2 feet 8 inches.

(5) All exit doors, unless otherwise exempted by the occupancy requirements of this code, shall be plainly marked by a red illuminated translucent exit sign bearing the word EXIT or OUT in plain letters not less than 5 inches in height and in such other places as may be necessary to direct the occupants to exit doorways.

(6) * **REQUIRED AGGREGATE WIDTH.** (a) The required aggregate width of exits from a level shall be determined by using the full occupant load of that level, plus the percentage effects of the occupant loads of adjacent levels (above and below) which exit through it as follows:

1. 50% of the occupant load of each first-adjacent level; and
2. 25% of the occupant load of each second-adjacent level.

(b) The width shall be based upon the following ratios:

1. Types No. 1 through No. 4 construction unsprinklered, 40 inches per 100 persons;
2. Types No. 5 through No. 8 construction unsprinklered, 50 inches per 100 persons;
3. Types No. 1 through No. 4 construction sprinklered, 30 inches per 100 persons; or
4. Types No. 5 through No. 8 construction sprinklered, 40 inches per 100 persons.

Note: The determination of exit width for health care facilities is specified in Ind 58.12 (2) and (3) and takes precedence over this section.

(c) The required aggregate width of exits from assembly seating facilities shall comply with the requirements of s. Ind 62.75 (4).

History: 1-2-56; am. Register, December, 1962, No. 84, eff. 1-1-63; am. (5) and cr. (7), Register, November, 1963, No. 95, eff. 12-1-63; r. and recr., Register, October, 1967, No. 142, eff. 11-1-67; am. (7) (j), Register, May, 1968, No. 149, eff. 6-1-68; r. and recr. (7), Register,

*See Appendix A for further explanatory material.

Register, October, 1982, No. 322
Building and heating, ventilating
and air conditioning code

December, 1970, No. 180, eff. 1-1-71; r. and recr. (3), Register, February, 1971, No. 182, eff. 3-1-71; am. (7) (a) 1., Register, September, 1973, No. 213, eff. 10-1-73; r. (7), r. and recr. (6), Register, December, 1974, No. 228, eff. 1-1-75; emerg. cr. (3) (b) 1., eff. 6-20-75; cr. (3) (a) 1. and (3) (b) 1., Register, November, 1975, No. 239, eff. 12-1-75; am. (4), Register, December, 1977, No. 264, eff. 1-1-78; am. (2) and (3) (b) 1., Register, December, 1978, No. 276, eff. 1-1-79; am. (4), Register, January, 1980, No. 289, eff. 2-1-80; am. (2), r. and recr. (3) (a), (intro.), cr. (6) (c), Register, December, 1981, No. 312, eff. 1-1-82.

Ind 51.16 Stairways. (1) **DEFINITION.** A stairway is one or more flights of steps, and the necessary platforms or landings connecting them, to form a continuous passage from one elevation to another, including exterior porches, platforms and steps providing means of ingress or egress.

(2) **REQUIRED AGGREGATE WIDTH.** (a) The required aggregate width of stairway exits from any level shall be as determined in accordance with the requirements of s. Ind 51.15 (6).

(b) In no case shall the minimum width of an exit stair be less than that specified in sub. (3).

(c) Under no circumstances shall stairways decrease in width in the line of travel toward the exit.

(3) **MINIMUM WIDTH.** (a) Every required exit stairway shall be not less than 3 feet 8 inches wide, except as provided in the occupancy chapters, of which not more than 4 inches on each side may be occupied by a handrail. The clear dimension between handrails, or stringers, shall not be less than 3 feet 0 inches.

(b) Nonrequired stairways need not conform to the width requirements of this code.

(4) **RISERS AND TREADS.** Risers and treads shall be designed and provided in accordance with the following:

(a) All stairways and steps shall have a rise of not more than 7¾ inches and a tread not less than 9½ inches, measured from tread to tread and from riser to riser. Treads and risers shall be uniform in any one flight. Winders shall not be used;

Note #1: The department recommends that steps be proportioned so the sum of 2 risers and a tread, exclusive of its nosing or projection, should be not less than 24 inches or more than 25 inches.

Note #2: The department may accept nonstandard exit stairways serving unoccupied areas, such as equipment mezzanines or platforms, and similar areas, if approved in writing.

Note #3: Round or smooth nosings are recommended as they are not difficult to negotiate for individuals with restrictions in the knee, ankle or hip, or with artificial legs or long leg braces.

(b) The edges of all treads and the edges of all stairway landings shall be finished with a nonslippery surface not less than 3 inches in width;

(c) Where an exit door leads to an outside platform or sidewalk, the level of the platform or sidewalk shall not be more than 7¾ inches below the doorsill;

(d) Every stairway flight shall have at least 3 risers (unless additional safety is provided which meets the approval of the department); and

(e) There shall be no more than 22 risers in any one flight.

Register, October, 1982, No. 322
Building and heating, ventilating
and air conditioning code

(5) **STAIRWAY LANDINGS AND PLATFORMS.** (a) If a door is provided at the head and/or foot of a stairway, a landing or platform shall be placed between the door and the stairway regardless of the direction of swing of the door.

(b) Every landing or platform shall be at least as wide as the stairway, measured at right angles to the direction of travel. Every landing or platform must have a length of at least 3 feet, measured in the direction of travel.

(6) **CURVED STAIRS.** Interior or exterior curved stairs used as required exits shall meet all the requirements for stairways. Curved stairs shall have a radius of at least 25 feet at the interior edge of the tread.

(7) **SPIRAL STAIRS.** Spiral stairways may be permitted as specifically allowed by the occupancy chapters of this code. Such spiral stairs shall provide a clear walking area measuring at least 22 inches from the outer edge of the supporting column to the inner edge of the handrail and shall have treads at least 7 inches in width at a point one foot from the narrow end of the tread, and a uniform riser height of not more than 8 inches.

History: 1-2-56; am. (2); (2) (a); (2) (b); Register, June, 1956, No. 6, eff. 7-1-56; r. and recr. Register, September, 1959, No. 45, eff. 10-1-59; r. (4) (b), renum. (c) to be (b), and cr. (6), Register, February, 1971, No. 182, eff. 3-1-71; am. (2) (a), Register, September, 1973, No. 213, eff. 10-1-73; r. and recr. Register, December, 1974, No. 228, eff. 1-1-75; am. (4) (a) and cr. (10), Register, December, 1977, No. 264, eff. 1-1-78; cr. (7) (a), Register, December, 1978, No. 276, eff. 1-1-79; r. (6) to (7), renum. (8) to (10) to be (5) to (7) and am. (7), Register, January, 1980, No. 289, eff. 2-1-80.

FP Ind 51.161 Handrails. (1) **WHERE REQUIRED.** Handrails shall be provided in all of the following conditions unless otherwise specified in the occupancy chapters of this code.

(a) On the left side, as one mounts the stairs, on all interior stairways of more than 3 risers.

(b) On the open side of any stairway with more than 3 risers.

(c) On both sides of interior stairways 5 feet or more in width.

(d) To divide interior stairways more than 8 feet wide into widths at least 3 feet 8 inches but less than 8 feet.

(e) On both sides of exterior stairways with more than 3 risers, which are an integral part of the building.

(f) To divide exterior stairways which are an integral part of the building and more than 25 feet wide into approximately equal widths not less than 3 feet 8 inches but not greater than 25 feet.

(g) On interior and exterior ramps having a slope greater than one foot of rise in 20 feet of run in accordance with the requirements specified in pars. (a) through (f).

1. **Exception.** For ramps used to provide barrier-free access, see s. Ind 52.04 (7) (c).

(h) On fire escapes as specified in s. Ind 51.20 (8).

(2) **LOADING.** All handrails shall be designed and constructed to withstand a load of 200 pounds applied in any direction at any point.

Register, October, 1982, No. 322
Building and heating, ventilating
and air conditioning code

(3) **HEIGHT.** Handrails, except those serving fire escapes, shall be not less than 30 inches nor more than 34 inches above the nosing of the treads on stairways or above the surface of ramps.

Note: See Ind 51.20 (8) for handrail requirements for fire escapes.

(4) **CONTINUITY AND EXTENSIONS.** (a) Except as provided in par. (b), handrails shall be continuous for the full length of the stairway or ramp and one handrail shall extend at least 12 inches beyond the top and bottom riser or ramp end and shall not constitute a projecting hazard.

(b) Handrails not required for barrier-free design construction on assembly seating facilities need not comply with the 12 inch extension requirement.

(5) **CLEARANCE.** Handrails shall provide a clearance of at least 1½ inches between the handrail and the wall to which it is fastened.

(6) **OPENINGS BELOW TOP RAIL.** (a) Handrails protecting the open sides of stairways and ramps subject to use by children shall have intermediate rails or an ornamental pattern designed to prevent the passage of an object with a diameter larger than 9 inches.

(b) Handrails protecting the open sides of stairways and ramps not subject to use by children (i.e., waste water treatment plants, foundries, tanneries and other industrial occupancies) shall be provided with an intermediate rail at mid height or equivalent.

History: Cr. Register, January, 1980, No. 289, eff. 2-1-80; am. (4), Register, December, 1981, No. 312, eff. 1-1-82.

Ind 51.162 Guardrails. (1) **WHERE REQUIRED.** Guardrails shall be provided in all of the following conditions unless otherwise specified in the occupancy chapters of this code: **FP**

(a) On the open side of elevated platforms, landings, walks, balconies and mezzanines which are more than 24 inches in height;

(b) On assembly seating facilities as specified in s. Ind 62.77;

(c) On open parking structures as specified in s. Ind 62.28 and as indicated in sub. (5); and

(d) On openings through floors and roofs.

(2) **EXEMPT LOCATIONS.** Guardrails need not be provided on the loading side of loading docks.

(3) **LOADING.** (a) Except as provided in par. (b), all guardrails shall be designed and constructed to withstand a load of at least 200 pounds applied in any direction at any point.

(b) All guardrails on assembly seating facilities shall be designed and constructed to withstand a vertical and horizontal load of 50 pounds per linear foot. Loads need not be applied simultaneously.

(4) **HEIGHT.** Guardrails shall not be less than 3 feet 6 inches in height.

(a) **Exception.** Guardrails within individual living units may be 36 inches in height.

(b) *Exception.* Guardrails on a balcony immediately in front of the first row of fixed seating and which are not at the end of an aisle may be 30 inches in height.

(5) **OPENINGS BELOW TOP RAIL.** (a) Guardrails in areas subject to use by children shall have intermediate rails or an ornamental pattern designed to prevent the passage of an object with a diameter larger than 9 inches.

(b) Guardrails in areas not subject to use by children shall be provided with an intermediate rail at mid height or equivalent.

History: Cr. Register, January, 1980, No. 289, eff. 2-1-80; am. (1) (b), (3) and (4) (b), Register, December, 1981, No. 312, eff. 1-1-82.

Ind 51.163 Toeboards. **History:** Cr. Register, January, 1980, No. 289, eff. 2-1-80; r. Register, December, 1981, No. 312, eff. 1-1-82.

Ind 51.164 Headroom. (1) Every means of egress shall be provided with a headroom clearance of not less than 6 feet 8 inches. In stairways, the clearance shall be 7 feet 0 inches established by measuring vertically from the edge of the tread nosing to the ceiling or soffit above the tread nosing.

(a) *Exception.* The headroom clearance for stairways in apartments, row houses and townhouses may be reduced to not less than 6 feet 8 inches.

History: Cr. Register, January, 1980, No. 289, eff. 2-1-80.

FP Ind 51.165 Stairway identification. All stairways serving 4 or more stories shall have each floor level or story identified on the stair side as to its name or number with a permanent sign having letters or characters at least 2 inches in height.

History: Cr. Register, December, 1981, No. 312, eff. 1-1-82.

Ind 51.166 Stairway discharge. Where a stairway from the level below the exit discharge and a stairway from an upper floor terminate at the same exit discharge level, an approved barrier shall be provided to prevent persons from continuing down one or more full floor levels below the exit discharge level unless the exit discharge level has a vision panel to the outside or is otherwise made readily apparent.

History: Cr. Register, December, 1981, No. 312, eff. 1-1-82; am. Register, October, 1982, No. 322, eff. 11-1-82.

Ind 51.167 Exiting through areas of hazard. (1) **GENERAL.** Except as provided in subs. (2) and (3), exit access shall be so arranged that it will not be necessary to travel through any area of hazard in order to reach the exit.

Note: See ss. Ind 54.14, 55.29, 56.15, 57.14, 58.24, 58.62, 59.21, 60.25, 60.37, 62.32 for additional requirements.

(2) **GARAGES.** (a) Occupancies within the scope of ch. Ind 54 may exit through storage garages.

(b) Occupancies within the scope of ch. Ind 54 may not exit through repair garages.

Register, October, 1982, No. 322
Building and heating, ventilating
and air conditioning code

(c) Occupancies within the scope of chs. Ind 55-62 may not exit through a storage or repair garage.

(3) KITCHENS. (a) Exiting through a kitchen within an individual living unit is permitted.

(b) Exiting through kitchens equipped with residential-type appliances in areas such as but not limited to employe lounges, activity rooms and similar areas is permitted provided the kitchen is not used for commercial purposes.

(c) Exiting through kitchens of restaurants and similar commercial operations or kitchens equipped with commercial-type appliances is prohibited.

History: Cr. Register, December, 1981, No. 312, eff. 1-1-82; am. Register, October, 1982, No. 322, eff. 11-1-82.

Ind 51.17 Smokeproof stair tower. (1) A smokeproof stair tower shall be an enclosed stairway which is entirely cut off from the building and which is reached by means of open balconies or platforms. The stairways, landings, platforms and balconies shall be of noncombustible material throughout. The enclosing walls shall be of not less than 4-hour

Next page is numbered 69

fire-resistive construction, and the floors and ceilings of not less than 2-hour fire-resistive construction as specified in s. Ind 51.04.

(2) The doors leading from the buildings to the balconies and from the balconies to the stairways shall be fire-resistive doors, and all openings within 10 feet of any building shall be protected with fire-resistive windows for moderate fire exposure, or fire-resistive doors as specified in s. Ind 51.047.

(3) Each balcony shall be open on at least one side, with a railing not less than 3'6" high on all open sides.

History: 1-2-56; am. Register, December, 1962, No. 84, eff. 1-1-63; am. (1) and (2), Register, February, 1971, No. 182, eff. 7-1-71; r. and recr. (1) and (2) eff. 8-1-71 and exp. 1-1-72, and cr. (1) and (2) eff. 1-1-72, Register, July, 1971, No. 187; am. (2), Register, June, 1972, No. 198, eff. 7-1-72.

Ind 51.18 Interior enclosed stairway. (1) **GENERAL.** An interior enclosed stairway shall be separated from other areas of the building by fire-resistive rated construction as specified in ss. Ind 51.04 to 51.049 with the hourly ratings as specified in Table 51.03-A.

(2) **EXTENT OF ENCLOSURE.** (a) The enclosure shall include at each floor level a portion of the floor which will be at least as wide as the stairway.

(b) The enclosure shall provide uninterrupted passage from the uppermost floor to an outside door without leaving the enclosure.

(c) The enclosure shall also include any passageway, if provided, on the floor of exit discharge leading from the stairway to the exit discharge, so as to afford uninterrupted passage from the uppermost floor to the exit discharge, without leaving the enclosure.

(3) **OPENINGS IN THE ENCLOSURE.** Openings in the stairway enclosure shall be limited to exit doors serving public passageways or corridors or serving floors occupied by a single tenant.

Note: See ch. Ind 4, Wis. Adm. Code, for additional requirements pertaining to the location of elevator equipment room access doors.

(4) **PROTECTION OF OPENINGS.** (a) All openings for doors shall be protected by fire-rated door assemblies as specified in s. Ind 51.047.

(b) If windows are provided in the enclosure, the window openings shall be protected by fixed fire-rated window assemblies as specified in s. Ind 51.048, except in outside walls.

History: 1-2-56; am. (1) and (3), Register, February, 1971, No. 182, eff. 7-1-71; r. and recr. (1) and (3), eff. 8-1-71 and exp. 1-1-72, and cr. (1) and (3), eff. 1-1-72, Register, July, 1971, No. 187; r. and recr. (1), Register, June, 1972, No. 198, eff. 1-1-73; am. (3), Register, December, 1976, No. 240, eff. 1-1-76; am. (2), Register, January, 1980, No. 289, eff. 2-1-80; r. and recr., Register, December, 1981, No. 312, eff. 1-1-82.

Ind 51.19 Horizontal exit. (1) **GENERAL.** A horizontal exit shall consist of one or more openings through an occupancy separation; a 2-hour fire-rated separation wall extending from the basement or lowest floor to the underside of the roof deck or of one or more bridges or balconies connecting 2 buildings or parts of buildings entirely separated by occupancy separations as described in s. Ind 51.08.

Register, December, 1981, No. 312
Building and heating, ventilating
and air conditioning code

(2) **PROTECTION OF OPENINGS.** Openings used in connection with horizontal exits shall be protected by fire-resistive doors as specified in s. Ind 51.047.

(a) Doors serving as required exits shall be standard exit doors and shall swing in the direction of exit travel. Where a horizontal exit serves spaces on both sides of the wall, there shall be adjacent doorways equipped with doors which swing in opposite directions.

1. *Exceptions.* a. The swing of the exit door may comply with the exceptions permitted in the occupancy chapters of this code.

(b) Approved illuminated exit signs shall be provided to indicate the horizontal exit.

(c) Such doors shall be kept unlocked, unobstructed, provided with a self-closing device and normally be kept closed.

1. *Exception.* Doors protecting openings used in connection with horizontal exits may be left opened if equipped with an automatic closing device actuated by smoke density or products of combustion other than heat.

Note: The department will accept detectors installed in accordance with the Standard on Automatic Fire Detectors, NFPA No. 72-E [Ind 51.27 (7a)].

(3) **RAMP SLOPE.** Where there is a difference of elevation between connected areas, the difference shall be overcome by a ramp with a slope of not more than one foot in 8.

(4) **PROJECTION OF ADJACENT OPENINGS.** All doors and windows within 10 feet of any balcony or bridge shall be fire-resistive doors or fire-resistive windows as specified in ss. Ind 51.047 and 51.048.

History: 1-2-56; am. (2) and (4), Register, February, 1971, No. 182, eff. 7-1-71; r. and recr. (2) and (4) eff. 8-1-71 and exp. 1-1-72, and cr. (2) and (4) eff. 1-1-72, Register, July, 1971, No. 187; am. (4) Register, June, 1972, No. 198, eff. 7-1-72; am. (4), Register, December, 1975, No. 240, eff. 1-1-76; r. and recr. Register, December, 1978, No. 276, eff. 1-1-79; am. (1) and (3), r. (2) (a) 1. a., renum. (2) (a) 1. b. to (2) (a) 1. a., Register, January, 1980, No. 289, eff. 2-1-80.

FP Ind 51.20 Fire escapes. (1) **LOCATION.** Every fire escape shall be so located as to lead directly to a street, alley, or open court connected with a street.

(a) Every fire escape shall be placed against a blank wall if possible. If such a location is not possible then every wall opening which is less than 6 feet distant horizontally from any tread or platform of the fire escape shall be protected by a fire-resistive window for moderate fire exposure or by a fire-resistive door as specified in ss. Ind 51.047 and 51.048.

(2) **EXITS TO FIRE ESCAPES.** Every fire escape shall be accessible from a public passageway or shall be directly accessible from each occupied room. Exits to fire escapes shall be standard exit doors as specified in s. Ind 51.15, except that doors to "A" fire escapes may be not less than 2 feet 6 inches wide.

(3) **DESIGN AND FABRICATION.** Each part of every fire escape (except counterweights for balanced stairways) shall be designed and constructed to carry a live load of 100 pounds per square foot of horizontal

Register, December, 1981, No. 312
Building and heating, ventilating
and air conditioning code

area over the entire fire escape. Each part of every fire escape shall be designed and constructed in accordance with the requirements of s. Ind 53.50, except that the unit stresses therein specified shall be reduced by one-fourth. The minimum sections and sizes specified below shall be increased whenever necessary so that under full load the allowable unit stresses will not be exceeded.

(a) No other material than wrought iron, soft steel or medium steel shall be used for any part of a fire escape, except for weights, separators and ornaments. No bar material less than $\frac{1}{4}$ inch thick shall be used in the construction of any fire escape, except for separators, ornaments, structural shapes over 3 inches and rigidly built up treads and platforms of approved design. In the fabrication of a fire escape, all connections or joints shall be made by riveting, bolting or welding in an approved manner. All bolts or rivets, except for ornamental work, shall be not less than $\frac{3}{8}$ inch in diameter.

(4) PLATFORMS. Each platform on an "A" fire escape shall be at least 28 inches wide; each platform on a "B" fire escape shall be at least 3 feet 4 inches wide. Such widths shall be the clear distance between stringers, measuring at the narrowest point. Each platform shall extend at least 4 inches beyond the jambs of exit opening. The above minimum widths and lengths shall be increased, wherever necessary, so that no exit door or window will, when open, block any part of the required width of the fire escape. Every platform shall consist of either,

(a) Flat bars on edge, not less than $1 \times \frac{1}{4}$ inch, but not less than $1\frac{1}{4} \times \frac{1}{4}$ inch where bolts and separators are used except that platforms and treads constructed of flat bars on edge may be made of material $\frac{3}{16}$ inch in thickness provided the material is galvanized after fabrication. Bars shall not be spaced more than $1\frac{1}{4}$ inches, center to center.

(b) $\frac{1}{2}$ inch or $\frac{3}{8}$ inch square bars with sharp edge up, not more than $1\frac{1}{2}$ inches, center to center.

(c) $\frac{3}{8}$ inch round bars, not more than $1\frac{1}{2}$ inches, center to center.

(d) Platform and treads may be solid if covered by a roof.

(e) The platform frame shall consist of not less than $2 \times \frac{3}{8}$ inch flat bars on edge or equivalent, provided the brackets are not more than 4 feet apart. If brackets are more than 4 feet apart, the frame shall be correspondingly stronger and stiffer. Every platform wider than 30 inches, if made of square or round bars, shall have a third frame bar through the center; if made of flat bars, the platform shall have separators and bolts through the center. Frame bars shall not project more than $\frac{1}{4}$ inch above platform bars, except around the outside of platform.

(f) There shall be a platform at each story above the first, and intermediate platforms if floors are more than 18 feet apart vertically.

(g) Platforms shall not be more than 8 inches below the door sill.

(5) BRACKETS. Brackets for a 28 inch or 30 inch platform, when spaced not more than 4 feet apart, shall be made of not less than $\frac{3}{8}$ inch square bars or $1\frac{1}{2} \times 1\frac{1}{2} \times \frac{1}{4}$ inch angles; such bars or angles shall be larger if the platform is wider or if the brackets are farther apart. Each bracket shall

be fastened at the top to the wall by a through bolt (at least $\frac{7}{8}$ inch diameter), nut, and washer (at least 4 inch diameter). The slope of the lower bracket bar shall be not less than 30° with the horizontal. The lower bar shall have a washer or shoulder to give sufficient bearing against the wall.

(a) The strength of the wall to which brackets are to be attached shall be carefully considered in determining the spacing, shape and inside connection of brackets, so that under full load the wall will not be unduly strained. Where it is necessary to install brackets adjacent to wall openings they shall be located at a suitable distance therefrom, or the wall shall be properly reinforced.

(6) STAIRWAYS. (a) Each stairway of an "A" fire escape shall be at least 24 inches wide between stringers; such stairway shall have a uniform rise of not more than 8 inches and a uniform run of not less than 8 inches.

(b) Each stairway of a "B" fire escape shall be at least 3 feet 4 inches wide between stringers; such stairway shall have a uniform rise of not more than 8 inches, and a uniform run of not less than 9 inches.

1. The rise is the vertical distance from the extreme edge of any step to the corresponding extreme edge of the next step. The run is the horizontal distance between the same points.

(c) Stairway stringers shall consist of either:

1. A 5 inch channel or larger.
2. Two angles $2 \times 2 \times \frac{1}{4}$ inch or larger.
3. Two flat bars $2 \times \frac{3}{8}$ inch or larger.
4. One flat bar $6 \times \frac{1}{4}$ inch or larger.

5. If 2 angles or 2 flat bars are used, they shall be properly tied together by lattice bars, vertical as well as horizontal. If flat bars are used, every stairway of more than 10 risers shall have lateral bracing. The connection of stringers to platform, at top and bottom, shall be at least equal in strength to the stringers and shall safely carry the full live and dead loads. If stringers are carried by intermediate brackets, the stringers shall have a horizontal bearing on the brackets and shall be properly and securely connected thereto.

6. Treads shall consist of either flat or square bars, (not round), of the size and spacing specified for platforms. An "A" tread shall consist of at least 6 square bars, or 7 flat bars. A "B" tread shall consist of at least 7 square bars, or 8 flat bars. A "B" tread made of flat bars shall have separators and bolt through the center. A "B" tread made of square bars shall be trussed.

7. Treads and platforms may be solid if covered by a roof.

(7) BALANCED STAIRWAY. All "B" fire escapes, and all fire escapes on schools, theaters, assembly halls, hospitals, nursing homes, residential care institutions, group foster homes, and homes for the elderly either shall reach to the ground or shall have a balanced stairway reaching to

the ground. "A" fire escapes which are not on schools, theaters, assembly halls, hospitals, nursing homes, residential care institutions, group foster homes and homes for the elderly may terminate in a platform at least 3 feet long, located not more than 10 feet above the ground and does not serve more than 8 persons.

(8) **RAILINGS.** A railing at least 42 inches in height measuring vertically from the floor of the platform, shall be provided on all open sides of platforms. Railings at least 36 inches in height, measuring vertically from the nose of the treads, shall be provided on the open sides of all stairways and on both sides of balanced stairways. Either a railing or a handrail fastened to the wall shall be provided on each side of all "B" fire escape stairways. Railings on fire escapes subject to use by children shall have intermediate rails or an ornamental pattern designed to prevent the passage of an object with a diameter larger than 9 inches. Railings on fire escapes not subject to use by children shall be provided with 2 uniformly spaced intermediate rails.

(a) Every railing shall have posts, not more than 5 feet apart made of not less than $1\frac{1}{2}$ x $1\frac{1}{2}$ x $\frac{1}{4}$ inch angles or tees, or $1\frac{1}{4}$ inch pipe; top rail not less than $1\frac{1}{4}$ x $1\frac{1}{4}$ x $\frac{1}{4}$ inch angle or equivalent; center rail not less than $1\frac{1}{4}$ x 5/16 flat bar or equivalent. All connections shall be such as to make the railing stiff; 2 bolts ($\frac{3}{8}$ inch or larger) shall be used at the foot of each post wherever possible, or at least one $\frac{1}{2}$ inch bolt shall be used. Railing shall be continuous. No projections on the inside of the railing shall be permitted. Where a railing returns to the wall, it shall be fastened thereto with a through bolt (at least $\frac{3}{8}$ inch diameter), nut, and washer; or (in reinforced concrete) with an approved insert; or the railing shall be made equally secure with a diagonal brace extending at least 3 feet horizontally and 3 feet vertically.

(b) All outside railings which are more than 60 feet above grade shall be at least 6 feet high, measuring vertically from floor of platform or from nose of step. Such railings shall be of special design approved by the department, having not less than 4 longitudinal rails, and vertical lattice bars not more than 8 inches apart, and proper stiffening braces or brackets.

(9) **LADDER TO ROOF.** Every fire escape which extends higher than the second floor shall be provided with a ladder leading from the upper platform to the roof, unless the fire escape stairway leads to the roof. The ladder shall have stringers not less than $1\frac{1}{4}$ inch pipe, or not less than 2 x $\frac{3}{8}$ inch flat bars, at least 17 inches apart in the clear. The rungs shall be not less than $\frac{1}{2}$ inch square or $\frac{3}{8}$ inch round bars, 14 inches center to center. The stringers shall be securely tied together at intervals no greater than every fifth rung. The stringers of each ladder shall extend not less than 4 feet above the roof coping and return to within 2 feet of the roof, with the top rung of the ladder level with the coping.

(10) **OTHER TYPES OF FIRE ESCAPES.** Sliding or chute fire escapes may be used, upon the approval of the department of industry, labor and human relations, in place of "A" or "B" fire escapes. Every sliding fire escape shall be provided with a ladder constructed as in sub. (9), extending from 5 feet above grade, to 4 feet above the roof coping.

History: 1-2-56; am. Register, December, 1962, No. 84, eff. 1-1-63; am. (1) (a), Register, February, 1971, No. 182, eff. 7-1-71; am. (7), Register, February, 1971, No. 182, eff. 3-1-71; r.

Register, December, 1981, No. 312
Building and heating, ventilating
and air conditioning code

and recr. 51.20 (1) (a) eff. 8-1-71 and exp. 1-1-72 and cr. (1) (a) eff. 1-1-72, Register, July, 1971, No. 187; am. (1) (a), Register, June, 1972, No. 198, eff. 7-1-72; am. (3) (intro. par.), Register, December, 1974, No. 228, eff. 1-1-75; am. (1) (a), Register, December, 1975, No. 240, eff. 1-1-76; am. (8) (intro.), Register, January, 1980, No. 289, eff. 2-1-80; am. (8) (b), Register, December, 1981, No. 312, eff. 1-1-82.

FP Ind 51.21 Standpipe and hose systems. (1) GENERAL REQUIREMENTS. All required standpipe and hose systems shall meet the requirements of this section.

Note: The department will accept installations conforming to the latest edition of NFPA No. 14—Standard for Installation of Standpipe and Hose Systems.

(2) **CLASSES OF SERVICE.** (a) *Class I - Fire department standpipes.* For use by fire departments and those trained in handling heavy fire streams from a 2½-inch hose.

(b) *Class II - First-aid standpipes.* For use primarily by occupants of a building until the arrival of the fire department (1½-inch hose).

(c) *Class III - Combination fire department and first-aid standpipes.* For use by either fire departments and those trained in handling heavy hose streams or by the building occupants.

(3) **CLASS I - FIRE DEPARTMENT STANDPIPES.** (a) *Where required.* Fire department standpipes shall be provided for all buildings exceeding 60 feet in height.

1. Required standpipes shall be installed as construction progresses, to make them available for fire department use in the topmost floor constructed. Temporary standpipes may be provided in place of permanent standpipes during the period of construction when approved by the local fire department.

(b) *Number of standpipes.* Standpipes shall be sufficient in number so that any part of every floor area can be reached within 30 feet by a nozzle attached to 100 feet of hose connected to the standpipe in an un-sprinklered building and 150 feet of hose in a sprinklered building.

(c) *Cross connections.* When 2 or more standpipes are required, they shall be cross connected and equipped with individual control valves. All control valves shall be of an approved indicating type valve. The valves shall be located so that the water supply to any standpipe riser can be shut off without interrupting the water supply to the remaining standpipes and be readily accessible to the fire department.

(d) *Location of outlets.* Hose outlets shall be located in stairway enclosures. Where stairways are not enclosed, outlets shall be at the inside of outside walls, within one foot of a smokeproof tower, interior stairway or fire escape. In buildings containing large interior areas, standpipes may be located at accessible interior locations.

(e) *Protection of standpipes.* Standpipes shall be protected against mechanical and fire damage. Dry standpipes shall be visible for inspection and not concealed.

Note: It is not the intent of this section to require standpipes to be protected with an hourly rated fire protection.

Register, December, 1981, No. 312
Building and heating, ventilating
and air conditioning code

(f) *Size.* No required standpipe shall be less than 4 inches in diameter, and not less than 6 inches in diameter for standpipes in excess of 100 feet in height unless the building is completely sprinklered and the standpipe system is hydraulically designed in accordance with the requirements of sub. (6).

(g) *Hose valves and connections.* An approved 2½-inch hose-connection valve shall be located at each story, not less than 3 feet nor more than 6 feet above the floor level. Hose-connection valves shall be equipped with a tight-fitting cap on a chain and having lugs for a spanner wrench. When the building is completely sprinklered, and class II service is omitted, each standpipe outlet location shall be equipped with a 2½-inch hose valve, a 2½-inch by 1½-inch reducer, and a cap with an attached chain.

(h) *Hose threads.* All threads on hose connections shall be of national standard dimensions.

Note: Section 213.15, Stats., requires that all hose connections be fitted with the national standard hose threads adopted by the national fire protection association.

(i) *Fire department connection.* An approved fire department connection shall be installed on a 4-inch or larger pipe connection with each standpipe system. The connection shall be marked "Standpipe". If automatic fire sprinklers are also supplied by the hose connection, the sign shall read "Standpipe and Automatic Sprinkler". The elevation of the connection may be not less than 18 inches nor more than 42 inches above the sidewalk or ground. If municipal water is available at the building site, the fire department connection shall be located as close as possible to and within 150 feet of any fire hydrant.

(j) *Automatic water supply.* An automatic water supply for a wet standpipe system shall be designed to provide not less than the following capacity from top outlets at not less than 65 psi flowing pressure for a period of 30 minutes; 500 gpm for a single standpipe; 750 gpm for 2 interconnected standpipes; 1,000 gpm for larger systems. Any of the following supplies will be acceptable:

1. Public waterworks system where pressure and discharge capacity are adequate;
2. Approved automatic fire pump (or pumps);
3. Pressure tank;
4. Gravity tank;
5. Approved manually controlled fire pump operated by remote control devices at each hose outlet; or
6. Reservoirs.

(k) *Dry standpipes.* If only one standpipe is required, a dry standpipe may be used. A dry standpipe shall be limited to a single riser and shall not exceed 150 feet in height.

(4) CLASS II - FIRST-AID STANDPIPES. (a) *Where required.* First-aid standpipes shall be provided as required by the occupancy chapters of this code.

Note: See ss. Ind 54.15, 55.33, 56.20 and 57.21.

(b) *Number and location.* Standpipes shall be sufficient in number so that any part of every floor area, including basements, can be reached within 30 feet by a nozzle attached to not more than 100 feet of hose connected to a standpipe.

1. Hose outlets shall be located in occupied areas and preferably in corridors or at interior columns.

(c) *Size.* No required standpipe shall be less than 2 inches in diameter for buildings 4 or less stories or 50 feet in height, and not less than 2½ inches in diameter for buildings exceeding 4 stories or 50 feet in height.

(d) *Hose valves and connections.* An approved 1½-inch hose valve shall be located not more than 5 feet above the floor level. Where the static pressure at any standpipe hose outlet exceeds 100 psi, an approved device shall be installed at the outlet to reduce the pressure with the required flow at the outlet to not more than 100 psi.

(e) *Hoses.* Not more than 100 feet of hose shall be attached to each outlet. Hoses shall be of an approved type, 1½-inches in diameter, with ½-inch solid stream or combination nozzle attached, and shall be located in approved cabinets, racks or reels. In locations where the use of a solid stream may contribute to the spread of fire by scattering the burning material or where the existence of flammable liquids make the use of spray stream desirable, combination nozzles which give a spray or a solid stream shall be provided instead of ½-inch nozzles.

(f) *Water supply.* An automatic water supply shall be provided. The water supply shall be designed for 100 gpm for 30 minutes with 65 psi flowing pressure at the top outlet. The water supply may be from a city connection, gravity tank, pressure tank or pump.

Note #1: The department will permit the domestic water supply to service class II standpipes provided no intervening control valves are installed to interrupt the service of the standpipe and a check valve is installed to prevent contamination of the domestic water supply.

Note #2: The department will permit pumps, other than fire pumps, provided the water supply meets the requirements of s. Ind 51.21 (4) (f).

Note #3: See ch. H 62, Wis. Adm. Code, for requirements pertaining to cross connections.

(5) **CLASS III — COMBINED FIRE DEPARTMENT AND FIRST-AID STANDPIPES.** (a) *Where permitted.* The features of class I and II service may be combined in a single system if served by an acceptable automatic water supply conforming to the requirements of sub. (3) (j).

(b) *Requirements.* Class III standpipes shall conform to the requirements of class I service except that 1½-inch outlets with a hose and 2½-inch outlets shall be provided on each floor and shall be installed to the requirements of the respective classes of service.

(6) **COMBINED AUTOMATIC SPRINKLER AND STANDPIPE SYSTEM.** (a) *Definition.* A combined system is a system where the vertical water piping serves both the automatic sprinkler system and the 2½-inch hose outlets of the standpipes used by the fire department. The combined system shall comply with the automatic sprinkler requirements of s. Ind 51.23 and the standpipe and hose requirements of s. Ind 51.21.

(b) *Water supply and riser size.* The minimum water supply and riser size for a combined system shall comply with the requirements of sub. (3) (f) and (j), except the minimum water supply for a combined system for a completely sprinklered, light hazard occupancy building shall be 500 gallons per minute. When the building is completely sprinklered, the risers may be sized by hydraulic calculations.

Note: NFPA No. 13—Standard for Installation of Sprinkler Systems, defines light hazard occupancy as occupancies where the quantity and/or combustibility is low and fires with relatively low rates of heat release are expected, such as: churches; clubs; educational; hospitals; institutional; libraries, except large stack rooms; museums; nursing or convalescent homes; offices, including data processing; residential; restaurant seating areas; theaters and auditoriums, excluding stages and prosceniums.

(c) *Connections.* Each connection from a vertical riser of a combined system shall be provided with an individual control valve of the same size as the outlet.

(7) **MAINTENANCE.** Standpipe systems and equipment, whether required by this code or not, shall be maintained in an operable condition.

History: 1-2-56; r. and recr. Register, December, 1976, No. 252, eff. 1-1-77; am. (7), Register, December, 1978, No. 276, eff. 1-1-79; am. (3) (i), Register, June, 1983, No. 330, eff. 7-1-83.

Ind 51.22* Fire extinguishers. (1) **GENERAL.** All required fire extinguishers shall be approved by the department, and shall comply with the provisions of NFPA No. 10-1978 — Standard for Portable Fire Extinguishers. **FP**

(2) **INSTALLATION.** Fire extinguishers as specified in chs. Ind 54-62 shall be installed as specified in NFPA No. 10-1978 — Standard for Portable Fire Extinguishers.

(3) **MAINTENANCE.** All portable fire extinguishers, whether required by chs. Ind 54-62 or not, shall be maintained in operable condition as specified in NFPA No. 10-1978 — Standard for Portable Fire Extinguishers.

History: 1-1-56; am. Register, October, 1967, No. 142, eff. 11-1-67; r. and recr. Register, December, 1981, No. 312, eff. 1-1-82.

Ind 51.23 Automatic sprinklers. (1) **GENERAL REQUIREMENTS.** (a) All automatic fire sprinkler systems shall be designed and installed in accordance with NFPA No. 13-1980, Standard for the Installation of Sprinkler Systems.

(b) The sprinkler system shall be so installed and maintained as to provide complete coverage for all portions of the building.

(c) Reinstallation of used sprinkler heads shall be prohibited.

(d) Approved secondhand devices other than sprinkler heads may be installed by special permission of the department.

Note: The department will accept equipment, materials and devices listed or labeled by Underwriters' Laboratories or approved by Factory Mutual. Other testing laboratories or inspection agencies will be recognized as an approved agency if accepted in writing by the department.

*See Appendix A for further explanatory material.

Register, June, 1983, No. 330
Building and heating, ventilating
and air conditioning code

FP (2) **WATER SUPPLY.** (a) Approved automatic water supplies for the sprinkler system recognized by the department are listed below:

1. City water main;
2. Gravity or pressure tank;
3. Ground storage reservoir; or
4. Natural bodies of water approved by the department (lakes, rivers, streams, etc.).

(b) If the water supply has inadequate pressure, an approved fire pump or tank shall be provided. The design and installation of water supply facilities for gravity tanks, fire pumps, reservoirs or pressure tanks, and underground piping shall conform to NFPA No. 22, Standard for Water Tanks for Private Fire Protection; NFPA No. 20, Installation of Centrifugal Fire Pumps; and NFPA No. 24, Outside Protection [Ind 51.27 (7a)].

(3) **BASEMENT SPRINKLERS.** Every basement sprinkler system shall also include sprinklers in all shafts (except elevator shafts) leading to the story above.

(4) **FIRE DEPARTMENT CONNECTION.** Every sprinkler system shall have an approved fire department connection as specified in NFPA 13-1980. The connection shall be marked "Sprinkler". If standpipes are also supplied by the hose connection, the sign shall read "Standpipe and Automatic Sprinkler". The elevation of the connection shall be not less than 18 inches nor more than 42 inches above the sidewalk or ground. If municipal water is available at the building site, the fire department connection shall be located as close as possible to and within 150 feet of any fire hydrant.

(5) **SPRINKLER ALARMS.** Every sprinkler system shall be provided with a suitable audible alarm. In all buildings over 60 feet in height, each sprinkler system on each floor shall be equipped with a separate water flow device connected to an alarm system.

(6) **MAINTENANCE.** All installed automatic sprinkler systems, whether required by this code or not, shall be properly maintained for efficient service pursuant to NFPA No. 13A-1981—Standard for the Care and Maintenance of Sprinkler Systems. Owners or operators shall be responsible for the condition of their sprinkler system and shall use due diligence in keeping the system in good operating condition. A copy of the inspection report as specified in NFPA No. 13A-1981 shall be kept and shall be made available, upon request, to the department or its authorized deputies.

Note: See ss. ILHR 81.10 (6) and ILHR 81.11 (9) and s. 145.165, Stats., for additional requirements pertaining to maintenance and repair or automatic fire sprinkler systems.

(7) **PARTIAL AUTOMATIC FIRE SPRINKLER SYSTEMS.** Partial automatic fire sprinkler systems may be connected without a fire department connection to the domestic water supply service or a first-aid standpipe or a fire department standpipe provided the following conditions are satisfied:

- (a) The number of sprinkler heads per building does not exceed 20;

Register, June, 1983, No. 330
Building and heating, ventilating
and air conditioning code

(b) The connection is equipped with an approved indicating valve with a monitor or an approved locking device and a check valve;

(c) The water pressure and volume is adequate to supply the required flow of the largest number of sprinkler heads in any one of the enclosed areas; and

(d) An audible alarm is provided to sound when the system is in operation.

Note: See ch. ILHR 82 for requirements pertaining to cross connections.

(8) **SUBSTITUTE AUTOMATIC FIRE SUPPRESSION SYSTEMS.** When approved by the department, substitute automatic fire suppression systems may be used in lieu of an automatic fire sprinkler system in areas where the use of water could cause unusual damage to equipment, or where water may have a limited effect or may be hazardous to use because of the nature of processes involved.

History: 1-2-56; r. and recr. Register, December, 1974, No. 228, eff. 1-1-75; cr. (7) (a), Register, December, 1976, No. 252, eff. 1-1-77; am. (6), Register, December, 1981, No. 312, eff. 1-1-82; r. and recr. (1), (4), (6) and (7), cr. (8), Register, June, 1983, No. 330, eff. 7-1-83.

Ind 51.24 Fire alarm systems. Interior fire alarm systems required under ss. Ind 54.17, 56.19 and 57.17 shall be designed and constructed in conformity with the following requirements:

(1) All such alarm systems shall consist of operating stations on each floor of the building, including the basement, with bells, horns, or other approved sounding devices which are effective throughout the building. The system shall be so arranged that the operation of any one station will actuate all alarm devices connected to the system except in the case of a presignal system. Fire alarms shall be readily distinguishable from any other signalling devices used in the building. A system designed for fire alarm and paging service may be used if the design is such that fire alarm signals will have precedence over all others;

(a) In all buildings where a fire alarm system and a complete automatic sprinkler system are required, a water flow detecting device shall be provided to actuate the fire alarm system.

(2) Every fire alarm system shall be electrically operated or activated by non-combustible, nontoxic gas. Electrically operated systems shall be operated on closed circuit current under constant electrical supervision, so arranged that upon a circuit opening and remaining open or in case of a ground or short circuit in the undergrounded conductor, audible trouble signals will be given instantly. Gas-activated systems shall be mechanically supervised and under constant gas pressure, so arranged that in case of a pressure drop an audible trouble signal will be given instantly. Means shall be provided for testing purposes;

(3) (a) Except as provided in par. (b), coded fire alarm systems shall be provided in buildings more than 3 stories in height and the systems shall be so arranged that the code transmitted shall indicate the location and story of the structure in which the signal originated;

(b) The department shall approve noncoded continuous sounding fire alarm systems under constant electric or gas activated supervision in apartment buildings.

(4) Operating stations shall be prominently located in an accessible position at all required exit doors and required exit stairways. Operating stations shall be of an approved type and shall be conspicuously identified. All such operating stations shall be of a type, which after being operated, will indicate that an alarm has been sent therefrom until reset by an authorized means. (Operating stations having a "Break Glass" panel will be acceptable. On coded systems having a device to permanently record the transmission of an alarm, "Open Door" type stations may be used). The fire alarm operating stations shall be mounted not less than 3 feet nor more than 4 feet above the finished floor as measured from the floor to the center of the box;

(5) All such alarm systems shall be tested at least once a week and a record of such tests shall be kept; FP

(6) Existing fire alarm systems that are effective in operation will be accepted if approved by the department;

(7) The gas for operation of non-combustible, non-toxic gas activated fire alarm systems shall be supplied from approved pressure cylinders

on the premises. The cylinders shall have sufficient capacity and pressure to properly operate all sounding devices connected to the system for a period of not less than 10 minutes. Cylinders shall be removed for recharging immediately after use and shall be replaced by fully charged cylinders;

(8) Spare cylinders shall be kept on the premises at all times for immediate replacement and separate cylinders for testing shall be incorporated in the system;

(9) Tubing in connection with non-combustible, non-toxic gas activated fire alarm systems shall be installed in rigid metal conduit, flexible metal conduit, or surface metal raceways where subject to mechanical injury. Non-corrosive metallic tubing not less than 3/16" in diameter which will withstand a bursting pressure of not less than 500 pounds per square inch shall be used. The maximum length of 3/16" tubing shall not exceed 300 feet between charged cylinders. All tubing and other component parts shall be installed by skilled workers in accordance with the provisions of this code; and

Note: See Wisconsin State Electrical Code, Volume 2, ch. ILHR 16, Wis. Adm. Code.

(10) **MAINTENANCE.** All fire alarm systems, whether required by this code or not, shall be maintained in an operable condition.

History: 1-2-56; am. (4) (a), Register, November, 1963, No. 95, eff. 12-1-63; am. Register, August, 1964, No. 104, eff. 9-1-64; r. (10), (11) and (12), Register, December, 1976, No. 240, eff. 1-1-76; cr. (1) (a) and am. intro. and (2), Register, December, 1976, No. 252, eff. 1-1-77; am. (intro.) and (4), r. (3) (a), Register, January, 1980, No. 289, eff. 2-1-80; am. (3) and (6), cr. (10), Register, December, 1981, No. 312, eff. 1-1-82.

Ind 51.245 Smoke detectors. (1) **GENERAL REQUIREMENTS.** All required smoke detectors shall be approved by the department and shall comply with the provisions of NFPA No. 72E-1978 — Standard on Automatic Fire Detectors or NFPA No. 74-1980 — Household Fire Warning Equipment.

FP (2) **INSTALLATION.** (a) Smoke detectors and smoke detector systems shall be installed in accordance with the provisions of NFPA No. 72E-1978 — Standard on Automatic Fire Detectors or NFPA No. 74-1980 — Household Fire Warning Equipment and in accordance with the manufacturer's directions and specifications.

(b) Except as provided in s. Ind 57.16 (2) (b), all smoke detectors interconnected with each other or with the manual fire alarm system shall be installed in accordance with the provisions of NFPA No. 72A-1979 — Standard for the Installation, Maintenance and Use of Local Protective Signaling Systems for Guard's Tour, Fire Alarm and Supervisory Service. Where smoke detectors are interconnected with the manual fire alarm system, the smoke detectors shall be wired in accordance with the provisions specified in s. ILHR 16.34, Wis. Adm. Code.

FP (3) **MAINTENANCE.** (a) The owner shall be responsible for maintaining the smoke detectors and the smoke detection system in good working order.

(b) Tenants shall be responsible for informing the owner, in writing, of any smoke detector malfunction, including the need for a new battery.

Register, October, 1982, No. 322
Building and heating, ventilating
and air conditioning code

(c) The owner shall have 5 days upon receipt of written notice from the tenant to repair or replace the smoke detector or replace the battery. The owner shall check batteries at the beginning of a new lease and shall replace the battery at least annually.

(d) The owner shall furnish to the tenant written notice of the responsibilities of the tenant and the obligations of the owner regarding smoke detector maintenance.

History: Cr. Register, December, 1981, No. 312, eff. 1-1-82; am. (2) and (3) (c), Register, October, 1982, No. 322, eff. 11-1-82.

Ind 51.25 Adoption of ASTM standards. Pursuant to s. 227.025, Stats., the attorney general and the revisor of statutes have consented to the incorporation by reference of the following standards of the American Society of Testing and Materials (ASTM), 1916 Race Street, Philadelphia, PA 19103. Copies of the standards in reference are on file in the offices of the department, the secretary of state, and the revisor of statutes.

(1) GENERAL REQUIREMENTS FOR ROLLED STEEL PLATES, SHAPES, SHEET PILING AND BARS FOR STRUCTURAL USE. Part 4 ASTM Designation A6-80a.

(2) STRUCTURAL STEEL. Part 4 ASTM Designation A36-77a.

(3) COLD-DRAWN STEEL WIRE FOR CONCRETE REINFORCEMENT. Part 4 ASTM Designation A82-79.

(4) ZINC-COATED (GALVANIZED) IRON OR STEEL FARM-FIELD AND RAILROAD RIGHT-OF-WAY WIRE FENCING. Part 3 ASTM Designation A116-73 (1978).

(5) ZINC COATING (HOT-DIP) ON IRON AND STEEL HARDWARE. Part 3 ASTM Designation A153-80.

(6) DEFORMED AND PLAIN BILLET-STEEL BARS FOR CONCRETE REINFORCEMENT. Part 4 ASTM Designation A615-81.

(7) RAIL-STEEL DEFORMED AND PLAIN BARS FOR CONCRETE REINFORCEMENT. Part 4 ASTM Designation A616-79.

(8) AXLE-STEEL DEFORMED AND PLAIN BARS FOR CONCRETE REINFORCEMENT. Part 4 ASTM Designation A617-79.

(9) GYPSUM. Part 13 ASTM Designation C22-77.

(10) CHEMICAL ANALYSIS OF LIMESTONE, QUICKLIME, AND HYDRATED LIME. Part 13 ASTM Designation C25-79.

(11) STRUCTURAL CLAY LOAD-BEARING WALL TILE. Part 16 ASTM Designation C34-62 (1975).

(12) COMPRESSIVE STRENGTH OF CYLINDRICAL CONCRETE SPECIMENS. Part 14 ASTM Designation C39-72 (1979).

(13) OBTAINING AND TESTING DRILLED CORES AND SAWED BEAMS OF CONCRETE. Part 14 ASTM Designation C42-77.

(14) SAMPLING, INSPECTION, PACKING, AND MARKING OF LIME AND LIMESTONE PRODUCTS. Part 13 ASTM Designation C50-78.

(15) GYPSUM PARTITION TILE OR BLOCK. Part 13 ASTM Designation C52-54 (1977).

(16) CONCRETE BUILDING BRICK. Part 16 ASTM Designation C55-75.

(17) STRUCTURAL CLAY NON-LOAD-BEARING TILE. Part 16 ASTM Designation C56-71 (1976).

(18) STRUCTURAL CLAY FLOOR TILE. Part 16 ASTM Designation C57-57 (1978).

(19) BUILDING BRICK (SOLID MASONRY UNITS MADE FROM CLAY OR SHALE). Part 16 ASTM Designation C62-75a.

(19a) REFRACTORIES FOR INCINERATORS AND BOILERS. Part 17 ASTM Designation C64-72 (1977).

(20) SAMPLING AND TESTING BRICK AND STRUCTURAL CLAY TILE. Part 16 ASTM Designation C67-78.

(21) HOLLOW LOAD-BEARING CONCRETE MASONRY UNITS. Part 16 ASTM Designation C90-75.

(22) MASONRY CEMENT. Part 13 ASTM Designation C91-78.

(23) ABSORPTION AND BULK SPECIFIC GRAVITY OF NATURAL BUILDING STONE. Part 19 ASTM Designation C97-47 (1977).

(24) MODULUS OF RUPTURE OF NATURAL BUILDING STONE. Part 19 ASTM Designation C99-52 (1976).

(24a) GROUND FIRE CLAY AS A REFREACTORY MORTAR FOR LAYING-UP FIRECLAY BRICK. Part 17 ASTM Designation C105-47 (1976).

(25) PHYSICAL TESTING OF QUICKLIME, HYDRATED LIME, AND LIMESTONE. Part 13 ASTM Designation C110-76a.

(28) SAMPLING AND TESTING CONCRETE MASONRY UNITS. Part 16 ASTM Designation C140-75.

(29) AGGREGATE FOR MASONRY MORTAR. Part 16 ASTM Designation C144-76.

(30) SOLID LOAD-BEARING CONCRETE MASONRY UNITS. Part 16 ASTM Designation C145-75.

(31) PORTLAND CEMENT. Part 14 ASTM Designation C150-80.

(32) COMPRESSIVE STRENGTH OF NATURAL BUILDING STONE. Part 19 ASTM Designation C 170-50 (1976).

- (33) HYDRATED LIME FOR MASONRY PURPOSES. Part 13 ASTM Designation C207-79.
- (34) MORTAR FOR UNIT MASONRY. Part 16 ASTM Designation C270-80a.
- (35) GYPSUM CONCRETE. Part 13 ASTM Designation C317-76.
- (36) MICROSCOPICAL DETERMINATION OF AIR-VOID CONTENT AND PARAMETERS OF THE AIR-VOID SYSTEM IN HARDENED CONCRETE. Part 14 ASTM Designation C457-71.
- (37) CHEMICAL ANALYSIS OF GYPSUM AND GYPSUM PRODUCTS. Part 13 ASTM Designation C471-76.
- (38) PHYSICAL TESTING OF GYPSUM PLASTERS AND GYPSUM CONCRETE. Part 13 ASTM Designation C472-79.
- (39) PHYSICAL TESTING OF GYPSUM BOARD PRODUCTS, GYPSUM LATH, GYPSUM PARTITION TILE OR BLOCK, AND PRECAST REINFORCED GYPSUM SLABS. Part 13 ASTM Designation C473-76a.
- (40) MORTAR AND GROUT FOR REINFORCED MASONRY. Part 16 ASTM Designation C476-71 (1976).
- (41) HOLLOW BRICK (HOLLOW MASONRY UNITS MADE FROM CLAY OR SHALE). Part 16 ASTM Designation C652-77.
- (42) TEST FOR RESISTANCE OF CONCRETE TO RAPID FREEZING AND THAWING. Part 14 ASTM Designation C666-80.
- (43) ESTABLISHING STRUCTURAL GRADES AND RELATED ALLOWABLE PROPERTIES FOR VISUALLY GRADED LUMBER. Part 22 ASTM Designation D245-74.
- (44) EVALUATING THE PROPERTIES OF WOOD-BASE FIBER AND PARTICLE PANEL MATERIALS. Part 22 ASTM Designation D1037-78.
- (45) TESTING PILES UNDER AXIAL COMPRESSIVE LOAD. Part 19 ASTM Designation D1143-81.
- (46) CONDUCTING STRENGTH TESTS OF PANELS FOR BUILDING CONSTRUCTION. Part 18 ASTM Designation E72-77.
- (47) TEST FOR SURFACE BURNING CHARACTERISTICS OF BUILDING MATERIALS. Part 18 ASTM Designation E84-80.
- (48) FIRE TESTS OF ROOF COVERINGS. Part 18 ASTM Designation E108-80a.
- (49) FIRE TESTS OF BUILDING CONSTRUCTION AND MATERIALS. Part 18 ASTM Designation E119-80.
- (50) TEST FOR BEHAVIOR OF MATERIALS IN A VERTICAL TUBE FURNACE AT 750° C. Part 18 ASTM Designation E136-79.
- (51) TEST FOR BOND STRENGTH OF MORTAR TO MASONRY UNITS. Part 18 ASTM Designation E149-76.

(52) FIRE TESTS OF DOOR ASSEMBLIES. Part 18 ASTM Designation E152-80.

(53) FIRE TESTS OF WINDOW ASSEMBLIES. Part 18 ASTM Designation E163-80.

(53a) TEST FOR RATE OF AIR LEAKAGE THROUGH EXTERIOR WINDOWS, CURTAIN WALLS AND DOORS. Part 18 ASTM Designation E283-73.

(54) TESTS FOR COMPRESSIVE STRENGTH OF MASONRY PRISMS. Part 18 ASTM Designation E447-74.

(55) TEST FOR CRITICAL RADIANT FLUX OF FLOOR COVERING SYSTEMS USING A RADIANT HEAT SOURCE. Part 18 ASTM Designation E648-78.

History: Cr. Register, October, 1967, No. 142, eff. 11-1-67; cr. (88) to (93), Register, February, 1971, No. 182, eff. 7-1-71; r. (88) to (93) eff. 8-1-71 and recr. (88) to (93) eff. 1-1-72, Register, July, 1971, No. 187; r. and recr., Register, July, 1974, No. 223, eff. 1-1-75; am. (43), Register, December, 1978, No. 276, eff. 1-1-79; cr. (55), Register, May, 1980, No. 293, eff. 6-1-80; am. Register, December, 1981, No. 312, eff. 1-1-82.

Ind 51.26 Adoption of ACI Standards. Pursuant to s. 227.025, Stats., the attorney general and the revisor of statutes have consented to the incorporation by reference of the following standards of the American Concrete Institute (ACI), P. O. Box 19150, Detroit, Michigan 48219. Copies of the standards in reference are on file in the offices of the department, the secretary of state, and the revisor of statutes.

(1) BUILDING CODE REQUIREMENTS FOR REINFORCED CONCRETE. ACI 318-77.

History: Cr. Register, October, 1967, No. 142, eff. 11-1-67; r. and recr., Register, July, 1974, No. 223, eff. 1-1-75; am. (intro.) and (1), Register, January, 1980, No. 289, eff. 2-1-80; r. (2) and (3), Register, December, 1981, No. 312, eff. 1-1-82.

Ind 51.27 Adoption of miscellaneous standards. Pursuant to s. 227.025, Stats., the attorney general and the revisor of statutes have consented to the incorporation by reference of the following standards. Copies of the standards in reference are on file in the offices of the department, the secretary of state, and the revisor of statutes.

(1) Aluminum Association, 818 Connecticut Avenue, N.W., Washington, DC 20006. SPECIFICATIONS FOR ALUMINUM STRUCTURES, Aluminum Construction Manual, Section 1, third edition, April, 1976.

(2) American Institute of Steel Construction, 400 North Michigan Ave., Chicago, Illinois 60611, SPECIFICATION FOR THE DESIGN, FABRICATION AND ERECTION OF STRUCTURAL STEEL FOR BUILDINGS, November 1, 1978; and COMMENTARY ON THE SPECIFICATIONS FOR THE DESIGN, FABRICATION AND ERECTION OF STRUCTURAL STEEL FOR BUILDINGS, November 1, 1978.

(3) American Institute of Timber Construction, 333 West Hampden Ave., Englewood, Colorado 80110, STANDARD SPECIFICATIONS FOR STRUCTURAL GLUED LAMINATED TIMBER OF SOFTWOOD SPECIES, AITC 117-79 — DESIGN; STANDARD

Register, October, 1982, No. 322
Building and heating, ventilating
and air conditioning code

SPECIFICATIONS FOR HARDWOOD GLUED LAMINATED TIMBER, AITC 119-76.

(4) American Iron and Steel Institute, 1000 16th St., NW, Washington, DC 20036, SPECIFICATION FOR THE DESIGN OF COLD-FORMED STEEL STRUCTURAL MEMBERS, September 3, 1980, edition; STAINLESS STEEL COLD-FORMED STRUCTURAL DESIGN MANUAL 1974 edition; MANUAL FOR STRUCTURAL APPLICATIONS OF STEEL CABLES FOR BUILDINGS, 1973 edition.

(5) American National Standards Institute, Inc., 1430 Broadway, New York, NY 10018, SPECIFICATION FOR REINFORCED GYPSUM CONCRETE, ANSI A59.1-1968 (R-1972); SPECIFICATION FOR VERMICULITE CONCRETE ROOFS AND SLABS ON GRADE, ANSI A122.1-1965; PERFORMANCE SPECIFICATIONS AND METHODS OF TESTING FOR SAFETY GLAZING MATERIALS USED IN BUILDINGS, ANSI Z97.1-1975.

(6) American Welding Society, 2501 NW 7th Street, Miami, Florida 33125, STRUCTURAL WELDING CODE, AWS D1.1-81; SPECIFICATION FOR WELDING SHEET STEEL IN STRUCTURES, AWS D1.3-78.

(6a) American Wood Preservers Bureau, 2772 S. Randolph St., P.O. Box 6085, Arlington, Virginia 22206, STANDARD FOR SOFTWOOD LUMBER, TIMBER AND PLYWOOD PRESSURE TREATED WITH WATER-BORNE PRESERVATIVES FOR ABOVE GROUND USE, AWPB standard LP-2, 1980; STANDARD FOR SOFTWOOD LUMBER, TIMBER AND PLYWOOD PRESSURE TREATED WITH WATER-BORNE PRESERVATIVES FOR GROUND CONTACT USE, AWPB standard LP-22, 1980; QUALITY CONTROL PROGRAM FOR SOFTWOOD LUMBER, TIMBER AND PLYWOOD PRESSURE TREATED WITH WATER-BORNE PRESERVATIVES FOR GROUND CONTACT USE IN RESIDENTIAL AND LIGHT COMMERCIAL FOUNDATIONS, AWPB standard FDN, 1980.

(7a) National Fire Protection Association, Batterymarch Park, Quincy, Mass. 02269; STANDARD FOR PORTABLE FIRE EXTINGUISHERS, NFPA No. 10-1978; STANDARD FOR THE INSTALLATION OF SPRINKLER SYSTEMS, NFPA No. 13-1980; STANDARD FOR THE CARE AND MAINTENANCE OF SPRINKLER SYSTEMS, NFPA No. 13A-1981; STANDARD FOR THE INSTALLATION OF CENTRIFUGAL FIRE PUMPS, NFPA No. 20-1980; STANDARD FOR WATER TANKS FOR PRIVATE FIRE PROTECTION, NFPA No. 22-1978; STANDARD FOR OUTSIDE PROTECTION, NFPA No. 24-1977; STANDARD FOR THE INSTALLATION OF OIL-BURNING EQUIPMENT, NFPA No. 31-1978; NATIONAL FUEL GAS CODE, NFPA No. 54-1974; STANDARD FOR CENTRAL STATION PROTECTIVE SIGNALING SYSTEMS, NFPA No. 71-1977; STANDARD FOR THE INSTALLATION, MAINTENANCE AND USE OF LOCAL PROTECTIVE SIGNALING SYSTEMS FOR GUARD'S TOUR, FIRE ALARM AND SUPERVISORY SERVICE, NFPA No. 72A-1979; STANDARD FOR AUXILIARY PROTECTIVE SIGNALING SYSTEMS, NFPA No. 72B-1979; STANDARD FOR REMOTE STATION PROTECTIVE SIGNAL-

ING SYSTEMS, NFPA No. 72C-1975; STANDARD FOR PROPRIETARY PROTECTIVE SIGNALING SYSTEMS, NFPA No. 72D-1979; STANDARD ON AUTOMATIC FIRE DETECTORS, NFPA No. 72E-1978; STANDARD FOR HOUSEHOLD FIRE WARNING EQUIPMENT, NFPA No. 74-1980; MANUAL ON CLEARANCES FOR HEAT PRODUCING APPLIANCES, NFPA No. 89M-1976; STANDARD FOR THE INSTALLATION OF AIR CONDITIONING AND VENTILATING SYSTEMS, NFPA No. 90A-1981; STANDARD FOR CHIMNEYS, FIREPLACES AND VENTS, NFPA No. 211-1980.

(8) National Forest Products Association, 1619 Massachusetts Ave. NW, Washington, D.C. 20036, NATIONAL DESIGN SPECIFICATION FOR WOOD CONSTRUCTION, 1977 edition, with amendments to sections 2.2.5.3, 4.1.7 and 4.2.2, including DESIGN VALUES FOR WOOD CONSTRUCTION, a July, 1981 supplement to the 1977 edition of National Design Specification for Wood Construction; THE ALL-WEATHER WOOD FOUNDATION SYSTEM, BASIC REQUIREMENTS, Technical Report No. 7, Revised 1976, with amendments to section 6.7, including Supplement to Technical Report No. 7, dated June 1, 1977, with amendments to Article 3.3.1 of section 3.3.

(9) Steel Joist Institute, 1703 Parnum Blvd., Suite 204, Richmond, Virginia 23229, STANDARD SPECIFICATIONS, LOAD TABLES AND WEIGHT TABLES FOR STEEL JOISTS AND JOIST GIRDERS, 1981.

(10) Truss Plate Institute, Inc., 2400 East Devon Street, Des Plaines, Illinois 60018, DESIGN SPECIFICATION FOR METAL PLATE CONNECTED WOOD TRUSSES, TPI-78.

(11) American Plywood Association, 7011 South 19th Street, Tacoma, Washington 98460, U.S. PRODUCT STANDARD FOR CONSTRUCTION AND INDUSTRIAL PLYWOOD, PS 1-74.

(12) Superintendent of Documents, U.S. Government Printing Office, Washington, DC 20402, MINIMUM REQUIREMENTS OF CONSTRUCTION AND EQUIPMENT FOR HOSPITALS AND MEDICAL FACILITIES, DHEW PUBLICATION No. (HRA) 79-14500, Revised, August, 1979.

(13) Air Conditioning and Refrigeration Institute, 1815 North Ft. Meyer Drive, Arlington, Virginia 22209, STANDARD FOR AIR FILTER EQUIPMENT, ARI STANDARD 680-80.

(14) American Society of Heating, Refrigerating and Air Conditioning Engineers, 1791 Tullie Circle NE, Atlanta, Georgia 30329, HANDBOOK OF FUNDAMENTALS, 1977; METHODS OF TESTING AIR-CLEANING DEVICES USED IN GENERAL VENTILATION FOR REMOVING PARTICULATE MATTER, ASHRAE STANDARD No. 52-76.

(15) Underwriters' Laboratories, Inc., 333 Pfingsten Road, Northbrook, Illinois 60062, FACTORY MADE AIR DUCT MATERIAL

Register, June, 1983, No. 330
Building and heating, ventilating
and air conditioning code

**AND AIR DUCT CONNECTORS, UL STANDARD No. 181-1981,
sixth edition including revisions dated September 16, 1981.**

History: Cr. Register, July, 1974, No. 223, eff. 1-1-75, am. (5) and (10), cr. (7a), Register, December, 1974, No. 228, eff. 1-1-75; am. (2) and r. (7), Register, December, 1976, No. 252, eff. 1-1-77; cr. (6a) and am. (8), Register, December, 1978, No. 276, eff. 1-1-79; am. (10), Register, February, 1979, No. 278, eff. 3-1-79; am. (2), (6), (7a), (9) and (10), Register, January, 1980, No. 289, eff. 2-1-80; am. (1) and (3) to (10), r. and recr. (11), cr. (12) to (15), Register, December, 1981, No. 312, eff. 1-1-82; cr. (12) to (15), Register, February, 1982, No. 314, eff. 3-1-82; am. (7a), Register, October, 1982, No. 322, eff. 11-1-82; am. (7a), Register, June, 1983, No. 330, eff. 7-1-83.

Register, June, 1983, No. 330
Building and heating, ventilating
and air conditioning code