

NOTICE OF PROPOSED GUIDANCE DOCUMENT

Wisconsin Department of Transportation Long Truck Operators Map DTSD42

Pursuant to Wis. Stat. s. 227.112, the Wisconsin Department of Transportation is hereby seeking comment on the department's Long Truck Operators Map s.348.07(2)(fs), s.348.07(2)(gv), s.348.07(4m), Trans 276.02(fm).

PUBLIC COMMENTS AND DEADLINE FOR SUBMISSION

Comments may be submitted to the Wisconsin Department of Transportation for 21 days by:

1. Department's website: <https://appengine.egov.com/apps/wi/dot/guidance-docs?guidDocId=DTSD42>
2. Mailing written comments to:
Division of Transportation System Development
Wisconsin Department of Transportation
4822 Madison Yards Way
PO Box 7965
Madison, WI 53707-7965

WEBSITE LOCATION OF FINAL GUIDANCE DOCUMENT

The final version of this guidance document will be posted at wisconsin.gov to allow for ongoing comment.

AGENCY CONTACT

dotdtsdguidancedocs@dot.wi.gov

Wisconsin Long Truck Operators Map

Designated Long Truck Routes identified in Trans 276.07



August 2017

- Designated Long Truck Route
- 65' Restricted Truck Route
48' semitrailer, no 53' semitrailers,
no double bottoms
- Other State Highway
- ▲ Rest Area

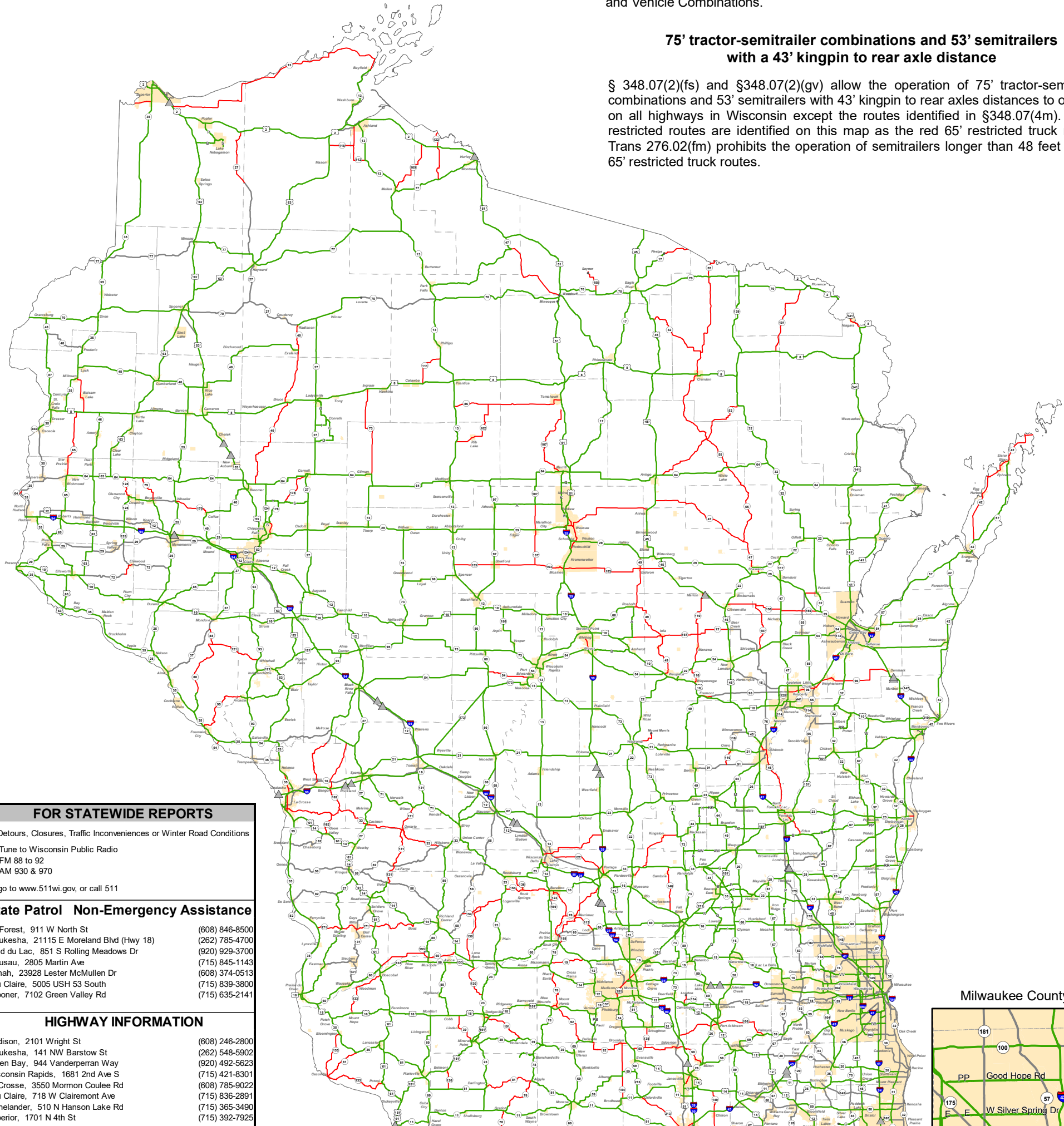
The truck operator map identifies the Wisconsin highways for operation of vehicles and combinations of vehicles the overall lengths of which cannot be limited.

Only the overall length is unlimited on the green designated long truck routes.

The length of the trailers operated as part of the combination may be limited. Trans. 276 clarifies other statutory provisions or federal rules affecting the weight, width, and length of vehicles and combinations of vehicles and the number of vehicles in combination. Wisconsin Truck Operators map conforms to Highways and Transportation Laws and Rules, Chapter Trans. 276, Size and Weight of Vehicles and Vehicle Combinations.

75' tractor-semi-trailer combinations and 53' semitrailers with a 43' kingpin to rear axle distance

§ 348.07(2)(fs) and §348.07(2)(gv) allow the operation of 75' tractor-semi-trailer combinations and 53' semitrailers with 43' kingpin to rear axles distances to operate on all highways in Wisconsin except the routes identified in §348.07(4m). Those restricted routes are identified on this map as the red 65' restricted truck routes. Trans 276.02(fm) prohibits the operation of semitrailers longer than 48 feet on the 65' restricted truck routes.



FOR STATEWIDE REPORTS
Of Detours, Closures, Traffic Inconveniences or Winter Road Conditions
Tune to Wisconsin Public Radio
FM 88 to 92
AM 930 & 970
Or go to www.511wi.gov, or call 511

State Patrol Non-Emergency Assistance
De Forest, 911 W North St (608) 846-8500
Waukesha, 21115 E Moreland Blvd (Hwy 18) (262) 785-4700
Fond du Lac, 851 S Rolling Meadows Dr (920) 929-3700
Wausau, 2805 Martin Ave (715) 845-1143
Tomah, 23928 Lester McMullen Dr (608) 374-0513
Eau Claire, 5005 USH 53 South (715) 839-3800
Spooner, 7102 Green Valley Rd (715) 635-2141

HIGHWAY INFORMATION
Madison, 2101 Wright St (608) 246-2800
Waukesha, 1411 NW Barstow St (262) 548-5902
Green Bay, 944 Vanderperran Way (920) 492-5623
Wisconsin Rapids, 1681 2nd Ave S (715) 421-8301
La Crosse, 3550 Mormon Coulee Rd (608) 785-9022
Eau Claire, 718 W Clairemont Ave (715) 836-2891
Rhinelander, 510 N Hanson Lake Rd (715) 365-3490
Superior, 1701 N 4th St (715) 392-7925
Central Office (Madison), 4802 Sheboygan Ave (608) 266-1273

For current map:
<http://wisconsin.gov/Documents/dmv/shared/truck-routes.pdf>

For current listing:
www.legis.state.wi.us/rsb/code.htm
select: Go to a Code Chapter select: Go to a Code Chapter
select: Trans or Transportation select: Trans or Transportation
select: PDF for 276 select: PDF for 276

Motor Carrier Services
4802 Sheboygan Ave
Madison, WI 53707
<http://wisconsin.gov/Pages/dmv/com-drv-vehs/mtr-car-trkr/>

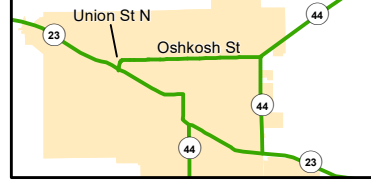
Oversize-overweight permits
(608) 266-7320
Email: oversize-permits.dmv@dot.wi.gov

72-hour trip permits
(608) 266-9900
mailto: irp-ifta@dot.wi.gov
Online application:
wisconsin.gov/Pages/dmv/com-drv-vehs/mtr-car-trkr/trip-permits.aspx

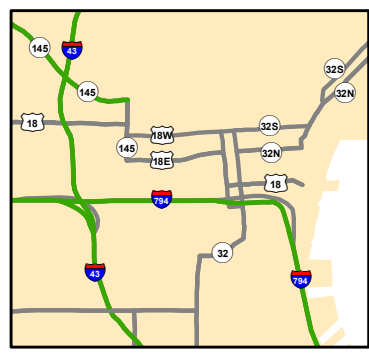
Fond du Lac Detail



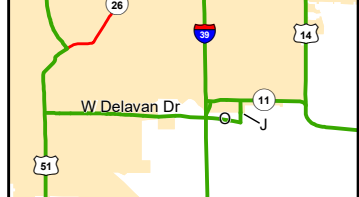
Ripon Detail



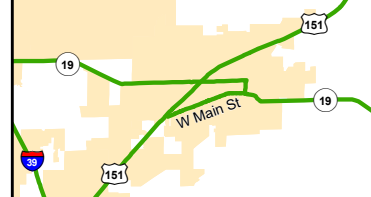
Milwaukee Downtown Detail



Janesville Detail



Sun Prairie Detail



Milwaukee County Detail

