

ALVERNO COLLEGE
BELOIT COLLEGE
CARDINAL STRITCH UNIVERSITY
CARROLL COLLEGE
CARTHAGE COLLEGE
CONCORDIA UNIVERSITY
EDGEWOOD COLLEGE
LAKELAND COLLEGE
LAWRENCE UNIVERSITY
MARIAN COLLEGE



MARQUETTE UNIVERSITY
MILWAUKEE INSTITUTE OF ART & DESIGN
MILWAUKEE SCHOOL OF ENGINEERING
MOUNT MARY COLLEGE
NORTHLAND COLLEGE
RIPON COLLEGE
ST. NORBERT COLLEGE
SILVER LAKE COLLEGE
VITERBO UNIVERSITY
WISCONSIN LUTHERAN COLLEGE

– Wisconsin Legislative Council –

Special Committee on Building Wisconsin's Workforce

Presentation by

Rolf Wegenke, Ph.D., President

Wisconsin Association of Independent Colleges and Universities

August 18, 2008

122 W. Washington Avenue, Suite 700
Madison, WI 53703-2718
www.waicuweb.org

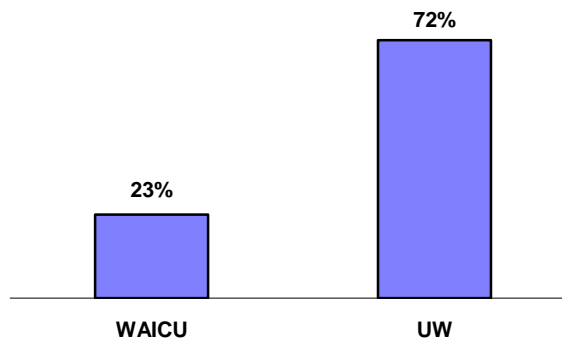
ROLF WEGENKE, Ph.D.
President

Telephone 608.256.7761
FAX 608.256.7065
mail@waicuweb.org

WAICU Statistics for the Special Committee on Building Wisconsin's Workforce August 18, 2008

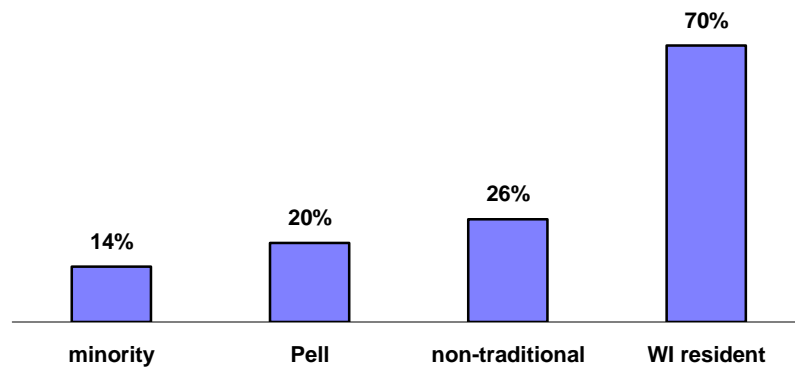
Undergraduate Student Enrollment

Among the 187,578 undergraduate students enrolled in Wisconsin's four-year colleges and universities during fall 2007, WAICU schools accounted for 23% of overall enrollment with 44,023 students.



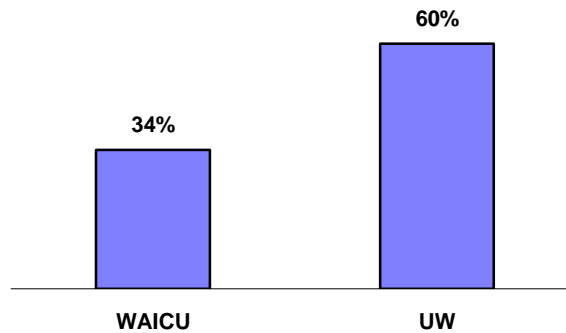
Among WAICU's undergraduate students:

- 14% are from minority groups
- 20% are Pell Grant recipients
- 26% are non-traditional (ages 25 and older)
- 70% are Wisconsin residents



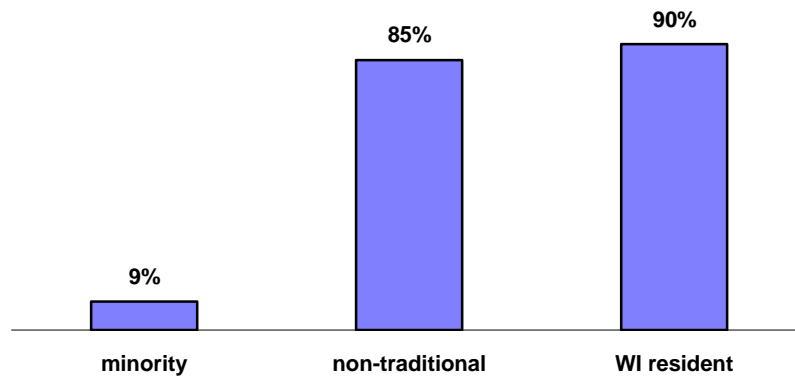
Graduate and Professional Student Enrollment

Among the 40,755 graduate and professional students enrolled in Wisconsin's four-year colleges and universities during fall 2007, WAICU schools accounted for 34% of overall enrollment with 13,983 students.



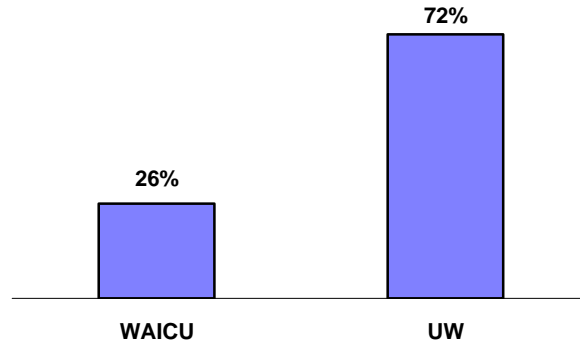
Among WAICU's graduate and professional students:

- 9% are from minority groups
- 85% are non-traditional (ages 25 and older)
- At least 90% are Wisconsin residents

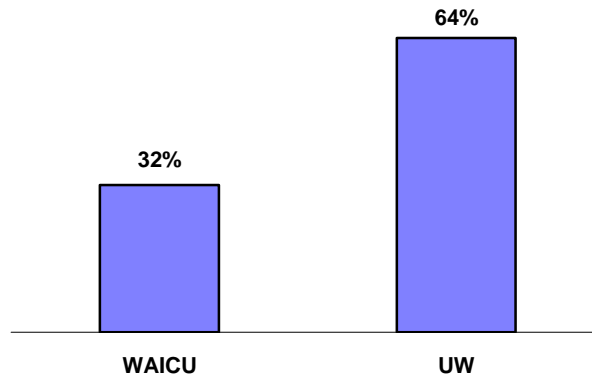


Degrees Awarded

Among the 32,646 baccalaureate graduates from Wisconsin institutions during 2006-07, WAICU schools accounted for 26% of all graduates.

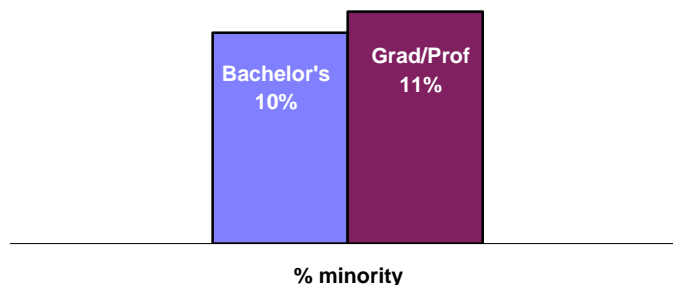


Among the 10,958 graduate and professional degrees conferred at Wisconsin institutions during 2006-07, WAICU schools accounted for 32% of all graduates.



Among the WAICU baccalaureate graduates, 10% were from minority groups.

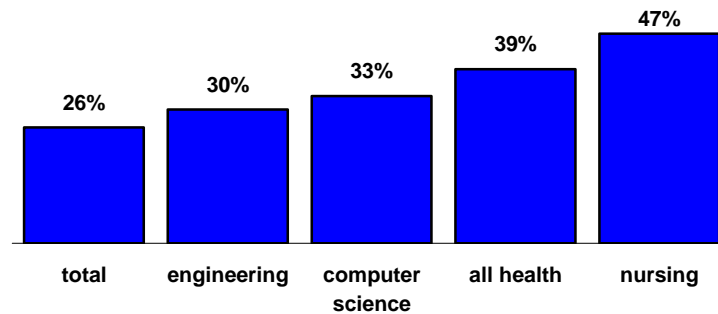
Among the WAICU graduate and professional degree holders, 11% were from minority groups.



Productivity in Key Occupational Areas

Among the 37,037 bachelor's degrees awarded by Wisconsin institutions in 2006-2007 (including both first and second majors), WAICU schools accounted for:

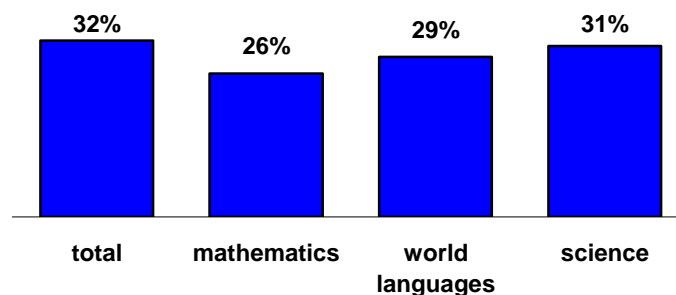
- 26% of all graduates
- 30% of engineering graduates
- 33% of computer science graduates
- 39% of all healthcare graduates
- 47% of nursing graduates



Share of Teacher Certifications

Among the 5,397 Wisconsin teacher certifications awarded in 2004-2005 (the most recent year available), WAICU schools accounted for:

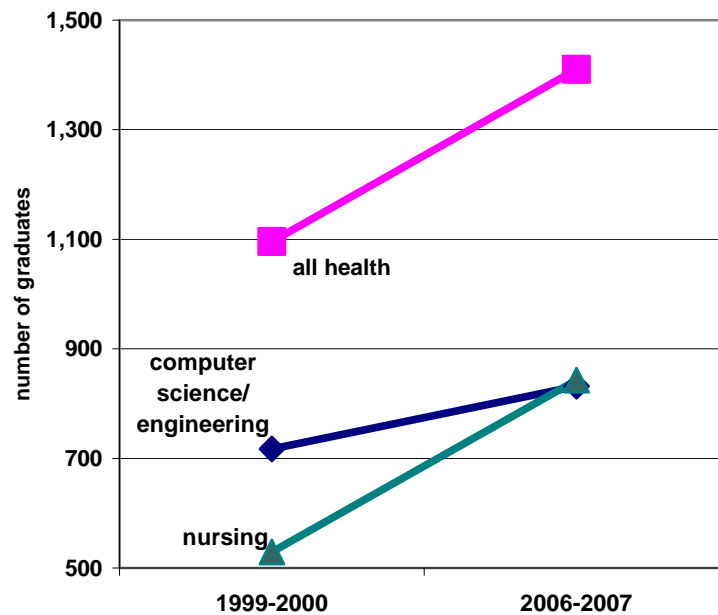
- 32% of all certifications
- 26% of mathematics certifications
- 29% of world language certifications
- 31% of general science certifications



Growth in Key Occupational Areas

Since 1999-2000, WAICU schools have dramatically increased the number of graduates with four-year or higher degrees. The increases are as follows:

- all graduates 39%
- computer science/engineering 16%
- all healthcare 29%
- all nursing 59%, with Master's and Ph.D. 's growing 130%



Notes:

- Pell Recipients data are from the Economic Diversity of Colleges.
- UW residency information is from the UW Office of Policy Analysis and Research; WAICU residency information is from a WAICU institutional survey.
- All other information is based on WAICU analysis of data from the Integrated Postsecondary Education Data System (IPEDS).
- All of Wisconsin's four-year or higher degree granting institutions are considered in this analysis.
- Healthcare is defined as Classification of Instructional Programs (CIP) Code 51, engineering as CIP 14, computer science as CIP 11, and nursing as CIP 51.16. Completions include both first and second majors.