

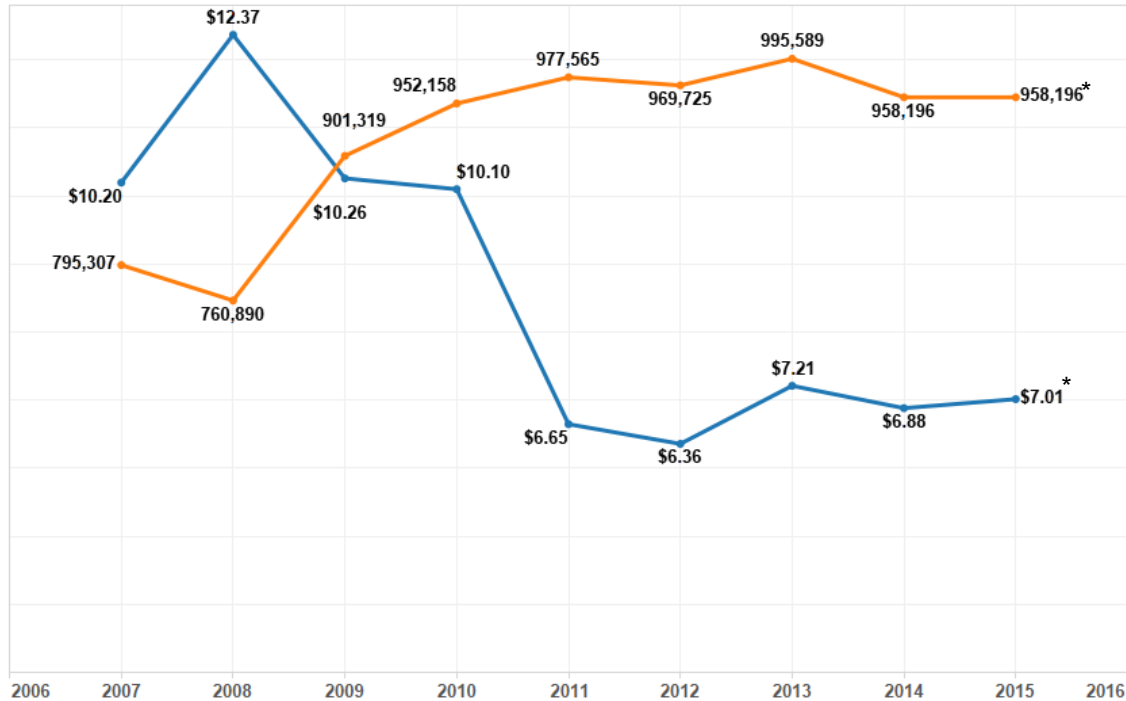


# Wisconsin Study Committee on Access to Civil Legal Services

James J. Sandman  
Legal Services Corporation

September 14, 2016

# Wisconsin Funding per Person Below 125%, 2007-2015



■ Dollars per Person  
■ Poverty Population

**Percent Change in Funding Dollars per Person Nationally and in Wisconsin, 2007-2015**

	National Change	Wisconsin Change
<b>2007-2015</b>	-19%	-31%

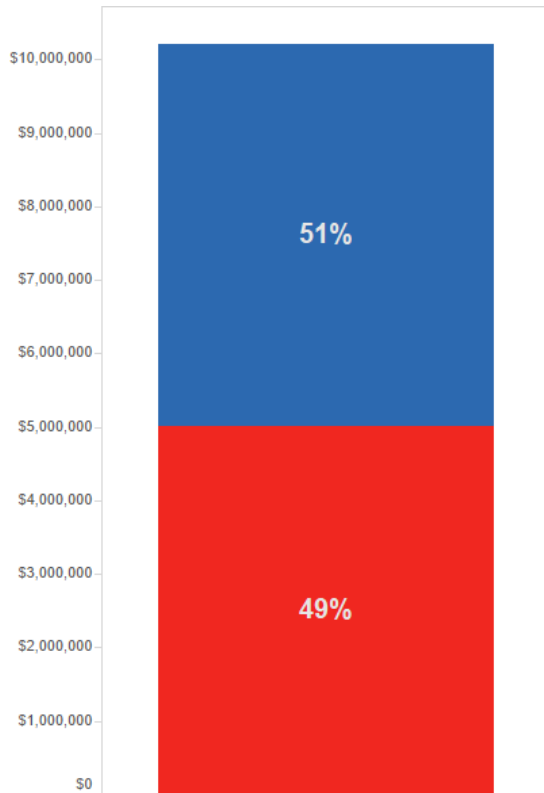
Source: Population estimates from S1703: SELECTED CHARACTERISTICS OF PEOPLE AT SPECIFIED LEVELS OF POVERTY, 2007-2014 American Community Survey 1-Year Estimates. Funding Levels from Wisconsin Access to Justice Commission.

Note: The data are inflation-adjusted to 2015 dollars.

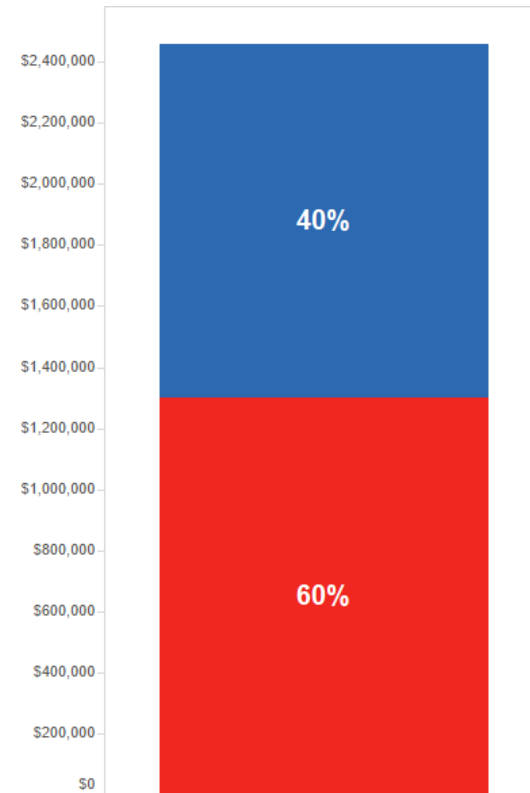
\* 2015 dollar per person is an estimated calculation based on the population value of 2014. 2015 population assumes no change from 2014 estimate.

# LSC and Non-LSC Funding, 2015

Wisconsin LSC and Non-LSC Funding, 2015



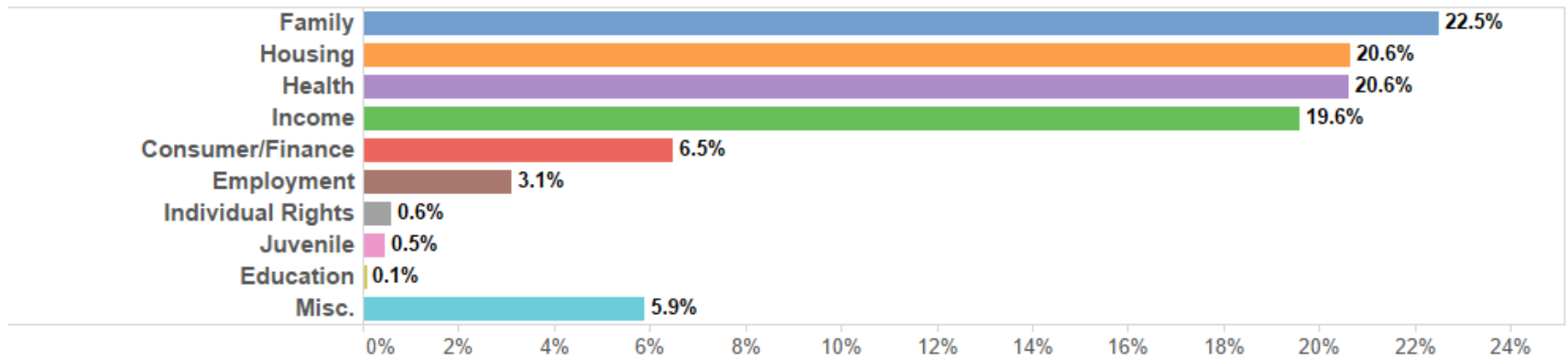
National (Median) LSC and Non-LSC Funding, 2015



■ LSC ■ Non- LSC

Note: LSC and Non-LSC Funding amounts exclude carryover amounts.

# Case Subject Matter for LSC Grantees in Wisconsin, 2015



# Top Three Legal Subjects in Wisconsin

## Family Law

- Divorce/Separation/Annulment
- Custody/Visitation
- Domestic Abuse
- Support
- Paternity
- Adult Guardian/Conservatorship
- Name Change
- Adoption
- Parental Rights Termination
- Other Family

## Housing Law

- Private Landlord/Tenant
- Federally Subsidized Housing
- Mortgage Foreclosures (Not Predatory Lending/Practices)
- Public Housing
- Homeownership/Real Property (Not Foreclosure)
- Mobile Homes
- Mortgage Predatory Lending Practices
- Housing Discrimination
- Other Housing

## Health Law

- Medicaid
- Government Children's Health Insurance Programs
- Medicare
- Home and Community Based Care
- State and Local Health
- Private Health Insurance
- Long-term Health Care Facilities
- Other Health

# Cases in Which Defendant Is Unrepresented

<b>State</b>	<b>Rental Housing (Landlord-Tenant &amp; Evictions)</b>	<b>Consumer/Credit Collection</b>	<b>Foreclosure</b>
Arkansas	-	92%	92%
Hawaii	96%	-	80%
Massachusetts	90%	-	-
New York City	99%	96%	-
New York (outside NYC)	91%	97%	-
Philadelphia	75%	95%	98%

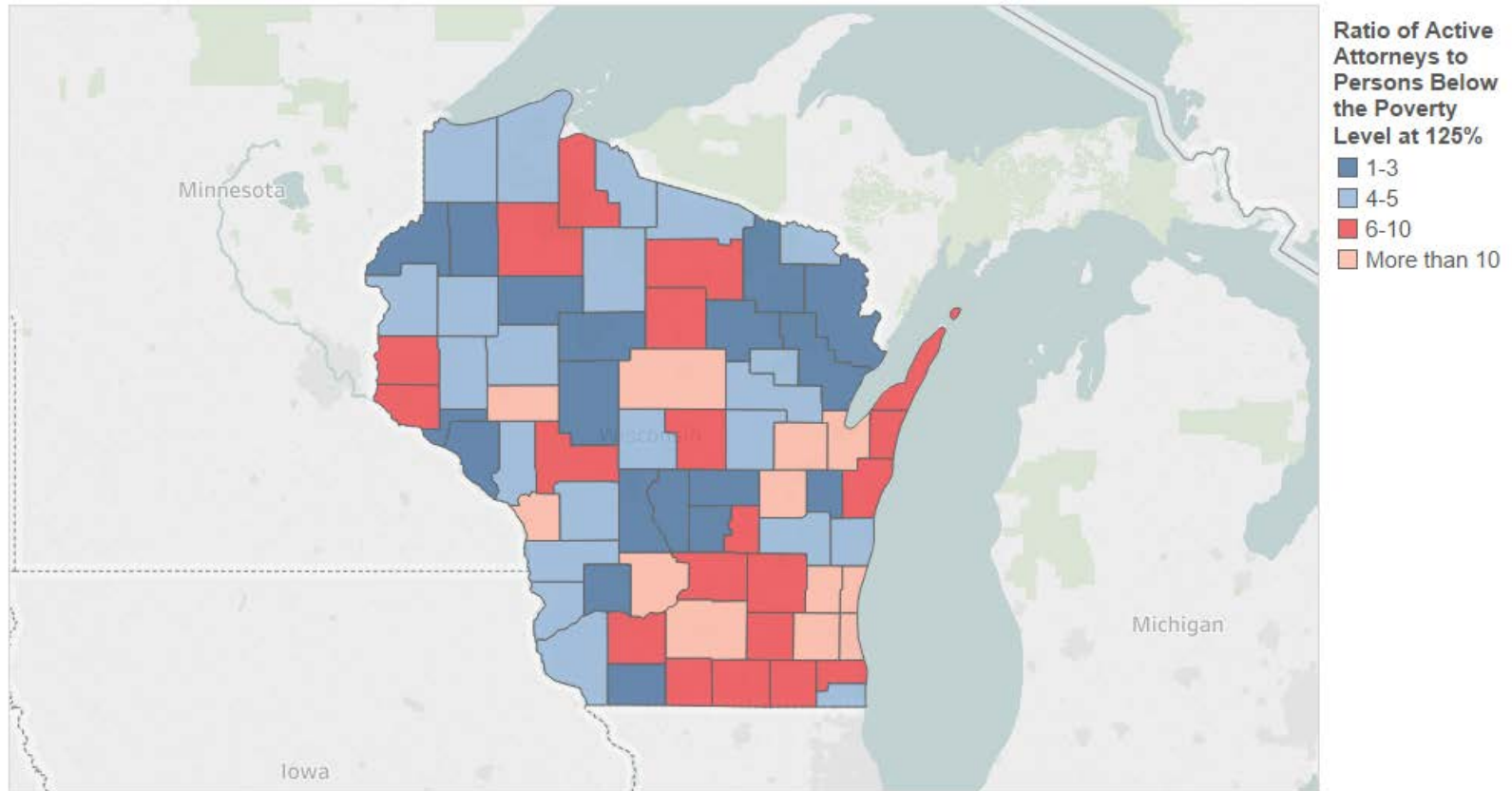
# Impact of Unrepresented Litigants

The Conference of Chief Justices and the Conference of State Court Administrators identified consequences of large number of pro se litigants (2013 report):

- In a survey of trial judges, 78% reported that the increase in unrepresented litigants negatively impacted the effectiveness and efficiencies of the courts.
- When an unrepresented litigant does not understand standard procedures and paperwork, judges must spend more time on the bench explaining information commonly understood by lawyers, or eliciting facts that the party should have presented.
- More cases reach the courts as litigation (as opposed to being settled) when one or both parties are unrepresented.
- When one party in a case is represented by counsel and the other is not, delays and disruptions can increase the cost of counsel for the represented party.

Source: [http://ccj.ncsc.org/~media/Microsites/Files/CCJ/Web%20Documents/LSC\\_WHTPR.ashx](http://ccj.ncsc.org/~media/Microsites/Files/CCJ/Web%20Documents/LSC_WHTPR.ashx)

# Ratio of Active Attorneys to Persons Below 125% of Poverty



Source: Population estimates from S1701: POVERTY STATUS IN THE PAST 12 MONTHS, 2010-2014 American Community Survey 5-Year Estimates. Attorney estimates from State Bar of Wisconsin, 2016.





# Wisconsin Study Committee on Access to Civil Legal Services

James J. Sandman  
Legal Services Corporation

September 14, 2016