



Wisconsin Child Abuse and Neglect Report

Annual Report for Calendar Year 2020
to the Governor and Legislature
Wis. Stat. s. 48.47(8)

This report is available on the internet at
<https://dcf.wisconsin.gov/files/cwportal/reports/pdf/can.pdf>

Released December 2021

Please email the DCF Child Welfare Research and Analytics Section at:
DCFCWRA@wisconsin.gov with any questions regarding this report.

Table of Contents

Letter from the Administrator

Executive Summary	1.1
Introduction	1.2
Structure of Child Protective Services in Wisconsin	1.2
Child Abuse and Neglect Definitions	1.2
Overview of the Child Protective Services Process	1.4
Key Terms.....	1.5
Child Protective Services Process	2.1
Child Protective Services - Access.....	2.1
Child Protective Services - Initial Assessment.....	2.3
Reporters	3.1
Reporter’s Relationship to Alleged Child Victim	3.1
Reporter’s Allegations and Subsequent Findings	3.4
Victims	4.1
Characteristics of Maltreated Children.....	4.1
Gender	4.1
Age	4.2
Race and Ethnicity	4.5
Abusive Head Trauma and Impacted Babies	4.6
Fatalities	4.6
Profile of Child Fatalities due to Substantiated Maltreatment	4.8
Maltreaters	5.1
Characteristics of Maltreaters.....	5.1
Gender.....	5.1
Age.....	5.2
Race and Ethnicity	5.2
Substantiated Allegations	5.3
Relationship to Victim.....	5.4
Services to Families	6.1
Safety Decisions and Services.....	6.1
CPS Removals of Children to an Out-of-Home Placement	6.4
Initial Assessment Disposition.....	6.6
Federal Performance Standards	7.1
Adoptions	8.1
Recommendations for Additional Legislation and Other Actions	9.1

Table of Contents

Appendix A	
Child Maltreatment Related Statutes	10.1
Appendix B	
Unborn Child Abuse	11.1
Appendix C	
An Overview of the CPS Process	12.1
Appendix D	
Data Collection and Interpretation	13.1
Appendix E	
Total CPS Referrals and Screening Decisions by County	14.1
Appendix F	
CPS Reports per 1,000 Children by County	15.1
Appendix G	
County Maltreatment Substantiation Rates	16.1
Appendix H	
Child Victimization Rate by County	17.1
Appendix I	
Total Maltreatment Allegations by Maltreatment Type and Maltreatment Finding by County	18.1
Appendix J	
County Maltreatment Allegation Substantiation Rate by Maltreatment Type	19.1
Appendix K	
Count and Percentage of CPS Initial Assessments by Maltreater Relationship by County	20.1
Appendix L	
Safety Assessment Results in Primary Caregiver CPS Initial Assessments by County	21.1
Appendix M	
Where to Report Child Maltreatment	22.1

Letter from the Administrator

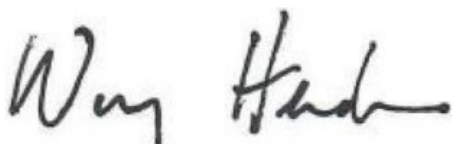
For a year where disruption and upended priorities became the norm of everyday life, ensuring that all Wisconsin children are safe and loved members of thriving families and communities remained the vision of the Wisconsin Department of Children and Families. In many ways, the COVID-19 pandemic reinforced the belief in our vision. While this year's Child Abuse and Neglect report will no doubt look different from previous years, it points to the fact that our strategic transformation is helping to create a system that is not only resilient, but family-focused, and collaborative in nature. The commitment to holding ourselves to the highest level of accountability in our standards of practice continued to drive the reorientation of our child welfare system even amid a pandemic.

Children belong with their families. Research and history, along with significant changes in federal policy and funding priorities, support that children belong with their families. And in living out the DCF vision stated above, we are challenged to reorient the child welfare system to a new purpose: Strengthening all Wisconsin families to raise their children. This reorientation has led to a dramatic decrease in removals from the home within 60 days of receiving a CPS report – falling by nearly half (49.5%) since 2015. In addition, this shift has helped strengthen our system overall by focusing resources into avenues of support for our families.

The way we view the data captured in the annual CAN Report shifts when we reconsider the department's orientation toward the goal of keeping children supported in their homes and communities. The data for 2020 in some ways looks a lot different, as is the case in the number of reports of alleged child abuse, which fell by close to 20% from the year prior. However, in other ways it lends credence to the notion that the availability of community-level supports can influence the ability of families to maintain stability, particularly during a time when stability was in short supply. To that end, a few areas to consider while reading the report and reflecting on our vision:

- There were substantial decreases for screened-in allegations of neglect (16.5%), physical abuse (28%), and sexual abuse (13.2%). This can partly be explained by the decrease in reports received from mandated reporters such as education personnel, falling roughly 40%, who had less in-person contact with children caused by the shift to virtual schooling statewide.
- The substantial drop in the volume of reports (20%) from the previous year did not lead to a noticeable difference in the rate at which reports were screened-in, increasing less than 1% from 2019, or the substantiation rate which increased by roughly 1.5%. While there were concerns expressed regarding children's safety while having to remain at home without routine contact with mandated reporters, the data for 2020 does not suggest that children were more at risk to alleged maltreatment.
- The number of removals due to inadequate housing decreased substantially, mirroring the timing of the COVID-related eviction moratorium. In contrast, when families could not access needed supports such as drug and alcohol treatment programs during the reporting period there was a relative increase in children being removed from the home for those reasons.

This data cannot be used to make a definitive conclusion about a causal relationship between the availability of supports and the ability to keep families together in the home, however it does provide DCF with an opportunity to think through our strategic transformation on a deeper level. The availability of resources and services coincided with a decrease in families interacting with the CPS system and suggests that there are positive impacts that families experience when provided resources aimed at maintaining family stability.



Wendy Henderson

Division of Safety and Permanence Administrator
Wisconsin Department of Children and Families

Executive Summary

In calendar year 2020, county child protective services (CPS) agencies and the Division of Milwaukee Child Protective Services (DMCPS) received a total of 65,955 referrals from reporters alleging maltreatment of children. Legal / Law Enforcement, Educational Personnel, and social service workers accounted for the largest sources of CPS referrals. CPS agencies screened-in a total of 21,754, or 33 percent, of these referrals. These screened-in referrals could involve multiple children within each referral and together they accounted for 20,960 CPS initial assessments of families. At the child level, there were 34,836 CPS maltreatment reports involving 29,488 alleged child victims across 18,063 cases and 39,730 allegations of maltreatment. Some children were involved in more than one report and/or were affected by multiple allegations of maltreatment.

Allegations and Findings

Neglect was the most common type of maltreatment allegation during calendar year 2020, followed by physical abuse, sexual abuse, and emotional abuse. Of the 34,836 CPS maltreatment reports, 4,426 were substantiated allegations of maltreatment, representing 13.5 percent of the total. The maltreatment allegation type accounting for the most substantiated findings during calendar year 2020 was neglect.

Child Victims

There were 3,985 unique child victims of maltreatment in 2020. A child is a victim if he/she had at least one substantiated maltreatment finding at the conclusion of a CPS initial assessment. This represents 3.2 children per 1,000 children in Wisconsin. Females were more likely to be victims than males due to higher rates of sexual abuse. In calendar year 2020, 27 children died from substantiated maltreatment.

Maltreaters

Males accounted for the majority of maltreaters in sexual and physical abuse cases, while females accounted for the majority of maltreaters in neglect cases. Primary caregivers accounted for 88.5 percent of the substantiated maltreatment.

CPS Services

Of the families involved in CPS initial assessments during calendar year 2020, 15.2 percent of families received services from the CPS agency and 12.1 percent were referred by the CPS agency to a community resource. During 2020, 2,608 children were removed from their family home and placed in an out-of-home placement within 60 days of CPS report in order to ensure child safety.

Data Source

Data for this report are from the Child Welfare Data Warehouse (dWiSACWIS). The data in dWiSACWIS are sourced from the electronic Wisconsin Statewide Automated Child Welfare Information System (eWiSACWIS). CPS agencies use eWiSACWIS to manage their cases. The body of the report provides statewide composite data; county-specific detail is in the appendices.

Introduction

Child protective services (CPS) is a key component of the child welfare system. CPS intervention is warranted whenever there is a report that a child may be unsafe, abused or neglected, or at risk of maltreatment. The CPS system identifies and addresses family conditions that make children unsafe or place them at risk for maltreatment. Services provided by CPS agencies include receiving reports of alleged child maltreatment, assessing these reports as needed, implementing plans to keep children safe, and coordinating services for children and families where agencies determine maltreatment occurred or assessed children to be unsafe. The Wisconsin Child Welfare Model for Practice, developed by the Department of Children and Families and the county and tribal human services agencies in collaboration with stakeholders, is the compass that directs our work and guides decision-making. As articulated in the Model for Practice, the purpose of Wisconsin's child welfare system is to keep children safe and support families to provide safe, permanent, and nurturing homes for their children. The system aims to meet this purpose by safely maintaining children and youth in their own home, family, tribe, and community, whenever possible.

When it is not possible to keep children safely in their home, the system engages with the courts and others to provide a safe, stable, and temporary home that nurtures and supports the children's development. The system aims to transition children in out-of-home care safely and quickly back to their family, whenever possible, or to another permanent home.

The system strives to engage with children, youth, and families to expand healthy connections to supports in their community and tribes and bolster resiliency in families to help them thrive. To achieve these objectives, we are committed to key values and principles, including trust, respect, engagement, accountability, trauma-informed practices, culturally responsible practices, workforce support, and family-centered approaches.

This Wisconsin Child Abuse and Neglect Report reflects data collected during calendar year 2020 regarding reports of child maltreatment in Wisconsin. The Department of Children and Families compiled this report to assist state policymakers, service providers, and the public in understanding and effectively responding to child maltreatment.

Structure of Child Protective Services in Wisconsin

CPS agencies are responsible for identifying and addressing conditions affecting child safety in the home for families who come to the attention of these agencies. In Wisconsin, our state-supervised, county-administered system helps meet this critical social responsibility, with the exception of Milwaukee County, where the state administers the CPS program. Alleged child maltreatment is reported to 71 county social or human services departments, the Division of Milwaukee Child Protective Services (DMCPS) in Milwaukee County, or to local law enforcement agencies. Alleged child maltreatment involving tribal children is also reported to county CPS agencies and DMCPS or to local law enforcement; CPS agencies and DMCPS are required to notify the tribe of the referral within 24 hours of its receipt. Please refer to Appendix M for a website link that directs the individual to a complete list of contact information for these county departments.

Child Abuse and Neglect Definitions

State laws define child abuse and neglect. These definitions provide the basis for persons to report suspected child maltreatment and guide county agencies in their response. Throughout this report, the terms 'child maltreatment' and 'child abuse and/or neglect' have the same meaning and can be used interchangeably. Refer to Appendix A for a list of Wisconsin's child maltreatment related statutes. State laws and policies concerning child maltreatment pertain to children 17 years of age and younger, unless otherwise specified. Child maltreatment is generally divided into four basic types: neglect, physical abuse, sexual abuse, and emotional abuse.

Neglect

Neglect is defined in the statutes as "failure, refusal or inability on the part of a caregiver, for reasons other than poverty, to provide necessary care, food, clothing, medical or dental care or shelter so as to seriously endanger the physical health of the child." [Ref. Wis. Stat. s. 48.02(12g)]

Physical abuse

Physical abuse is defined as “physical injury inflicted on a child by other than accidental means.” [Ref. Wis. Stat. s. 48.02(1)(a)] “Physical injury includes but is not limited to lacerations, fractured bones, burns, internal injuries, severe or frequent bruising or great bodily harm, as defined in s. 939.22(14).” [Ref. Wis. Stat. s. 48.02(14g)]

Sexual abuse

Sexual abuse is defined by cross-referencing several crimes in the Wisconsin Criminal Code section of the statutes (see Appendix A). In summary, sexual abuse includes but is not limited to the following:

- Sexual intercourse or sexual contact with a child 15 years of age or less;
- Sexual intercourse or sexual contact with a 16- or 17-year old child without his or her consent;
- Inducement of a child to engage in sexually explicit conduct in order to videotape, photograph, etc., that child or videotaping, photographing, etc., a child for such purposes, or producing, distributing, selling or otherwise profiting from such a videotape, photograph, etc.;
- Encouragement by or permission of a person responsible for a child's welfare for a child to engage in sexually explicit conduct for the purpose of videotaping, photographing, etc.;
- Causing a child to view or listen to sexual activity;
- Exposing genitals to a child; or
- Trafficking a child for the purpose of a commercial sex act.

Emotional abuse

Emotional abuse is defined as “emotional damage for which the child’s parent, guardian or legal custodian has neglected, refused or been unable for reasons other than poverty to obtain the necessary treatment or to take steps to ameliorate the symptoms.” [Ref. Wis. Stat. s. 48.02(1)(gm)]

The definitions of neglect and emotional abuse involve failure on the part of parents or other persons responsible for a child to provide necessary care for a child. The definitions of physical abuse and sexual abuse include harm to a child by any person. Therefore, physical or sexual abuse of a child can include assaults by a parent, strangers, persons unrelated to a child’s family, or peers.

In many of these cases, in addition to the CPS assessment, law enforcement is involved and criminal prosecution of the person who harmed the child may occur. However, in most child abuse and neglect cases, the parties involved are family members and solutions involve CPS interventions with the family. In some of these cases, court intervention is required to assure safety for the child and to provide services for the family.

Unborn child abuse

Unborn child abuse is defined as “serious physical harm inflicted on the unborn child, and the risk of serious physical harm to the child when born, caused by the habitual lack of self-control of the expectant mother of the unborn child in the use of alcohol beverages, controlled substances or controlled substance analogs, exhibited to a severe degree.” [Ref. Wis. Stat. s. 48.02(1)(am)]

Due to the unique nature of this maltreatment type, unborn child abuse data is excluded from the body of this report and presented separately in Appendix B.

Overview of the Child Protective Services Process

CPS agencies follow numerous state and federal policies, and practice standards as they strive to keep children safe from harm. The CPS process can be divided into three parts: CPS access, CPS initial assessment, and CPS ongoing services. The section of this report titled the 'Child Protective Services Process' provides further detail about CPS access and CPS initial assessment. The section of this report entitled 'Services to Families' addresses CPS ongoing services. Appendix C shows an overview of the CPS process in Wisconsin, with a flowchart illustrating the different paths a child maltreatment report may take.

During CPS access, the agency receives information about suspected child maltreatment from community sources referred to as "reporters". Based on this information, the agency determines if the report constitutes an allegation of child maltreatment or threatened harm as defined by Wisconsin Statutes. If an allegation rises to this level the report is screened in for further assessment, and if it does not, the report is screened out. At this stage, screened-out CPS reports are no longer part of the CPS process. However, the CPS agency may refer the family to community services or offer to provide voluntary agency services to address family concerns not related to child safety.

All screened-in CPS reports move on to the next stage of the CPS process, CPS initial assessment. Based on all the information gathered as part of the CPS access process, the CPS agency designates a response time, ranging from a same-day response to within five days, by which an initial face-to-face contact with the child/family must occur.

The primary purpose of the CPS initial assessment is to assure the child's safety and determine whether the child and family are in need of services to keep the child safe. The CPS initial assessment generally involves interviews with the child, family, and other individuals closely involved with the family. Based on information gathered through the CPS initial assessment, the agency determines whether one or more types of abuse or neglect have occurred. The CPS agency must make a finding for all allegations unless critical information sources are unavailable for interview.

In addition, the information is used to make decisions about child safety. If a child is unsafe, the CPS agency must develop a plan to address child safety and open the case for ongoing CPS services. Depending on the situation, the family involved may voluntarily participate in CPS services or be court-ordered to participate. If the children present in the home are determined to be safe, the case may be closed. The CPS agency may still offer/refer the family to other community services or voluntary services within the agency to address other concerns not related to child safety.

Key Terms

This section provides a brief review of key CPS terms. Further contextual understanding of these terms can be gained by reading the narrative in each section of this report.

Abusive Head Trauma: A severe form of brain injury that occurs when an infant or young child is shaken forcibly enough to cause the brain to rebound against his or her skull. (Wis. Stat. s. 253.15(1)(f))

Alleged Maltreater: A person, in a screened-in referral, who is asserted to have committed one or more maltreatment acts against one or more children.

Alleged Victim: A child with one or more maltreatment allegations in a screened-in referral that have not yet been assessed.

Alternative Response: A non-investigatory initial assessment approach for families that meet established criteria, which creates flexibility within the initial assessment process in order to engage families, conduct an assessment and ensure child safety. This approach results in a determination of whether services are needed or not needed, if the child is safe, and if services are needed to ensure child safety.

Child Victimization Rate: The number of unique children who were victims of substantiated maltreatment out of a population of 1,000 children. The child victimization rate is calculated by dividing the total number of unique children who were victims of substantiated maltreatment by Wisconsin's total child population.

CPS Agency: The county social or human service department or the Division of Milwaukee Child Protective Services (DMCPS) responsible for addressing concerns related to child safety in the home for families who come to the attention of these agencies.

CPS Report: Each child identified in a screened-in referral as an alleged victim of maltreatment or threatened maltreatment is considered one CPS report. One CPS report can have multiple allegations involving the same child.

Impacted Baby: An infant or young child who suffers death or great bodily harm as a result of being thrown against a surface, hard or soft. (Wis. Stat. s. 253.15(1)(d))

Impending Danger: A foreseeable state of danger in which family behaviors, attitudes, motives, emotions and/or situations pose a threat which may not be currently active, but can be anticipated to have severe effects on a child at any time in the near future and requires safety intervention.

Initial Assessment: A comprehensive assessment conducted in response to a report of alleged child maltreatment. A CPS initial assessment is completed in order to: assess and analyze present and impending danger threats to child safety; take action, when necessary to control threats to child safety; determine the need for CPS ongoing services (court-ordered or voluntary); determine whether maltreatment occurred; and assist families in identifying useful community resources. The term CPS initial assessment includes the CPS investigation process as defined in section 48.981(3)(c) of the Wisconsin Statutes.

Initial Assessment Disposition: The action taken by the CPS agency on the family's case (e.g. case opened for CPS services, case closed, etc.) as a result of a decision regarding child safety and the initial assessment finding.

Initial Assessment Finding: The overall maltreatment finding for the case, upon completion of the CPS initial assessment, of whether abuse was substantiated, unsubstantiated, or unable to locate sources of information and/or subjects of the report - unsubstantiated.

Maltreater: A person, who after the CPS initial assessment of a screened-in referral, has had at least one allegation of child maltreatment found to be substantiated by the CPS agency.

Maltreatment Allegation: An assertion of one type of child abuse or neglect involving one or more alleged maltreater(s) for a single alleged victim. For the purposes of this report, maltreatment allegations are one of four types: neglect, physical abuse, sexual abuse, or emotional abuse.

Maltreatment Finding: The CPS agency's determination of whether a maltreatment allegation has occurred or not (substantiated or unsubstantiated). If critical sources are unavailable for interview and it is impossible to make a finding, the maltreatment finding is, "not able to locate sources of information and/or subjects of the report – unsubstantiated."

Wisconsin Child Abuse and Neglect Report for CY2020

Present Danger: An immediate, significant and clearly observable family condition that is actively occurring or 'in process' of occurring at the point of contact with a family and will likely result in severe harm to a child.

Reporter: The person who contacts a CPS agency with information regarding alleged maltreatment of a child or children.

Safety Assessment and Analysis: Information gathered by the agency during the CPS initial assessment and throughout the life of the case pertaining to whether the conditions present in the home make the child/children living in the home safe or unsafe. The results of the safety assessment and a safety analysis of the family environment are used to inform the safety decision.

Safety Decision: The CPS agency's determination of whether a child is safe or unsafe based on the safety assessment and analysis. If the home is unsafe, the CPS agency implements a safety plan to assure the child is safe and protected. If the home is safe, the CPS agency may refer the family for voluntary CPS services or other community services, as needed.

Screened-in Referral: One or more allegations of child maltreatment in the referral (which may include one or more children in a family) that have been deemed as rising to the level of maltreatment or threat of maltreatment as defined by Wisconsin statutes and therefore must be assessed.

Screened-out Referral: All allegations in the referral are deemed as not rising to the level of maltreatment or threat of maltreatment as defined by Wisconsin statutes. No further assessment of the allegation is required. The family may be referred for voluntary CPS services or other appropriate community services.

Substantiation: The information gathered during the CPS initial assessment provides a preponderance of evidence (that is, the proof shows that the fact sought to be proved is more probable than not) that the maltreatment allegation made in the CPS report or identified during a CPS initial assessment has occurred. In general, a known maltreater is substantiated for the maltreatment; however, an allegation can also be substantiated when the maltreater is unknown or not identified.

Traditional Response: An initial assessment approach focused on assessment of maltreatment allegations and ensuring child safety. This approach results in a determination of whether child abuse and/or neglect maltreatment is substantiated or unsubstantiated, a determination of who caused the child abuse and/or neglect, if the child is safe, and if services are needed to ensure child safety.

Victim: A child who had at least one of the maltreatment allegations found to be substantiated as a result of a CPS initial assessment.

Child Protective Services Process

This section reviews the process counties undertake when they receive an allegation of child abuse and/or neglect. Please refer to Appendix C for a diagram of this process.

Child Protective Services - Access

As shown in Table 1, during calendar year 2020, CPS agencies received a total of 65,955 referrals; 44,201 of these were screened-out and 21,754 were screened-in. All screened-in referrals were subsequently assessed by the CPS agency, and are the subject of the next section of this report, CPS initial assessment. Appendix E shows a breakdown of referrals and screening decisions by county for calendar year 2020. Appendix E also shows screening decisions made on non-CPS reports (service referrals) by county.

Table 1

**Total Wisconsin CPS Referrals and Screening Decisions
2020**

Number of Referrals	Screened-out Referrals	Percent Screened-out	Screened-in Referrals	Percent Screened-in
65,955	44,201	67%	21,754	33%

A CPS report is created for each child who is identified in a screened-in referral as an alleged victim of child maltreatment or threatened maltreatment. The number of unique screened-in referrals (21,754) is smaller than the number of CPS maltreatment reports (34,836) because one referral may include information about multiple children and each child in the referral is counted as a unique CPS report. For example, a referral from a community reporter may allege maltreatment against three children in a family. For purposes of this report, the CPS agency received one referral through the reporter's phone contact with the CPS county agency; however, three CPS reports were counted as there were three children who each had one or more maltreatment allegations. Please refer to Figure 2 for further explanation.

Table 2, below, shows the number of CPS maltreatment reports per 1,000 children in Wisconsin during calendar year 2020. Approximately 27.7 out of 1,000 Wisconsin children were involved in a report of alleged maltreatment in 2020. Appendix F lists the total number of CPS reports and CPS reports per 1,000 children by county during 2020.

Table 2

**CPS Maltreatment Reports per 1,000 Wisconsin Children * ^
2020**

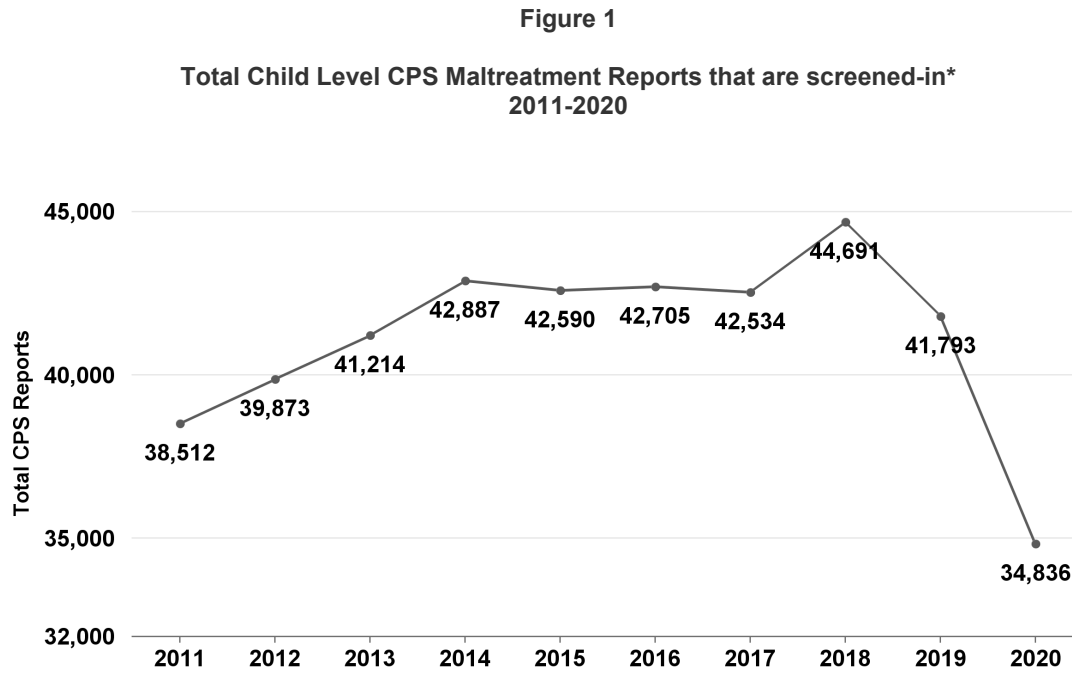
Child Population (Ages 0-17)	Screened-in Referrals	Number of CPS Maltreatment Reports	CPS Reports per 1,000 Children
1,258,524	21,754	34,836	27.7

* There are 29,488 unique children included in these 34,836 CPS maltreatment reports. The identification of CPS reports by child population is based on the total number of CPS reports.

^ Population Source: Office of Juvenile Justice 2020 Easy Access Population Profile: <https://ojjdp.gov/>

Wisconsin Child Abuse and Neglect Report for CY2020

Below, Figure 1 displays the total number of CPS maltreatment reports received by CPS agencies from 2011 through 2020. The number of CPS maltreatment reports has fluctuated between 34,836 and 44,691 reports over this time period. Overall, there was a 9.5 percent decline in CPS maltreatment reports over the past ten years.



* Historic data displayed in this chart may be slightly different, and generally larger, than previously published Child Abuse and Neglect Reports due to data updates. Updates may be due to the appeals process resulting in overturned decisions or a lag in data entry.

Child Protective Services - Initial Assessment

The primary purpose of the CPS initial assessment is to assure the child's safety and determine whether the child and family are in need of any services to help keep the child safe. The CPS initial assessment process does not result in establishing legal culpability; instead, the case is referred to law enforcement and possibly the courts for that purpose. The CPS initial assessment must be conducted in accordance with the [Child Protective Service Access and Initial Assessment Standards](#) and these standards recognize that the CPS role must differ in cases of familial and non-familial maltreatment.

In cases of maltreatment involving primary caretakers, the CPS initial assessment includes an interview with and observation of the child, a visit to the family home, an interview with any siblings, and an interview with the child's caregiver(s). Interviews may also include other persons that have contact with the child or family. Decisions that must be made during the CPS initial assessment include: whether the child is safe; whether maltreatment occurred; who the maltreater(s) was (if they can be identified); and whether the family is in need of services to assure child safety. Many elements enter into the decision-making process including: the child's ability to function and communicate; parent/caregiver protective capacities; physical evidence; overall family functioning; and the absence or presence of stressful family circumstances.

Upon completion of a CPS initial assessment, the agency must determine whether child maltreatment occurred. Initial assessment findings for allegations of maltreatment are either "substantiated" or "unsubstantiated". Additionally, a third finding may be used: "not able to locate sources of information and/or subjects of the report – unsubstantiated". This finding is to be used only when the agency is unable to locate critical persons involved in the report, making it impossible to gather the information needed to make a determination.

Substantiated cases refer only to cases in which CPS staff determine, based upon a preponderance of the evidence, that child maltreatment occurred. A preponderance of evidence is a lower standard of evidence than that needed for proof in juvenile or criminal court procedures. The agency may also determine that maltreatment occurred without identifying a particular person that maltreated or will maltreat a child. Therefore, the agency has the authority to respond to children in need of protection or services even when a specific maltreater cannot be positively identified. In all cases, a substantiated maltreatment finding is not necessary for a family to be offered services.

During the CPS initial assessment, the CPS agency must also assess whether the child or children in the home are in danger of child maltreatment. If the child or children are unsafe, regardless of whether there is a substantiation decision, the CPS agency must create a safety plan to control identified threats to child safety. The safety decision and services offered to the family as a result of the CPS initial assessment are the focus of the section of this report entitled "Services to Families".

Alternative response assessments do not result in a substantiation or unsubstantiation. Rather, these assessments result in findings of either "services needed" or "services not needed", depending on the result of the assessment. No data is presented on alternative response findings below because not all counties participate in these assessments, and there is not enough data to report.

Wisconsin Child Abuse and Neglect Report for CY2020

Figure 2, below, provides a flowchart of how CPS access referrals are related to unique CPS reports, maltreatment allegations, child victims, and initial assessment allegations.

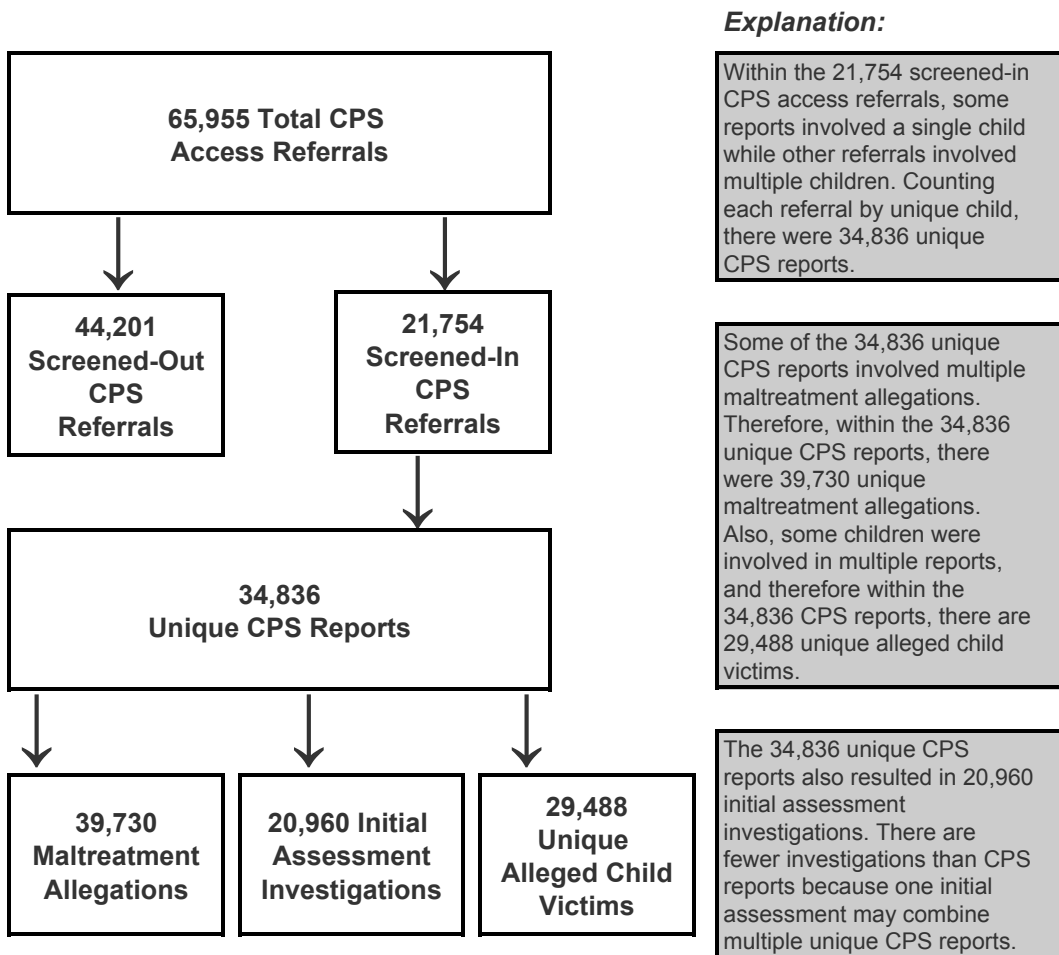
CPS Report:

Each child identified in a screened-in referral as an alleged victim of maltreatment or threatened maltreatment is considered one CPS report. One CPS report can have multiple allegations involving the same child.

Screened-in Referral:

One or more allegations of child maltreatment in the referral (which may include one or more children in a family) that have been deemed as rising to the level of maltreatment or threat of maltreatment as defined by Wisconsin statutes and therefore must be assessed.

Figure 2
Flowchart of how CPS Access Referrals are Related to Initial Assessment Investigations 2020



As seen in Figure 2, the number of CPS initial assessments (20,960) is lower than the number of CPS maltreatment reports (34,836) because multiple maltreatment reports containing different maltreatment allegations for a child may be assessed during one CPS initial assessment. Also, there are more maltreatment allegations (39,730) than children listed in maltreatment reports (29,488) and CPS initial assessments (20,960) because maltreatment allegations are counted for each instance of maltreatment for an alleged victim. As children may have multiple allegations of maltreatment, and as one initial assessment may assess multiple allegations, these figures will always be lower than the total number of maltreatment allegations.

Wisconsin Child Abuse and Neglect Report for CY2020

Table 3, below, shows the statewide maltreatment substantiation rate for calendar year 2020 was 13.5 percent. The maltreatment substantiation rate is the proportion of maltreatment allegations that were found to be substantiated after the conclusion of the CPS initial assessment. The substantiation rate is calculated by dividing all substantiated maltreatment allegations for calendar year 2020 by the total number of traditional response maltreatment allegations. Appendix G shows the substantiation rate by county for 2020.

Table 3

Wisconsin Maltreatment Substantiation Rate 2020

Number of CPS Maltreatment Reports	Number of Maltreatment Allegations *	Maltreatment Substantiation Count	Maltreatment Substantiation Rate
34,836	32,803	4,426	13.5%

* The total number of maltreatment findings presented does not include the 6,927 maltreatment findings of services needed and services not needed associated with alternative response assessments.

Table 4, below, shows the child victimization rate for calendar year 2020. The child victimization rate is the number of unique children who were victims of substantiated maltreatment out of a population of 1,000 children. The child victimization rate is calculated by dividing the total number of unique children who were victims of substantiated maltreatment by Wisconsin's total child population. Please note that of these 3,985 substantiated child victims, 404 children were victims of two or more substantiated instances of maltreatment. Appendix H shows the child victimization rate for calendar year 2020 by county.

Table 4

Wisconsin Unique Child Victimization of Substantiated Maltreatment Rate * 2020

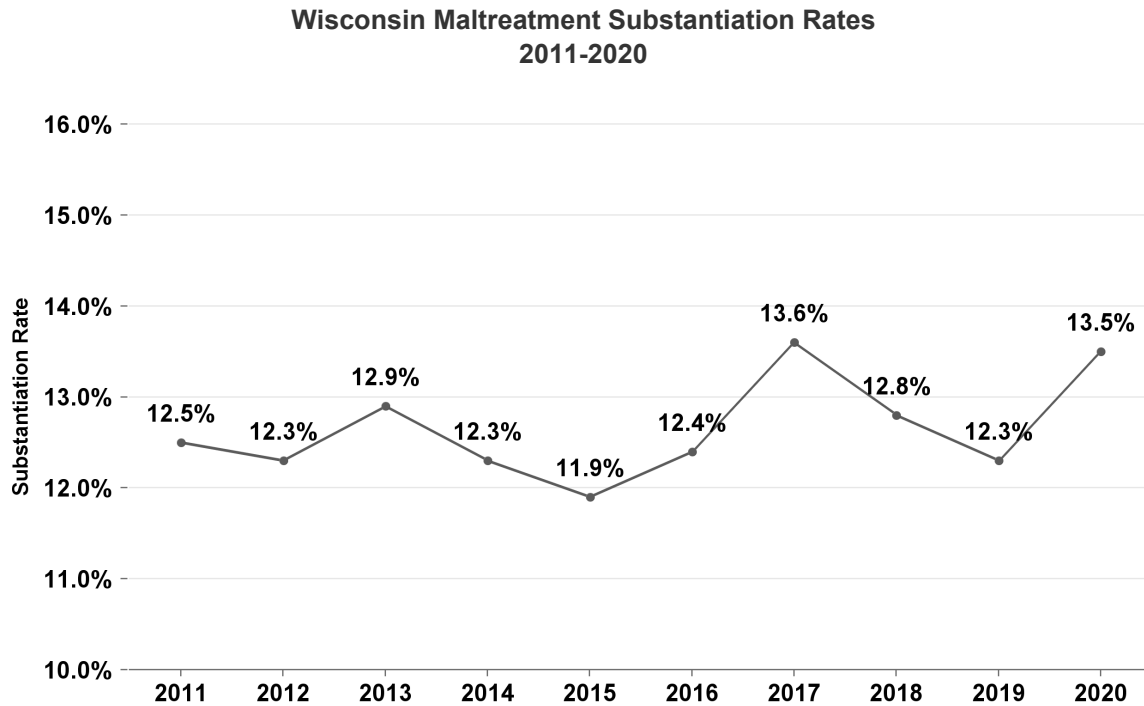
Child Population (Ages 0-17)	Number of Unique Child Victims	Child Victims per 1,000 Children
1,258,524	3,985	3.2

* Population Source: Office of Juvenile Justice 2020 Easy Access Population Profile: <https://ojjdp.gov>

Wisconsin Child Abuse and Neglect Report for CY2020

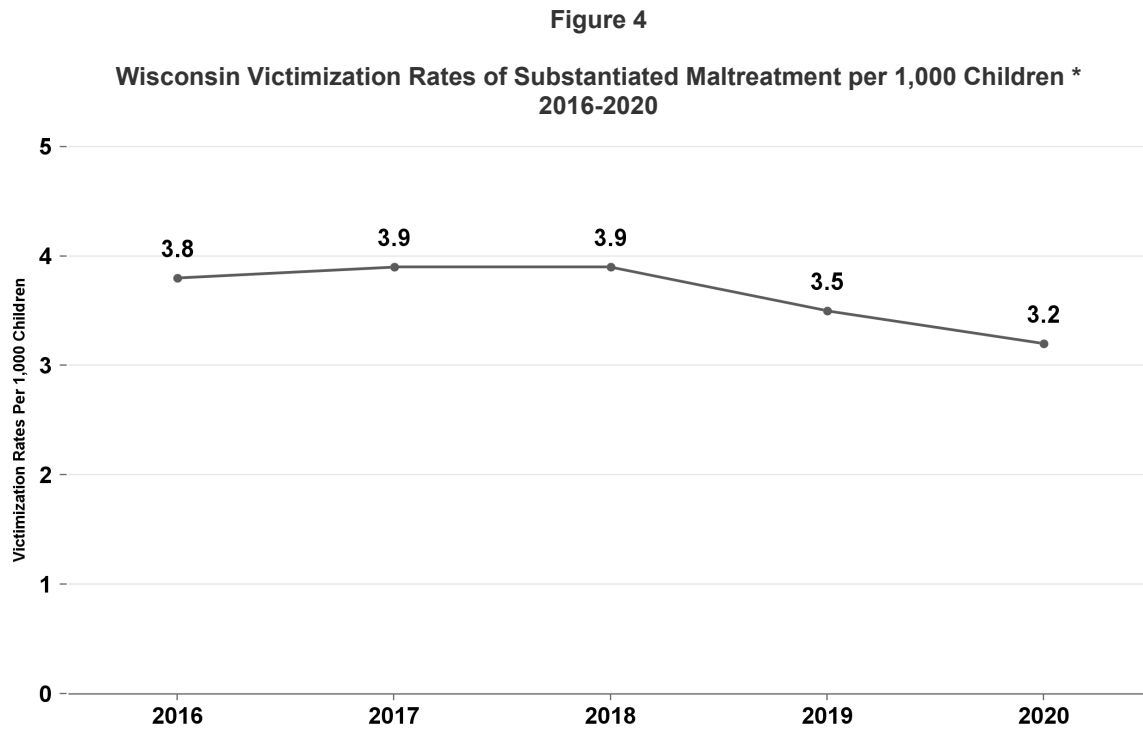
Figure 3, below, depicts the maltreatment substantiation rates in Wisconsin from 2011 through 2020. Here we see there was a 1 percentage point increase in substantiation rates over this time period. The substantiation rate has increased over the last ten years. While the substantiation rate for the state has remained relatively steady over the last ten years, please note that county substantiation rates vary from Kewaunee (2.7%) to Pierce (48.6%).

Figure 3



Wisconsin Child Abuse and Neglect Report for CY2020

Below, Figure 4 displays the child victimization rate in Wisconsin over a five-year period. As seen in Figure 4, the maltreatment rate has fluctuated during this time span between a low of 3.2 children maltreated per 1,000 children, and a high of 3.9 children maltreated per 1,000 children.



* Historic data displayed in this chart may be slightly different, and generally larger, than previously published Child Abuse and Neglect Reports due to data updates. Updates may be due to the appeals process resulting in overturned decisions or a lag in data entry.

Table 5, below, examines maltreatment allegations by maltreatment type (neglect, physical abuse, sexual abuse and emotional abuse) and maltreatment finding for 2020. For specific allegations of maltreatment, the maltreatment finding may be substantiated, unsubstantiated, or not able to locate sources of information and/or subjects of the report – unsubstantiated. Appendix I shows a county-by-county breakdown by maltreatment allegation type and finding.

Table 5
Total Maltreatment Allegations by Maltreatment Findings and Maltreatment Type * 2020

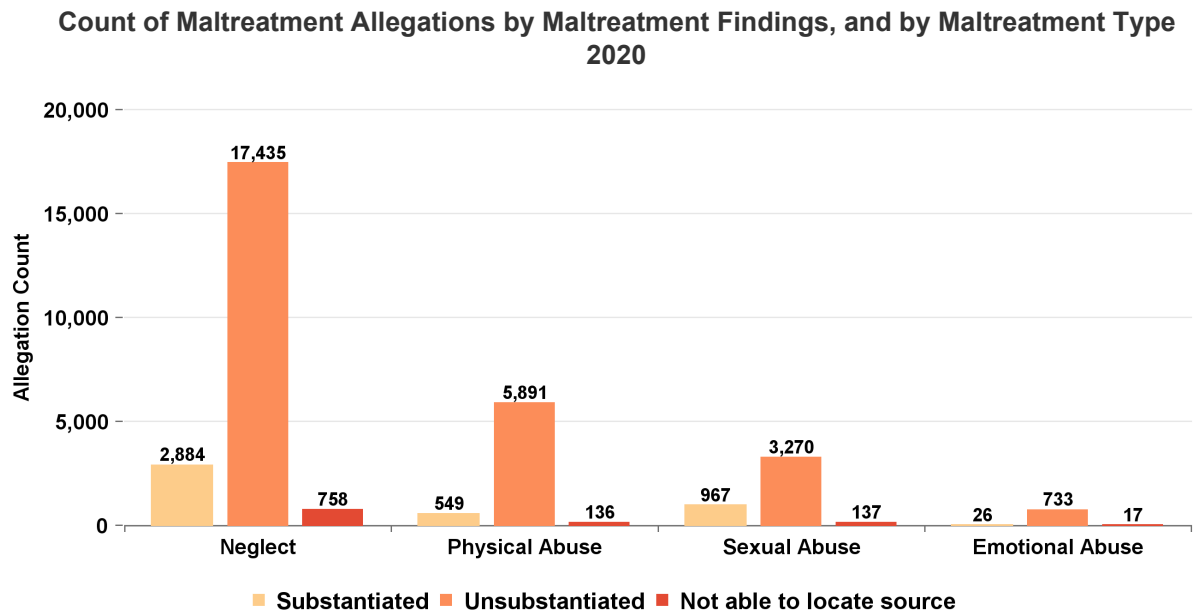
Maltreatment Type	Substantiated	Unsubstantiated	Not able to locate source	Total
Neglect	2,884	17,435	758	21,077
Physical Abuse	549	5,891	136	6,576
Sexual Abuse	967	3,270	137	4,374
Emotional Damage/Abuse	26	733	17	776
Total	4,426	27,329	1,048	32,803

* The total number of maltreatment findings presented above does not include the 6,927 maltreatment findings of 'services needed' and 'services not needed' associated with alternative response assessments.

Wisconsin Child Abuse and Neglect Report for CY2020

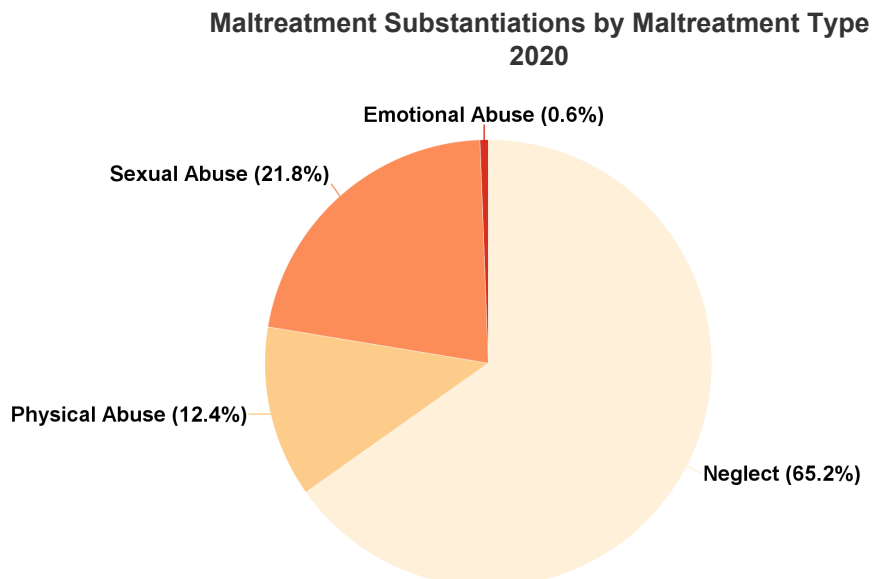
Figure 5, below, displays the maltreatment allegation findings from all CPS initial assessments by maltreatment type for calendar year 2020. The figure displays the maltreatment types with the most to least allegations from left to right. Thus, neglect is the most alleged type of maltreatment, followed by physical abuse, sexual abuse, and emotional abuse. The figure also shows that the maltreatment type with the most substantiations is neglect, followed by sexual abuse, physical abuse, and emotional abuse.

Figure 5



Below, Figure 6 shows percentages of substantiated maltreatment findings by type. More than half of substantiated allegations are neglect allegations. Sexual abuse and physical abuse make up 21.8 percent and 12.4 percent of substantiations, respectively. Emotional abuse accounts for less than one percent of all substantiations.

Figure 6



Wisconsin Child Abuse and Neglect Report for CY2020

Table 6, below, displays the percentage of maltreatment allegation substantiations by the type of maltreatment experienced. The figures on which these substantiation rates are based can be found in Table 5, which displays the total allegation and substantiation counts. To determine the substantiation rate by maltreatment type, the substantiation count for that type of maltreatment is divided by the total number of allegations for that maltreatment. For example, the physical abuse maltreatment substantiation percent was calculated by dividing the total number of substantiated physical abuse allegations (549) by the total number of physical abuse allegations (6,576). Appendix J shows the substantiation percent within maltreatment type by county for 2020.

Table 6

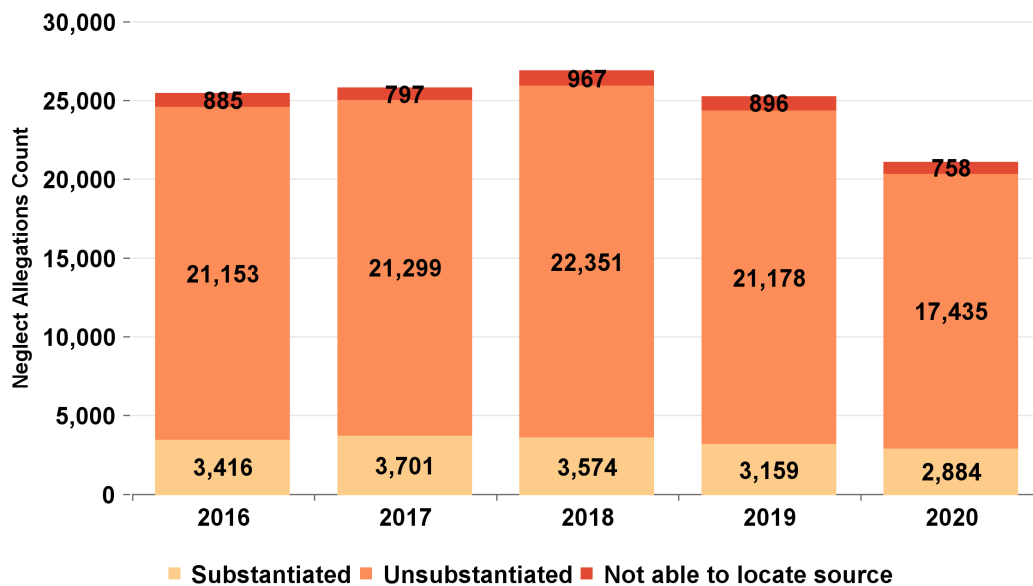
**Wisconsin Maltreatment Allegation Substantiation Rate by Maltreatment Type
2020**

Neglect Substantiation Rate	Physical Abuse Substantiation Rate	Sexual Abuse Substantiation Rate	Emotional Abuse Substantiation Rate
13.7%	8.3%	22.1%	3.4%

Figure 7 through Figure 10, below, depict the maltreatment findings for each maltreatment type for 2016 through 2020. Overall, Figure 7 displays that neglect allegations decreased 17.2 percent across this timespan, while neglect substantiations decreased 15.6 percent. Please refer to Appendix D for further information regarding data interpretation.

Figure 7

**Neglect Allegation Findings *
2016-2020**



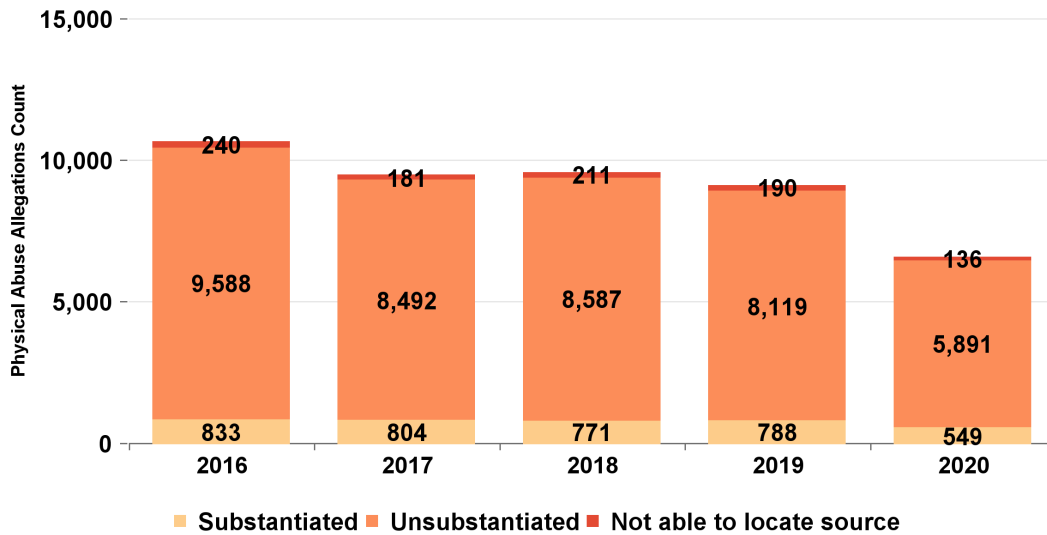
* Historical data displayed in this chart may be slightly different, and generally larger, than previously published Child Abuse and Neglect Reports due to data updates. Updates may be due to the appeals process resulting in overturned decisions or a lag in data entry.

Wisconsin Child Abuse and Neglect Report for CY2020

Figure 8 shows the physical abuse allegation findings from 2016 through 2020. The number of physical abuse allegations decreased by 19.6 percent, while over the same time period the physical abuse substantiations have decreased by 34.1 percent.

Figure 8

Physical Abuse Allegation Findings * 2016-2020

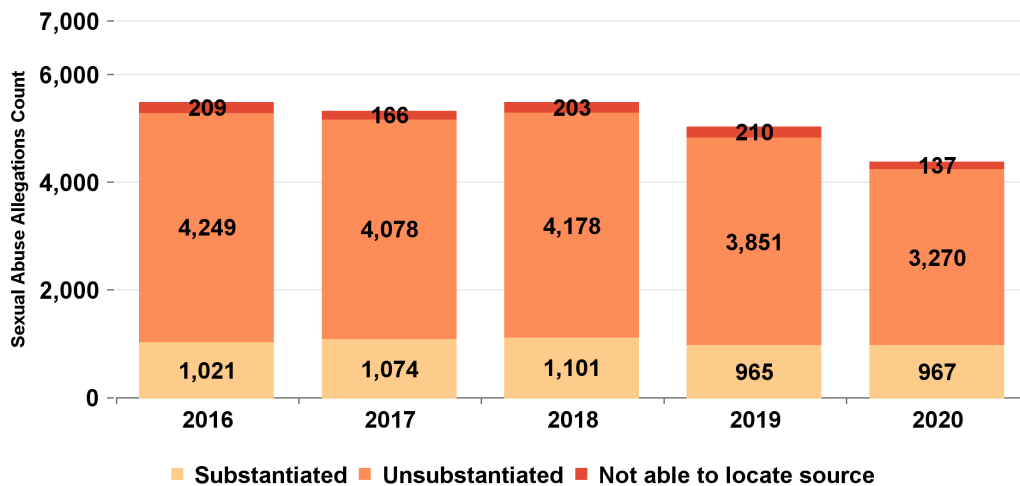


* Historical data displayed in this chart may be slightly different, and generally larger, than previously published Child Abuse and Neglect Reports due to data updates. Updates may be due to the appeals process resulting in overturned decisions or a lag in data entry.

Figure 9 displays the sexual abuse allegation findings from 2016 through 2020. Over this timespan, sexual abuse allegations have decreased 4 percent while sexual abuse substantiations have decreased by 5.3 percent overall.

Figure 9

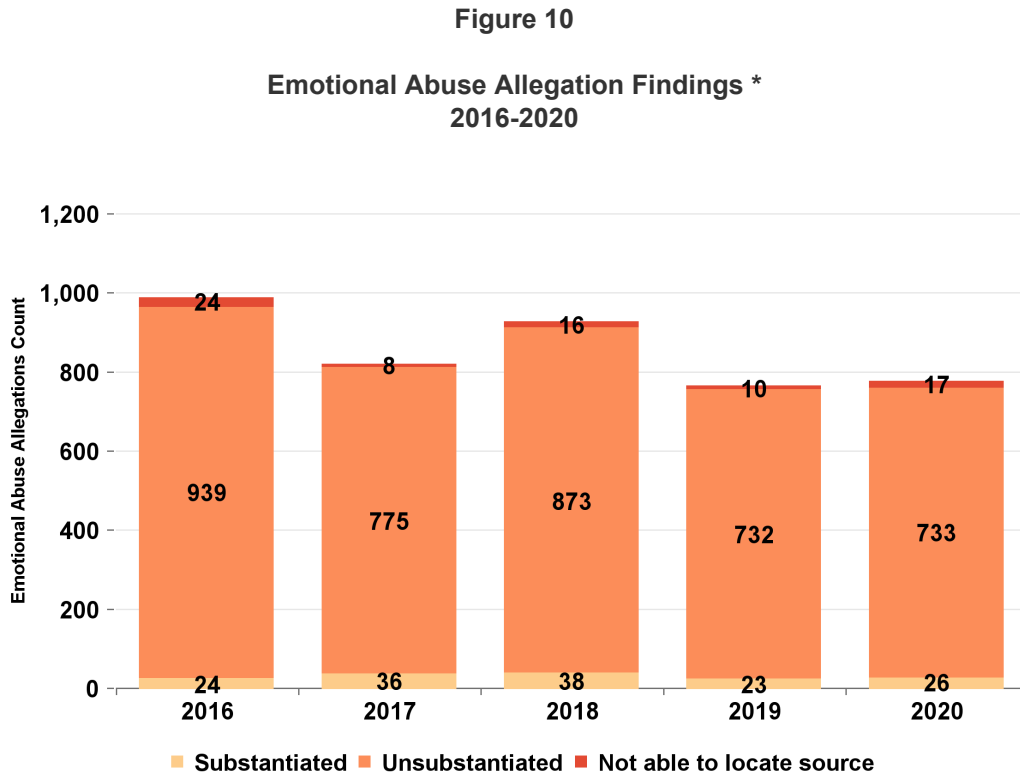
Sexual Abuse Allegation Findings * 2016-2020



* Historical data displayed in this chart may be slightly different, and generally larger, than previously published Child Abuse and Neglect Reports due to data updates. Updates may be due to the appeals process resulting in overturned decisions or a lag in data entry.

Wisconsin Child Abuse and Neglect Report for CY2020

Figure 10 displays the emotional abuse allegation findings from 2016 through 2020.



* Historical data displayed in this chart may be slightly different, and generally larger, than previously published Child Abuse and Neglect Reports due to data updates. Updates may be due to the appeals process resulting in overturned decisions or a lag in data entry.

Note: Percentage increase figures on small samples can exaggerate the amount of change over time.

Wisconsin Child Abuse and Neglect Report for CY2020

Reporters

Reporters are persons who contact CPS agencies with information regarding alleged maltreatment of a child. This section reflects data on the reporters (i.e., sources) who made the reports received by CPS agencies through both screened-in and screened-out referrals during calendar year 2020.

Reporter's Relationship to Alleged Child Victim

Certain individuals whose employment brings them into contact with children are required by Wis. Stat. s. 48.981(2) to report any suspected child maltreatment seen in the course of their professional duties. These individuals are referred to as mandated reporters. However, anyone who suspects a child is being maltreated may make such a report. Persons making referrals in good faith are immune from criminal or civil liability. Wisconsin's CPS delivery system requires any concerned individual to report suspected child maltreatment directly to the local CPS agency or law enforcement. Any referral of alleged child maltreatment received by law enforcement officials must subsequently be referred to the local CPS agency. More information about reporting suspected child maltreatment is available on the department's website at <https://dcf.wisconsin.gov/cps/reportabuse>.

Table 7, below, displays the count of all screened-in and screened-out referrals by the type of reporter during calendar year 2020. The table lists the reporter types in descending order from the most frequent reporters to the least frequent reporters.

Table 7
Referrals by Reporter's Relationship to the Alleged Child Victim
2020

Reporter	Count of Referrals	Percent of Total Referrals
Legal / Law Enforcement	15,425	23.4%
Educational Personnel	9,997	15.2%
Social Service Worker	7,908	12.0%
Mental Health Professional	6,374	9.7%
Parent of Child Victim	5,770	8.7%
Other	3,744	5.7%
Medical Personnel	3,742	5.7%
Not Documented	3,643	5.5%
Relative	3,630	5.5%
Anonymous	2,262	3.4%
Neighbor/Friend	1,993	3.0%
Child Care Provider	622	0.9%
Other Caregiver of Child Victim	570	0.9%
Child Victim	258	0.4%
Maltreater	17	0.0%
TOTAL	65,955	100.00%

For purposes of this report, reporters have been condensed into categories.

Wisconsin Child Abuse and Neglect Report for CY2020

Table 8, below, shows the types of maltreatment allegations that were screened in for a CPS initial assessment by reporter type. The number of allegations (39,730) exceeds the total number of screened-in referrals (21,754) because each referral may document more than one allegation of maltreatment per child, and each referral may also document multiple children. The reporters are listed in descending order, from the reporters who made the most maltreatment allegations to those who made the fewest maltreatment allegations.

Table 8

**Total Screened-In Maltreatment Allegations by Reporter's Relationship to the Alleged Child Victim
2020**

Mandated Reporter	Reporter Category	Maltreatment Allegation Type				
		Neglect	Physical Abuse	Sexual Abuse	Emotional Abuse	TOTAL
Yes	Legal / Law Enforcement	8,816	1,633	1,246	222	11,917
Yes	Social Service Worker	3,235	930	615	68	4,848
Yes	Educational Personnel	1,697	1,522	417	136	3,772
No	Parent of Child Victim	1,731	641	407	126	2,905
No	Relative	2,127	462	189	118	2,896
No	Not Documented	1,745	419	321	42	2,527
No	Other	1,625	438	251	85	2,399
Yes	Mental Health Professional	1,035	639	593	115	2,382
Yes	Medical Personnel	1,014	488	308	25	1,835
No	Anonymous	1,378	268	75	24	1,745
No	Neighbor/Friend	1,356	231	78	39	1,704
No	Other Caregiver of Child Victim	191	87	68	5	351
Yes	Child Care Provider	101	142	26	2	271
No	Child Victim	75	51	21	19	166
No	Maltreater	9	2	1	0	12
	TOTAL	26,135	7,953	4,616	1,026	39,730

For purposes of this report, reporters have been condensed into categories.

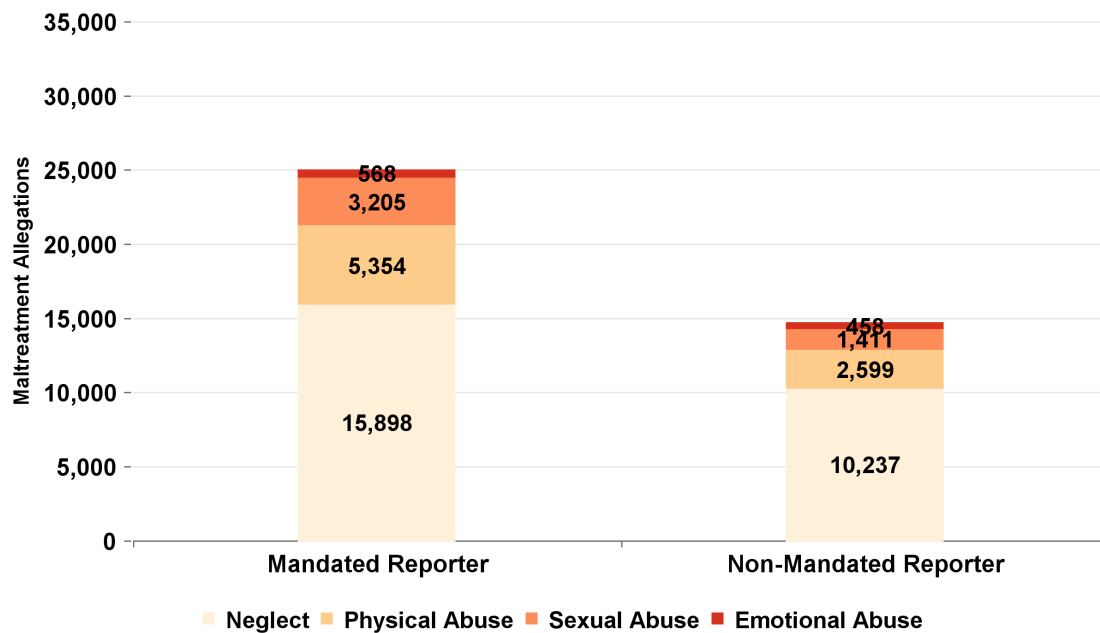
Wisconsin Child Abuse and Neglect Report for CY2020

Figure 11, below, shows total screened-in maltreatment allegations made by mandated versus non-mandated reporters by the maltreatment type alleged. Mandated reporters include legal/law enforcement personnel, educational personnel, social service workers, mental health workers, medical personnel, and child care providers. A full list of mandated reporters by professions is available at <https://dcf.wisconsin.gov/cps/mandatedreporter>, as well as in Wis. Stat. s. 48.981(2).

Statewide, mandated reporters surpassed non-mandated reporters in the number of maltreatment allegations across each type of maltreatment. Mandated reporters made a total of 25,025 maltreatment allegations in 2020 as compared to the 14,705 maltreatment allegations made by non-mandated reporters.

Figure 11

Total Maltreatment Allegations by Maltreatment Type and by Mandated and Non-Mandated Reporters 2020



Reporters Allegations and Subsequent Findings

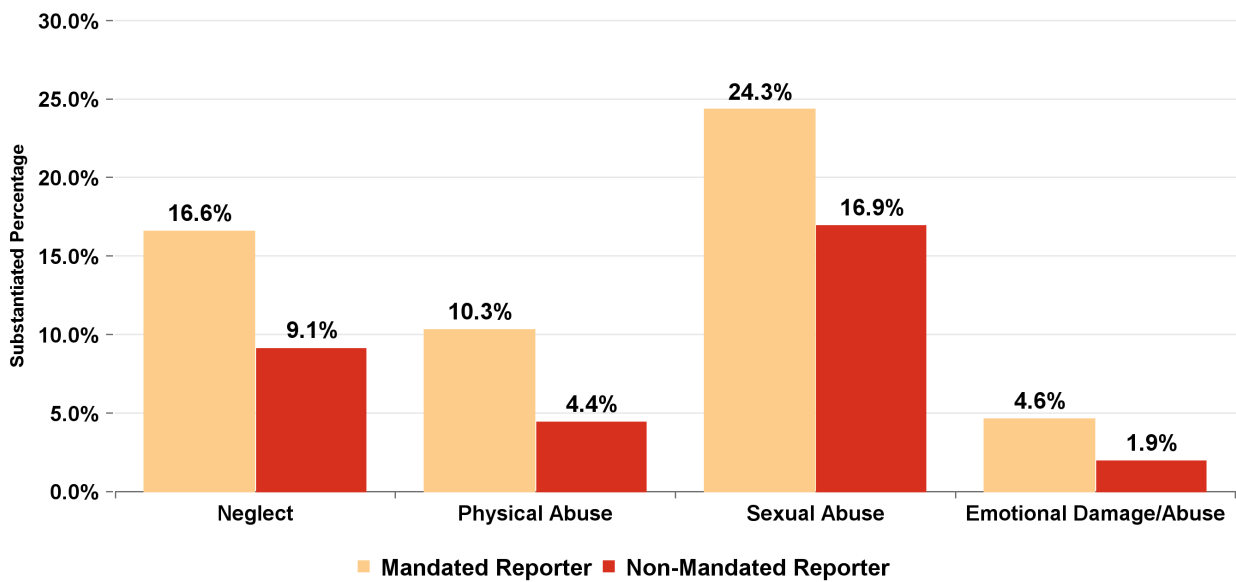
This section examines screened-in maltreatment allegations reporters made during calendar year 2020 that were found through CPS initial assessment to be substantiated instances of child maltreatment.

Figure 12, below, compares the percentage of substantiated maltreatment allegations by type, and by whether the referral was made by a mandated or non-mandated reporter. The total number of maltreatment allegations by type can be seen in Table 5.

In Wisconsin, across all categories of maltreatment, allegations received by mandated reporters were found to have a higher percentage of allegation substantiations after CPS initial assessment than nonmandated reporters' maltreatment allegations. This higher percentage of substantiation is likely because mandated reporters are in general more educated on child maltreatment reporting protocol, and it may be that they are less likely to report situations that do not meet the definition of child maltreatment than non-mandated reporters except for allegation type of emotional damage/abuse.

Figure 12

Percentage of Substantiated Maltreatment Allegations by Type and by Mandated and Non-Mandated Reporters 2020



* The total number of maltreatment findings presented above does not include the 6,927 maltreatment findings of 'services needed' and 'services not needed' associated with alternative response assessments.

Victims

A child is considered a maltreatment victim when the CPS agency identifies that at least one maltreatment allegation was substantiated upon completion of the CPS initial assessment. Therefore, if a child is a victim of more than one maltreatment allegation in the same CPS initial assessment, he/she is counted as a victim once. Likewise, if the same child was involved in two or more CPS initial assessments (for example, one in January and one in October), in which he/she had at least one substantiated maltreatment allegation, the child is counted only once for the state rate but may factor into the abuse victimization rates of multiple counties. Based on this method, there were 3,985 victims of substantiated maltreatment in 2020.

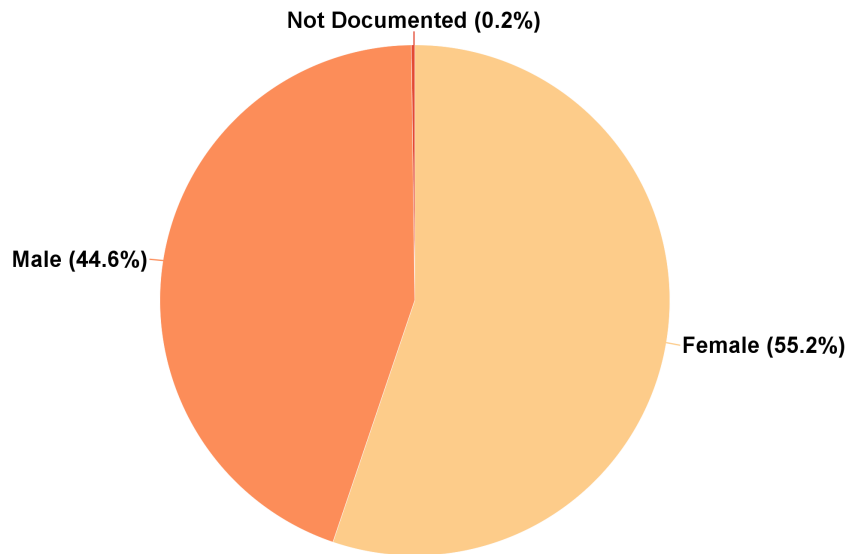
Characteristics of Maltreated Children

Gender

Figure 13, below, displays the calendar year 2020 victims by gender. In Wisconsin, more females were the victims of child maltreatment than were males, likely because they suffer higher rates of sexual abuse than males.

Figure 13

Gender of Unique Child Maltreatment Victims
2020



Wisconsin Child Abuse and Neglect Report for CY2020

Table 9, below, displays the child victimization rate by gender for calendar year 2020. The victimization rate by gender is calculated by dividing the number of unique female and male victims in 2020 by the respective Wisconsin female and male child population (ages 0-17). In 2020, females comprised a disproportionate share of the victims given their number in the Wisconsin child population.

Table 9

**Child Victimization Rate by Gender *
2020**

Gender	Child Population (0-17 Years Old)	Count of Victims	Child Victims per 1,000 Children
Female	614,649	2,200	3.6
Male	643,875	1,776	2.8
Not Documented	N/A	9	N/A
Total	1,258,524	3,985	3.2

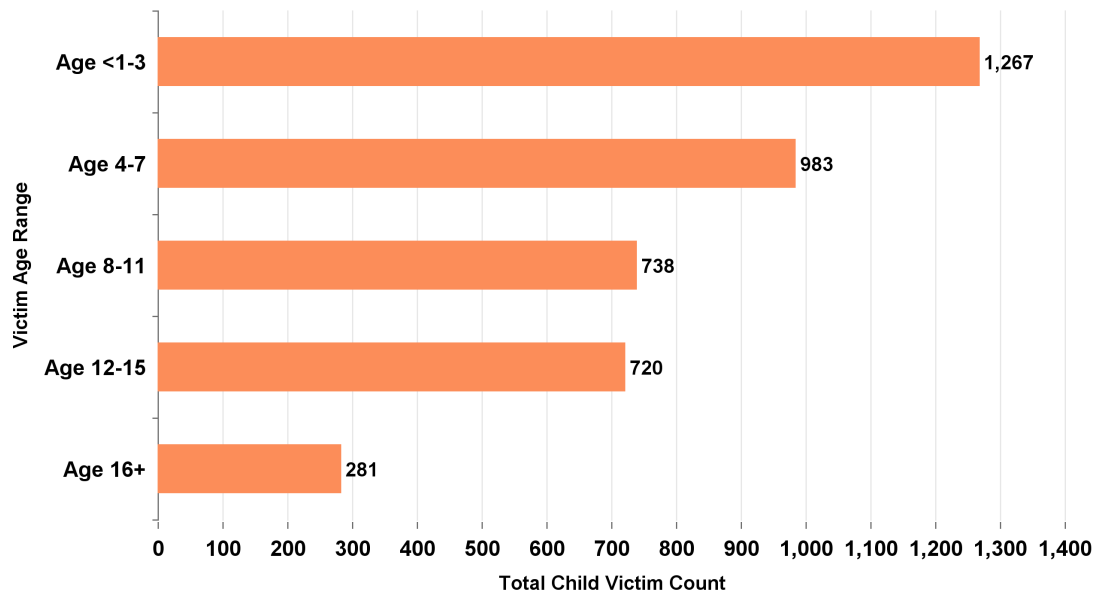
* Population source: Office of Juvenile Justice 2020 Easy Access Population Profile: <https://www.ojjdp.gov/>

Age

Figure 14, below, displays the count of victims by age range for calendar year 2020. In 2020, the <=3 age group accounted for the largest number of victims and 56.4 percent of victims were under the age of 8. These proportions have been stable over time.

Figure 14

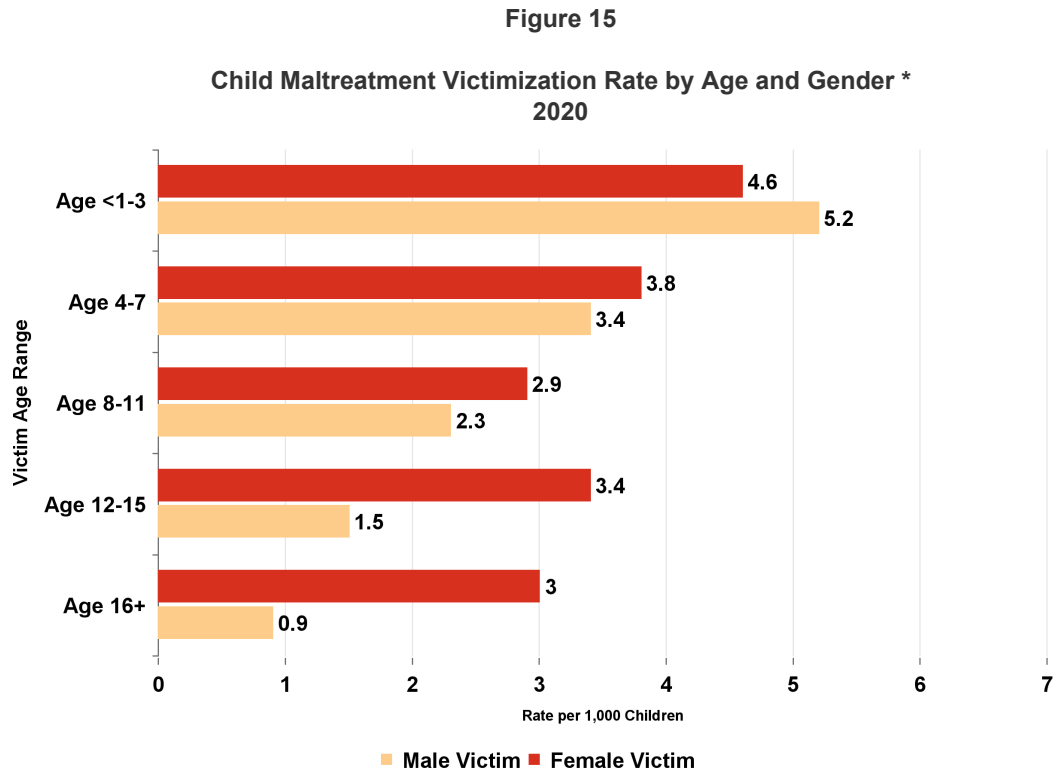
**Age Range of Unique Child Maltreatment Victims *
2020**



* The total number of children included in this chart is slightly larger than the number of unique victims in Table 9 as some children were maltreated multiple times throughout the year, and belong in two age groups.

Wisconsin Child Abuse and Neglect Report for CY2020

Figure 15, below, displays the child maltreatment victimization rate by age and gender for calendar year 2020. This victimization rate is calculated by dividing the number of 2020 unique child victims of each gender and age group by the respective number of children in the state's population of the same gender and age group. In the younger age groups, males and females are victimized at similar rates. As children age, the victimization rate drops for both groups, but the female victimization rate remains higher than the male victimization rate for the older four age groups.

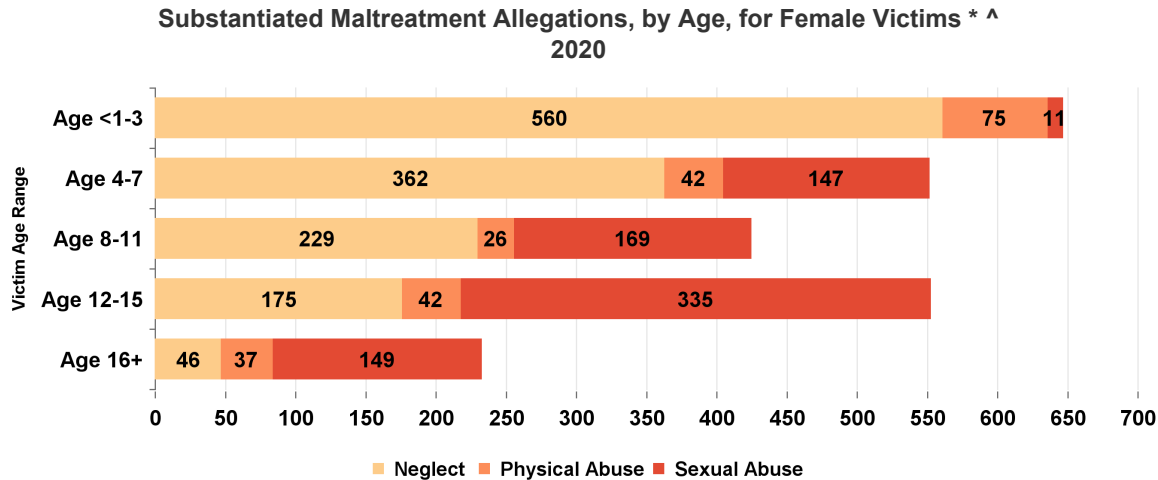


* Population source: Office of Juvenile Justice 2020 Easy Access Population Profile: <https://www.ojjdp.gov/>

Wisconsin Child Abuse and Neglect Report for CY2020

To understand why there are gender differences in the victimization rates, please refer to Figure 16 and 17, below. Figure 16 displays the number of substantiated maltreatment allegations, by victim age range, for female victims. Figure 17 provides the same information for male victims. The 2,200 female victims with documented ages experienced 2,420 maltreatment substantiations, while the 1,774 male victims with documented ages experienced 1,997 maltreatment substantiations. In comparing figures 16 and 17, females experience greater instances of substantiated sexual abuse compared to their male counterparts. These figures also show that males experience greater instances of substantiated physical abuse compared to their female counterparts. Allegations of neglect declines with age for males and females.

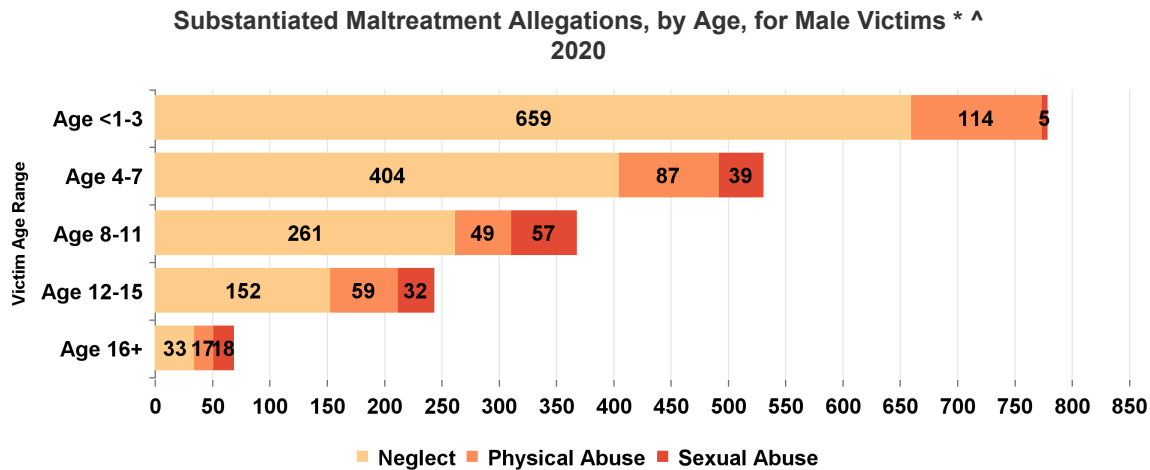
Figure 16



* There were 15 instance(s) of substantiated emotional abuse allegations, made up of 1 instance(s) in <1-3 year olds, 1 instance(s) in 4-7 year olds, 4 instance(s) in 8-11 year olds, 8 instance(s) in 12-15 year olds, and 1 instance(s) in 16+ year olds.

^ Figure 16 does not include the 9 maltreatment substantiations with undocumented gender and/or age values.

Figure 17



* There were 11 instance(s) of substantiated emotional abuse allegations, made up of 1 instance(s) in <1-3 year olds, 5 instance(s) in 4-7 year olds, 2 instance(s) in 8-11 year olds, 2 instance(s) in 12-15 year olds, and 1 instance(s) in 16+ year olds.

^ Figure 17 does not include the 9 maltreatment substantiations with undocumented gender and/or age values.

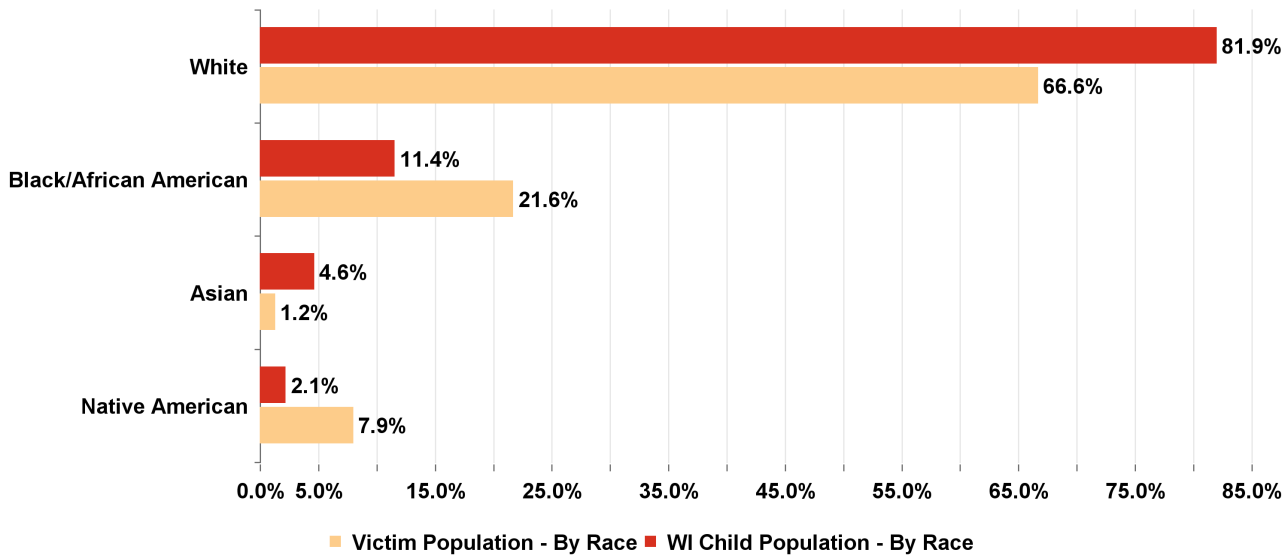
Wisconsin Child Abuse and Neglect Report for CY2020

Race and Ethnicity

Figure 18, below, displays the percentage of unique victims by race for calendar year 2020, as compared to the race of the total Wisconsin child population. African American children and American Indian/Alaskan Native children are victims of child maltreatment at higher proportions than their comparative share of the general Wisconsin child population.

Figure 18

Victim and Wisconsin Child Population by Race Comparison * ^ 2020



* Population source: Office of Juvenile Justice 2020 Easy Access Population Profile: <https://www.ojjdp.gov/>

^ The 104 victims (2.6 percent) who are identified as 'unable to determine' or 'not documented' are not included in the chart above. Likewise the 5 Native Hawaiian/Pacific Islander victims are also not depicted above.

Of the 3,985 unique child maltreatment victims, 3,442 victims (86.4 percent) were identified as not Hispanic, 438 victims (11 percent) were identified as Hispanic, and for 105 victims (2.6 percent) the ethnicity was unknown or not documented. People of Hispanic ethnicity may be of any race.

Abusive Head Trauma and Impacted Babies

2005 Wisconsin Act 165 amended state statutes by creating provisions for the training of individuals who care for or supervise children under age 5 on shaken baby syndrome and impacted babies. Shaken Baby Syndrome is defined as “a severe form of brain injury that occurs when an infant or young child is shaken forcibly enough to cause the brain to rebound against his or her skull.” [Ref. Wis. Stat. s. 253.15(1)(f)] Impacted Baby is defined as, “an infant or young child who suffers death or great bodily harm as a result of being thrown against a surface, hard or soft.” [Ref. Wis. Stat. s. 253.15(1)(d)] The term “Abusive Head Trauma” encapsulates all descriptions of shaken baby syndrome, cranial cerebral trauma or injury, subdural hemorrhage/hematoma, retinal hemorrhage, traumatic brain injury, and blunt force head trauma.

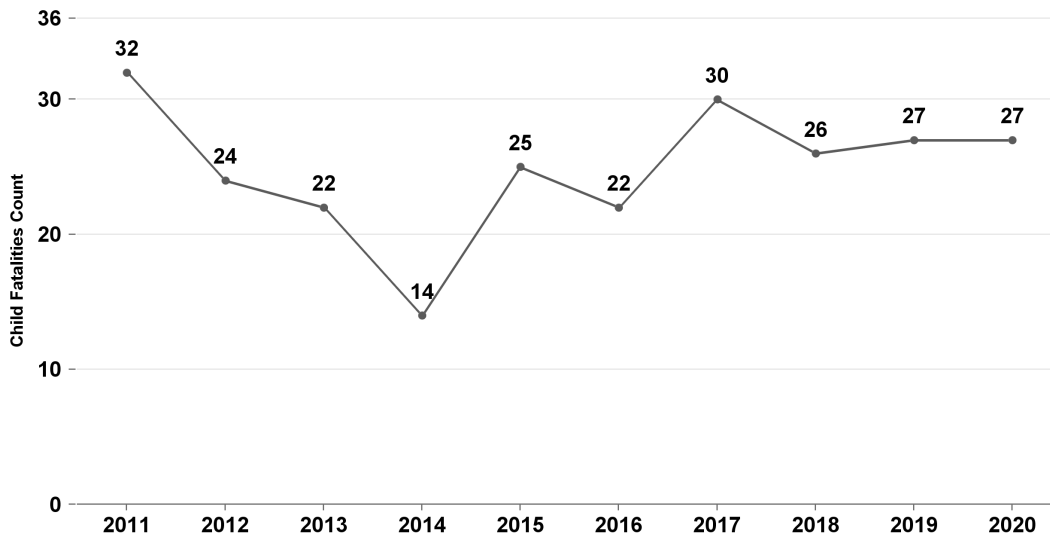
In 2020, there were 106 maltreatment allegations where one of the abusive head trauma and impacted baby related diagnoses was used to describe the maltreatment allegation for children ages 0 through 4 years. Of the 106 allegations made in 2020, 46 (43.4 percent) were found to be substantiated upon completion of the CPS initial assessment, representing 44 child victims. A total of 34 of the 46 substantiated allegations were for children under the age of one. Of these substantiated victims, 27 (61.4 percent) were male and 17 (38.6 percent) were female. The maltreater was the child’s biological parent in the majority of the substantiated allegations.

Fatalities

The death of a child is one of the most tragic consequences of child maltreatment. The role of Child Protective Services in the case of a child maltreatment death is to assure the safety of any other children present in the family and to assess the family’s need for services. Investigations of child deaths are generally handled by law enforcement agencies. For purposes of this report, the only child fatalities included are child deaths that were associated with a substantiated allegation of maltreatment. In 2020, county CPS agencies and the Division of Milwaukee Child Protective Services reported 27 substantiated cases of a child having died from maltreatment. Figure 19, below, shows the count of child fatalities substantiated due to maltreatment from 2011-2020.

Figure 19

**Count of Child Fatalities Substantiated as Maltreatment
2011-2020**

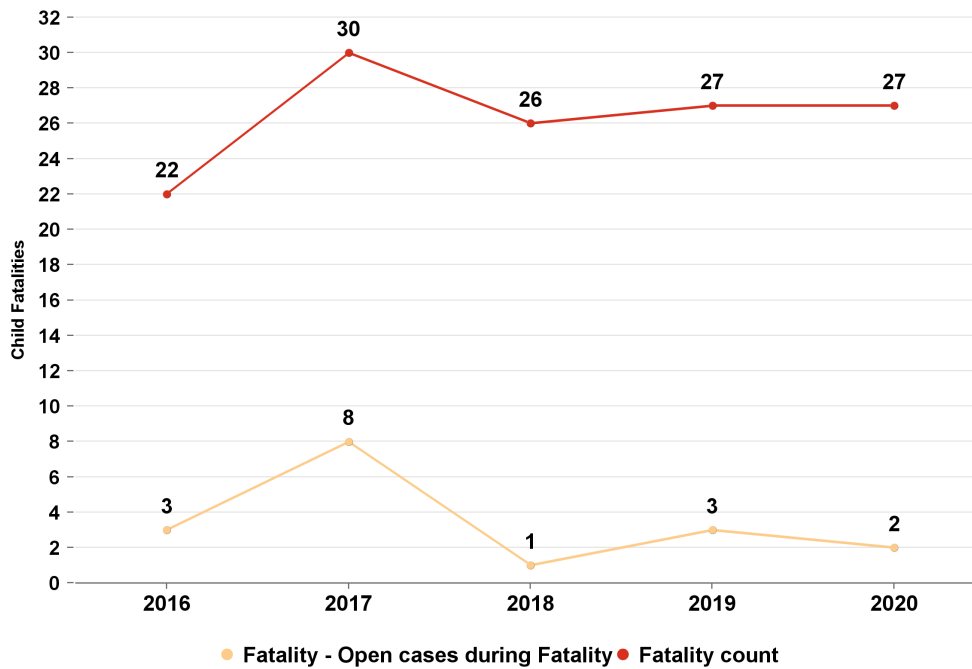


Wisconsin Child Abuse and Neglect Report for CY2020

Figure 20, below, shows the five-year trend of total child fatalities and compares this number with the number of children who were receiving CPS services at the time of their death. The figure shows that two children were in an open case at the time of their death.

Figure 20

Child Fatalities Open for Investigation at Time of Fatality and Total Fatality Comparison 2016-2020



A review of the cases reported by CPS agencies of a child having died from maltreatment during the past five years (2016-2020) highlights trends among child maltreatment fatalities in Wisconsin. First, the majority of children who are victims of maltreatment which result in death are babies or very young children. Of the reported child maltreatment fatalities in 2020, 63.0 percent of the deaths were children age three or under and 37.0 percent of the deaths were children under age one.

The majority of maltreaters, where the relationship of the maltreater to the child was able to be determined, substantiated for the child's death in 2020 were the biological parents and partner(s)/friend(s) sharing dwelling. The most frequent maltreater was the biological mother (40.7 percent), biological father (29.6 percent), and partner(s)/friend(s) sharing dwelling (33.3 percent). In cases involving the biological mother, biological father, or partner(s)/friend(s) sharing dwelling, the maltreatment type was predominantly neglect of the child. The average age of the known substantiated maltreaters in 2020 was 27.3 years.

Wisconsin Child Abuse and Neglect Report for CY2020

Table 10, below, provides a summary of the 2020 child maltreatment fatalities, maltreater information, and maltreatment type by county. Of the 27 child maltreatment fatalities in 2020, nine were attributable to abusive head trauma or were impacted babies, which are noted in Table 10 and are further described following the table. Two children were in an open child welfare case with a county CPS agency or the Division of Milwaukee Child Protective Services at the time of the child's death.

**Table 10
Profile of Child Fatalities due to Substantiated Abuse
2020**

County	Maltreatment Type	Child Victim			Maltreater			
		Age at Death	Gender	Race / Ethnicity	Age at Death	Gender	Race/ Ethnicity	Relationship to Child
Brown	Neglect	5	Male	African American	25	Female	African American	Biological Parent(s)
Crawford*~	Neglect	3	Male	White	32	Female	White	Biological Parent(s)
	Physical Abuse				29	Male	White	Partner(s)/Friend(s) sharing dwelling
Dane	Physical Abuse	13	Female	White	44	Male	White	Biological Parent(s)
Dane*	Physical Abuse	<1	Female	African American/ Hispanic	24	Male	African American	Biological Parent(s)
Dodge*	Physical Abuse	3	Male	White	32	Female	White	Biological Parent(s)
Lincoln~	Neglect	1	Male	White	22	Female	White	Biological Parent(s)
					23	Male	White	Biological Parent(s)
Marathon	Neglect	<1	Male	White/Hispanic	22	Female	White	Biological Parent(s)
Milwaukee*	Neglect	<1	Male	African American	32	Female	African American	Biological Parent(s)
Milwaukee	Physical Abuse	5	Female	African American	26	Male	African American	Biological Parent(s)
Milwaukee	Physical Abuse	4	Female	African American				Partner(s)/Friend(s) sharing dwelling
Milwaukee*	Physical Abuse	<1	Male	African American	19	Male	African American	Partner(s)/Friend(s) sharing dwelling
Milwaukee	Neglect	5	Male	African American	27	Male	African American	Biological Parent(s)
Milwaukee	Neglect	4	Female	White	19	Female	White	Biological Parent(s)
	Physical Abuse				20	Male	White	Partner(s)/Friend(s) sharing dwelling
Milwaukee	Neglect	<1	Male	White	24	Female	White	Biological Parent(s)
					40	Male	White/Hispanic	Biological Parent(s)
Milwaukee	Physical Abuse	14	Male	African American	43	Male	African American	Partner(s)/Friend(s) sharing dwelling
Milwaukee	Physical Abuse	16	Female	African American				Partner(s)/Friend(s) sharing dwelling
Milwaukee	Physical Abuse	17	Female	African American				Relative Non-Care Provider(s)
Milwaukee*	Neglect	<1	Male	African American	19	Male	African American	Biological Parent(s)
	Physical Abuse							

Wisconsin Child Abuse and Neglect Report for CY2020

Milwaukee*	Physical Abuse	<1	Male	African American	-	-	-	Unknown
Milwaukee	Neglect	2	Female	African American	22	Female	African American	Biological Parent(s)
Outagamie	Physical Abuse	5	Male	White	-	-	-	Unknown
Outagamie	Physical Abuse	3	Female	White				
Outagamie	Physical Abuse	3	Female	African American	25	Male	African American	Partner(s)/Friend(s) sharing dwelling
Portage*	Physical Abuse	<1	Male	White	24	Male	White	Partner(s)/Friend(s) sharing dwelling
Racine	Neglect	<1	Male	White	35	Female	White	Biological Parent(s)
Rock*	Physical Abuse	1	Female	White	30	Male	White	Partner(s)/Friend(s) sharing dwelling
Vilas	Neglect	<1	Male	Native American/ Alaskan Native	27	Male	Native American/ Alaskan Native	Biological Parent(s)
					26	Female	Native American/ Alaskan Native	Biological Parent(s)

* These maltreatment fatalities were the result of the maltreater causing the child to have abusive head trauma or to become an 'impacted baby'.

~These cases were open for child welfare services with the county CPS agency or the Division of Milwaukee Child Protective Services at the time of the child's death.

Maltreaters

A person is considered a maltreater when the CPS agency, after completing the CPS initial assessment, identifies the person as having committed one or more types of child maltreatment. A person is counted as a maltreater once per CPS initial assessment no matter how many substantiated maltreatment types they have committed. Likewise, a maltreater is counted only once if they are involved in two or more separate CPS initial assessments in which they had at least one substantiated maltreatment finding during the calendar year (for example, one in January and one in October).

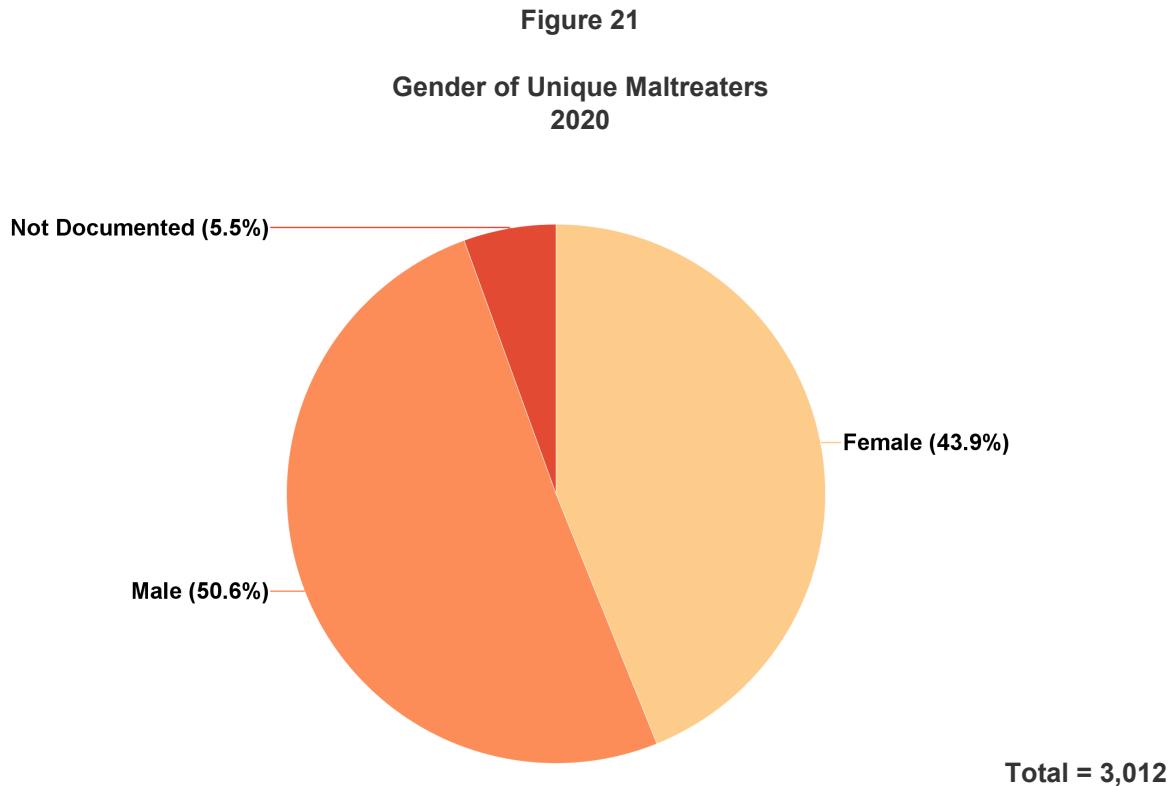
Based on this method, in calendar year 2020 there were 3,012 known unique maltreaters of substantiated child maltreatment. There are fewer unique maltreaters than unique victims (3,985) and unique instances of substantiated abuse (4,426) because some maltreaters were found to have maltreated more than one child and/or to have committed multiple instances of abuse or neglect. Note that within the 4,426 unique instances of substantiated abuse, 242 of those instances had an unknown maltreater who is not included within these figures.

With the exception of cases of alleged sex trafficking, CPS agencies do not routinely complete a CPS initial assessment in situations where the alleged maltreater is not a caregiver for the child or children. As these matters are generally referred to law enforcement, the characteristics of non-caregivers who maltreat children who do not have a CPS initial assessment completed are not represented in this report.

Characteristics of Maltreaters

Gender

Figure 21, below, displays the frequency and proportion of maltreaters by their gender.

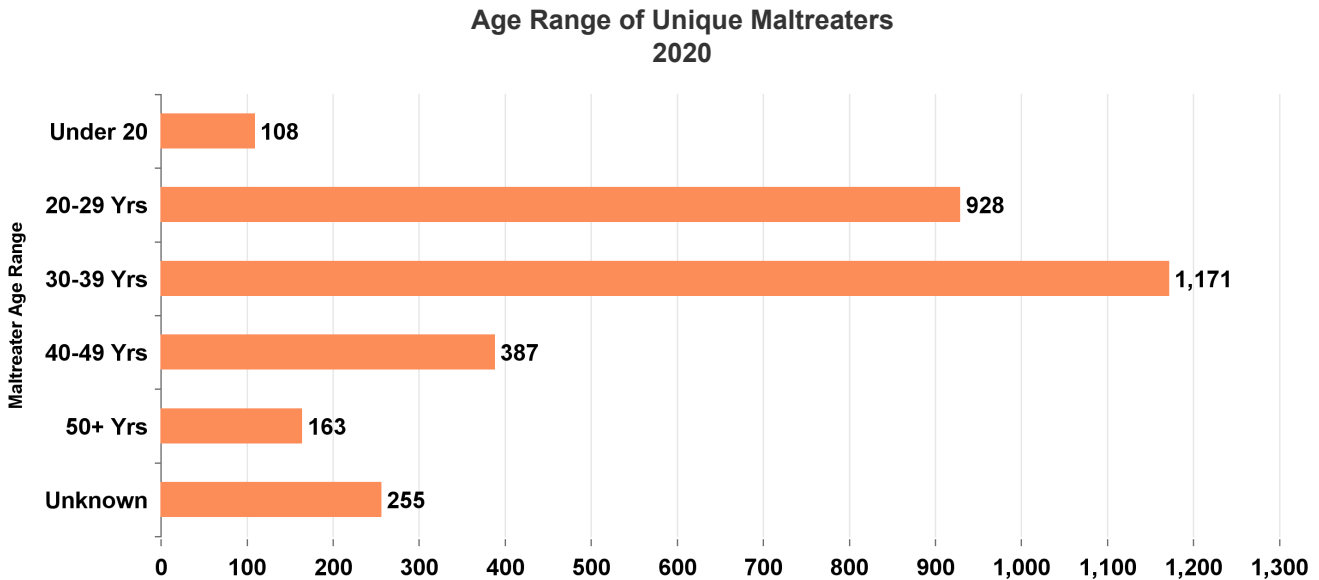


Wisconsin Child Abuse and Neglect Report for CY2020

Age

Figure 22, below, shows the count and percentage of maltreaters by their age range for calendar year 2020. As the majority of maltreaters are parents, the most common child-rearing age groups account for the largest number of maltreaters.

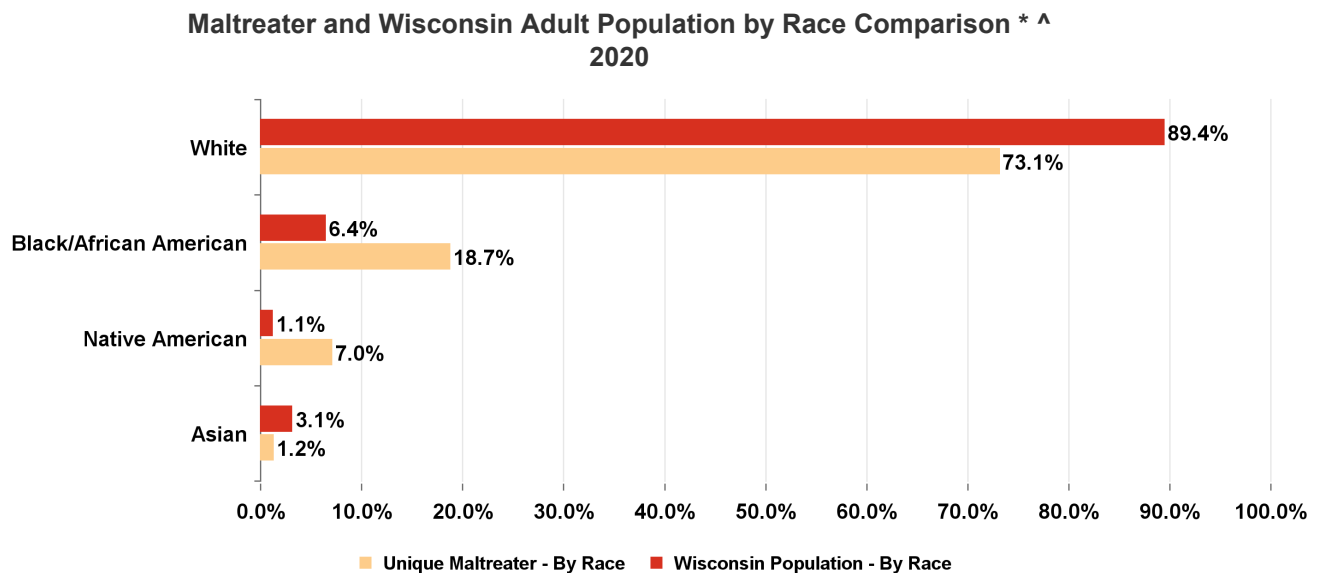
Figure 22



Race and Ethnicity

Figure 23, below, compares the 2020 percentage of maltreaters by race with the Wisconsin adult population. Persons who identified as African American and American Indian / Alaskan Native comprise a larger share of identified maltreaters than their proportional share of Wisconsin's general adult population.

Figure 23



* Population source of WI adult population: Office of Juvenile Justice 2020 Easy Access Population Profile: <https://www.ojjdp.gov/>

^ The maltreaters who were identified as 'unable to determine', 'not documented', or 'Native Hawaiian / Other Pacific Islander' are not depicted in the chart.

Wisconsin Child Abuse and Neglect Report for CY2020

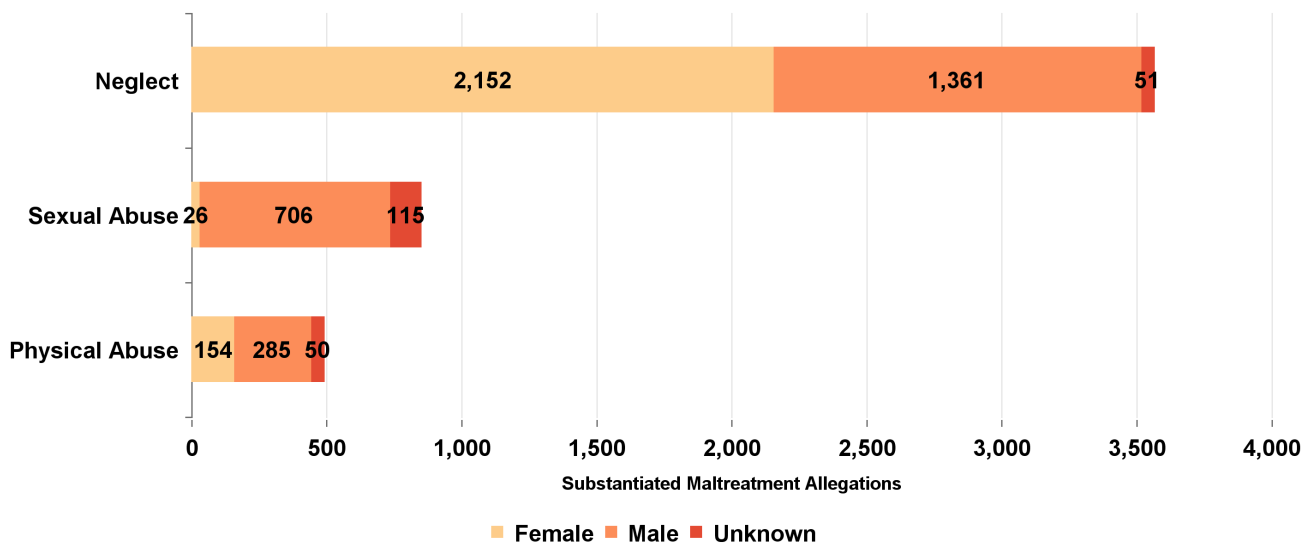
Of the 3,012 unique maltreaters, 2,237 (74.3 percent) were identified as not Hispanic, 234 (7.8 percent) were identified as Hispanic, and 541 (18 percent) maltreaters had an unknown or not documented ethnicity. People of Hispanic ethnicity may be of any race.

Substantiated Allegations

The 3,012 unique known maltreaters were involved in 4,928 unique maltreatment allegations. Figure 24, below, depicts the 4,928 maltreatment allegation findings by maltreater gender during calendar year 2020. If a maltreater had more than one substantiated allegation finding during the year he/she will be depicted more than once in this graph. Males are sexual perpetrators at substantially greater rates than females. The majority of female perpetrators' maltreatment was related to neglect.

Figure 24

**Substantiated Maltreatment Allegations by Abuse Type and Maltreater Gender *
2020**



* Of the 28 total substantiated allegations of emotional abuse, males accounted for 16 maltreaters, females accounted for 12 maltreaters, and 0 maltreaters had an undocumented gender.

Wisconsin Child Abuse and Neglect Report for CY2020

Relationship to Victim

This section outlines the relationship of maltreaters to the child victims they were found to have maltreated. Table 11, below, shows all substantiated maltreatment allegations by maltreatment type and the person designated as the maltreater. The first category, primary caregivers, is comprised of maltreaters who live in the home, regularly or intermittently, with the child victim. In 2020, primary adult caregivers in the home (i.e. parents, step-parents, partners of parents, and foster parents) were the maltreaters in 88.5 percent of the substantiated maltreatment allegations. The second category, secondary caregivers, is comprised of adults who have temporary caregiving responsibility for the child victim but do not live in the child's home. The third category, non-caregivers, are individuals who interact with the child but do not have caregiving responsibility. The last category depicts those allegations where the maltreater is unknown or not verified where, for example, the CPS agency may have a preponderance of evidence that a child was maltreated but not enough information to verify a specific maltreater.

Table 11

**Substantiated Allegations by Maltreater Relationship to Child Victim *
2020**

Maltreater Relationship	Neglect	Physical	Sexual	Emotional	Total	Percentage
Primary Caregivers						
Parent	2,966	279	132	24	3,401	62.1%
Partner/Friend of parent sharing dwelling	311	70	117	2	500	9.1%
Step-Parent(s)	91	20	63	1	175	3.2%
Sibling/Step-sibling	4	11	133	0	148	2.7%
Relative in Home	64	12	36	0	112	2%
Non-Relative Guardian(s)	13	7	6	1	27	0.5%
Foster Parent	3	3	2	0	8	0.1%
Others Sharing Foster Home	0	0	2	0	2	0%
Primary Caregivers Total:	3,452	402	491	28	4,373	88.5%
Secondary Caregivers						
Relative Not in Home	11	4	92	0	107	2%
Other Child Care Provider	30	12	41	0	83	1.5%
Relative Care Provider(s)	28	6	39	0	73	1.3%
Teacher/Other school employee(s)	0	0	34	0	34	0.6%
Licensed/Certified Child Care Provider	4	3	0	0	7	0.1%
Residential Facility Staff	2	0	0	0	2	0%
Youth Org. Staff or Volunteer Leader(s)	0	0	2	0	2	0%
Secondary Caregivers Total:	75	25	208	0	308	6.2%
Non-Caregivers						
Other Non-Caregiver	7	4	80	0	91	1.7%
Family Friend(s)	14	1	15	0	30	0.5%
Stranger(s)	0	1	15	0	16	0.3%
Peer Maltreater(s)	0	0	6	0	6	0.1%
Neighbor(s)	0	1	3	0	4	0.1%
Non-Caregivers Total:	21	7	119	0	147	3.0%
Unknown						
Unknown	26	57	30	0	113	2.1%
Unknown Total:	26	57	30	0	113	2.3%
State Total	3,574	491	848	28	4,941	100.0%

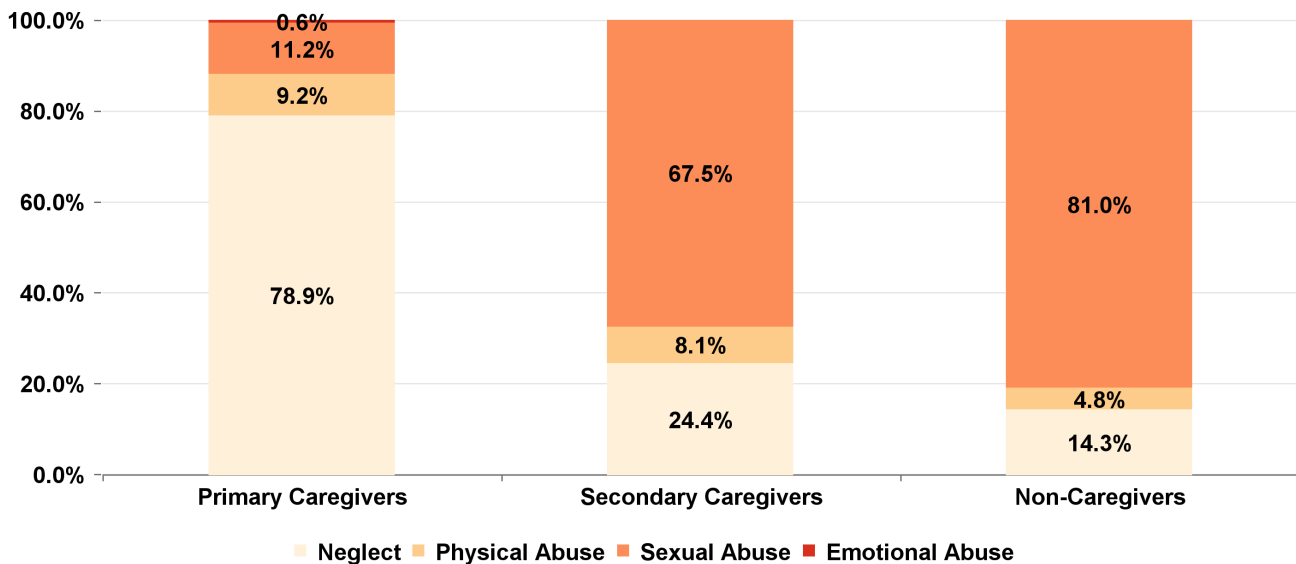
* The total maltreaters counted by relationship type here are a slightly larger number than unique maltreaters as some maltreaters have multiple relationships to their victim(s).

Wisconsin Child Abuse and Neglect Report for CY2020

Figure 25, below, shows the percentage of substantiated maltreatment allegations, by maltreatment type and by the three maltreater categories (primary, secondary, and non-caregiver). For the 4,373 substantiated maltreatment allegations by primary caregivers, the largest share of their total substantiated maltreatment allegations is neglect at 78.9 percent. However, the 308 secondary caregivers and 147 non-caregivers had sexual abuse as the largest share of their total substantiated maltreatment allegations at 67.5 percent and 81.0 percent, respectively.

Figure 25

Percentage of Maltreatment Substantiations, by Maltreatment Type, and by Maltreater Category *
2020



* The 113 instances of maltreatment by an unknown maltreater was not included in these figures.

Services to Families

The role of CPS differs in cases of familial and non-familial maltreatment, and therefore the services the CPS agency offers a family likewise differs. In all cases, a substantiated maltreatment finding is not required for a family to be offered or receive services. In cases of maltreatment involving primary caregivers, the decision to provide services to the family is based on the safety assessment and analysis and resulting safety decision, as well as court related intervention when applicable. In calendar year 2020, primary caregiver CPS initial assessments comprised 88.8 percent of the 20,960 CPS initial assessments completed by agencies that year. The safety decision is the CPS agency's determination, based on the information gathered during the CPS initial assessment, as to whether the conditions present make the child/children unsafe in the family home. A designation of safe or unsafe is required for all children who reside within the household. If at least one child is designated as unsafe, then the initial assessment safety decision finding for the home is unsafe.

The role of CPS in cases of maltreatment by secondary and non-caregivers is to collaborate with and support the primary caregivers in providing protection and services for the child, when necessary. CPS agencies completed 1,489 secondary CPS initial assessments and non-caregiver investigations (7.1 percent of all assessments) during calendar year 2020.

Safety Decisions and Services

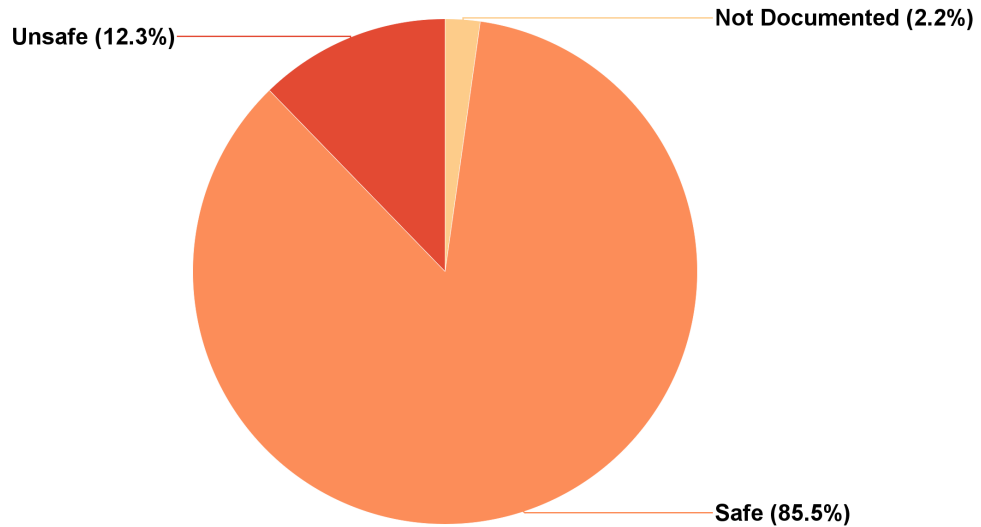
Figure 26 shows the safety decisions for completed safety assessments in primary caregiver CPS initial assessments. In calendar year 2020, the majority (85.5 percent) of primary caregiver CPS initial assessments resulted in a decision that all children in the family were safe. There were 2,395 primary caregiver CPS initial assessments (12.3 percent) which resulted in a decision that children were unsafe. Another 435 primary caregiver initial assessments were not documented as safe or unsafe. Appendix L shows safety assessment results in primary caregiver CPS initial assessments by county.

If the CPS agency determines a child to be safe, it is not required to offer or refer the family to services. The CPS agency may still inform the family about voluntary services or available community resources to help meet family needs or support family functioning.

If a child is determined to be unsafe, the CPS agency is required to implement a safety or protective plan to assure the child is safe and protected. The [CPS Safety Intervention Standard](#) provide CPS workers with a structured analysis and decision-making framework to assess what specific, observable factors are making the child unsafe. These factors are known as danger threats. The identified danger threats and the analysis of these danger threats form the basis for safety planning. Safety planning ensures that danger threats are controlled to keep the child safe while the CPS agency works with the family to develop a plan to change those conditions or behaviors negatively affecting child safety. The goal is to eliminate danger threats in the family or to ensure the family has the protective capacities and/or resources necessary to control danger threats on its own.

Figure 26

Safety Assessment Results in Primary Caregiver CPS Initial Assessments *
2020



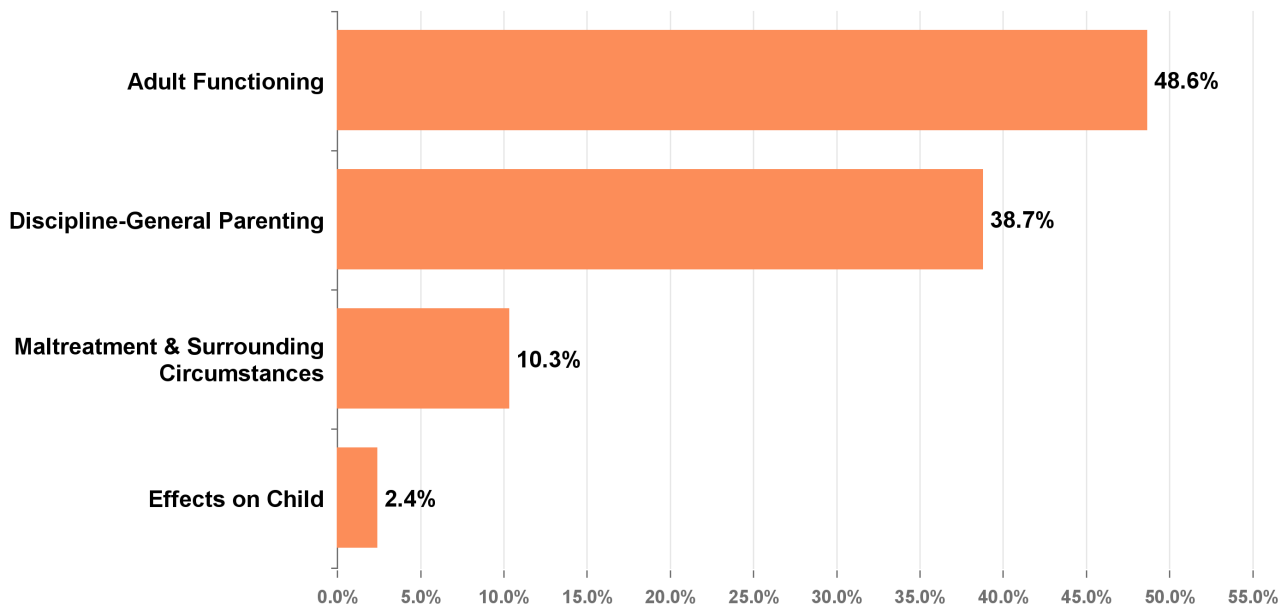
* The figures above reflect the safety findings attached to the initial assessment disposition, whereas previous Child Abuse and Neglect Reports also provided the safety findings attached to the stand alone safety assessment if there was no safety finding on the I.A. These figures are therefore similar but not directly comparable to Child Abuse and Neglect Reports published in 2014 and earlier.

While there are several distinct danger threats that can be identified as part of a CPS initial assessment process, for analytical purposes these threats may be grouped into four categories based on the nature of the concern. First, there are danger threats that relate to the act of maltreatment itself and the surrounding circumstances, such as premeditation, lack of remorse by the maltreater, or a hazardous living environment. Second, there are situations where the maltreatment has caused serious effects to the child such as emotional issues, lack of behavior control, and/or severe physical injury. Third, there are danger threats caused by deficiencies in adult functioning such as out-of-control behavior and/or violent tendencies. Finally, there are danger threats characterized by issues involving discipline and parenting practices such as blaming the child for the adult’s problems, a lack of knowledge, resources, and/or motivation necessary to provide basic care for the child, and/or ability to provide necessary supervision of a child.

In the 2,395 primary caregiver CPS initial assessments which resulted in a decision that children were unsafe, 6,321 danger threats involving 3,896 unique children were identified. There are more danger threats than CPS initial assessments as each initial assessment can identify multiple danger threats. Of the 2,395 unsafe primary caregiver CPS initial assessments, 63.3 percent of CPS initial assessments had one danger threat identified, 25.6 percent had two identified, 7 percent had three identified, 2.6 percent had four or more identified, and 1.4 percent had five or more danger threats identified. Figure 27 shows the frequency of identified danger threats by the groupings described above.

Figure 27

Frequencies of Danger Threats by Category
2020



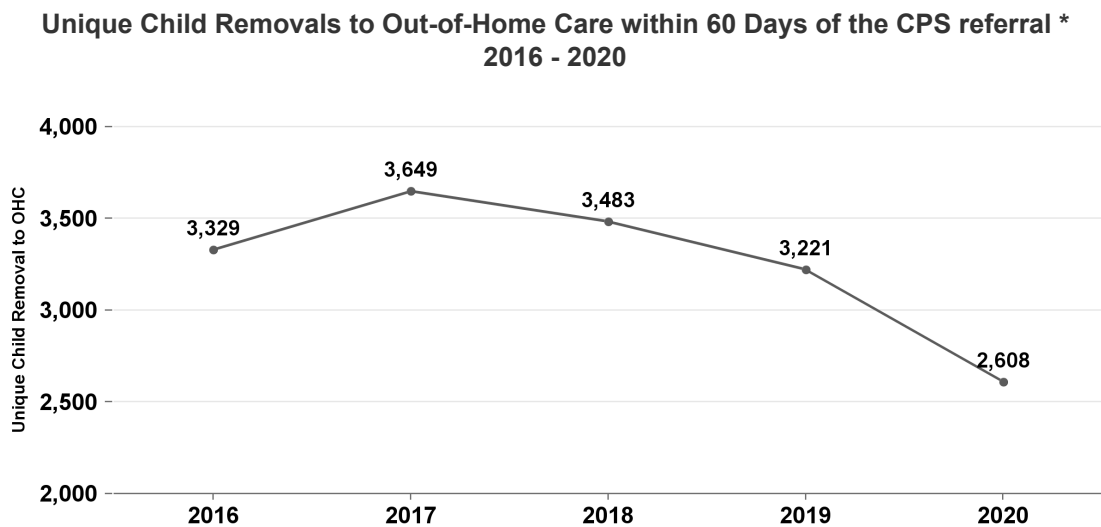
Safety-related services are provided in the family home whenever possible to maintain and support the family unit. Services provided to ensure child safety are intended to immediately control any conditions or behaviors that place a child in danger. Some of these safety-related services may include parenting assistance, supervision/observation, child care/respice, mental and physical health services, and/or resources to help meet basic needs. In addition to services offered as part of the safety plan, the family may also be offered additional services to meet family needs and/or support family functioning. The use of in-home safety services for families reduces the need for more intrusive interventions such as removal of the child from the family home and may be used in response to children and families involved in both substantiated and unsubstantiated cases.

CPS Removals of Children to an Out-of-Home Placement

If the conditions in the home pose immediate danger to a child and in-home services are not available at the time, frequency, or level required to assure the safety of the child, the child may be removed from the family home and placed temporarily in out-of-home care. A substantiated maltreatment finding is not required or necessary for a child to be placed in out-of-home care when the child is unsafe. An out-of-home placement may be with a relative, a foster home, group home, shelter, or residential child-caring facility.

During 2020, 2,608 unique children were placed in out-of-home care during the first 60 days after the screened-in CPS referral. This 60-day timeframe is considered as caseworkers are held to the standard of completing the CPS initial assessment within this timeframe. As some children were placed into out-of-home care multiple times in 2020, there were 2,792 instances of children being removed from their home and placed into out-of-home care during the first 60 days after the screened-in CPS referral. Figure 28, below, shows unique child removals to out-of-home care during the first 60 days over the last 5 years.

Figure 28



* Historical data displayed in this chart may be slightly different, and generally larger, than previously published Child Abuse and Neglect Reports due to data updates. Updates may be due to the appeals process resulting in overturned decisions or a lag of data entry.

Children who were placed in an out-of-home placement as a result of unborn child abuse are not included in the figures above and are presented separately in Appendix B.

Wisconsin Child Abuse and Neglect Report for CY2020

Table 12, below, displays the gender, count, and average age of children removed during a CPS initial assessment in 2020. Of the 2,608 children removed from their family home and placed in out-of-home care in order to address danger threats identified during the CPS initial assessment, 49.7 percent were female and 50.3 percent were male.

Table 12

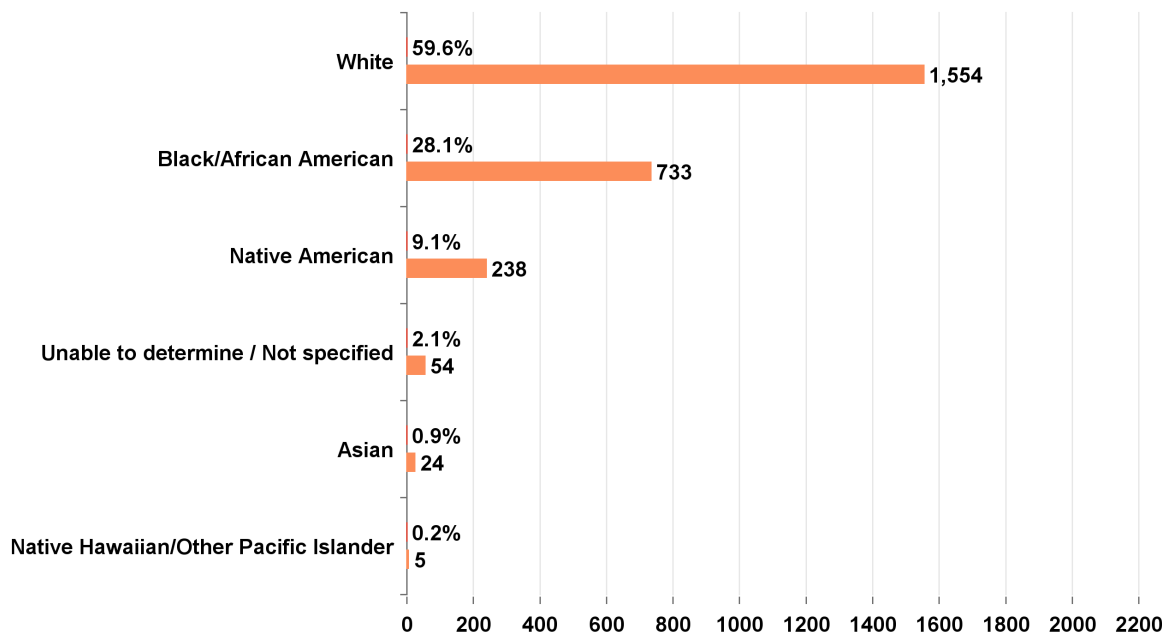
Count and Average Age of Unique Children Removed to Out-of-Home Care within 60 Days of the CPS Report 2020

Gender	Count of Children Removed	Percentage	Average Age
Female	1,295	49.7%	8.1
Male	1,313	50.3%	6.8
Total:	2,608	100%	7.5

Figure 29 below, displays the primary race of the unique children who were placed in out-of-home care during the first 60 days after the screened-in CPS referral. Of these children removed to out-of-home care, 265, or 10.2 percent, were identified as Hispanic, and 2,273 children, or 87.2 percent, were identified as not Hispanic. A total of 70 of these children, or 2.6 percent, had an undocumented or unknown Hispanic ethnicity.

Figure 29

Race of Unique Children Removed to Out-of-Home Care within 60 Days of the CPS Referral 2020



Initial Assessment Disposition

The initial assessment disposition is the action the CPS agency took upon completion of the CPS initial assessment. Figure 30, below, shows the count of initial assessment dispositions in the 19,471 primary caregiver CPS initial assessments for calendar year 2020. In some cases the case is closed as continued CPS intervention is not needed. Other closed cases are referred to appropriate community resources. Cases that are opened may be referred to services that are not under the purview of the CPS agency, as seen in those labeled as Case Opened – Non-CPS Services. In other cases, the case is opened and the family is provided services through the CPS agency as seen in those labeled as Case Opened – Ongoing CPS Services: ‘Petition’ and ‘Voluntary’. Finally, in some cases the family already had a CPS case open and services will continue for this family after this CPS initial assessment as seen in those labeled Case Already Open – ongoing services.

Figure 30

Initial Assessment Dispositions in Primary Caregiver CPS Initial Assessments 2020

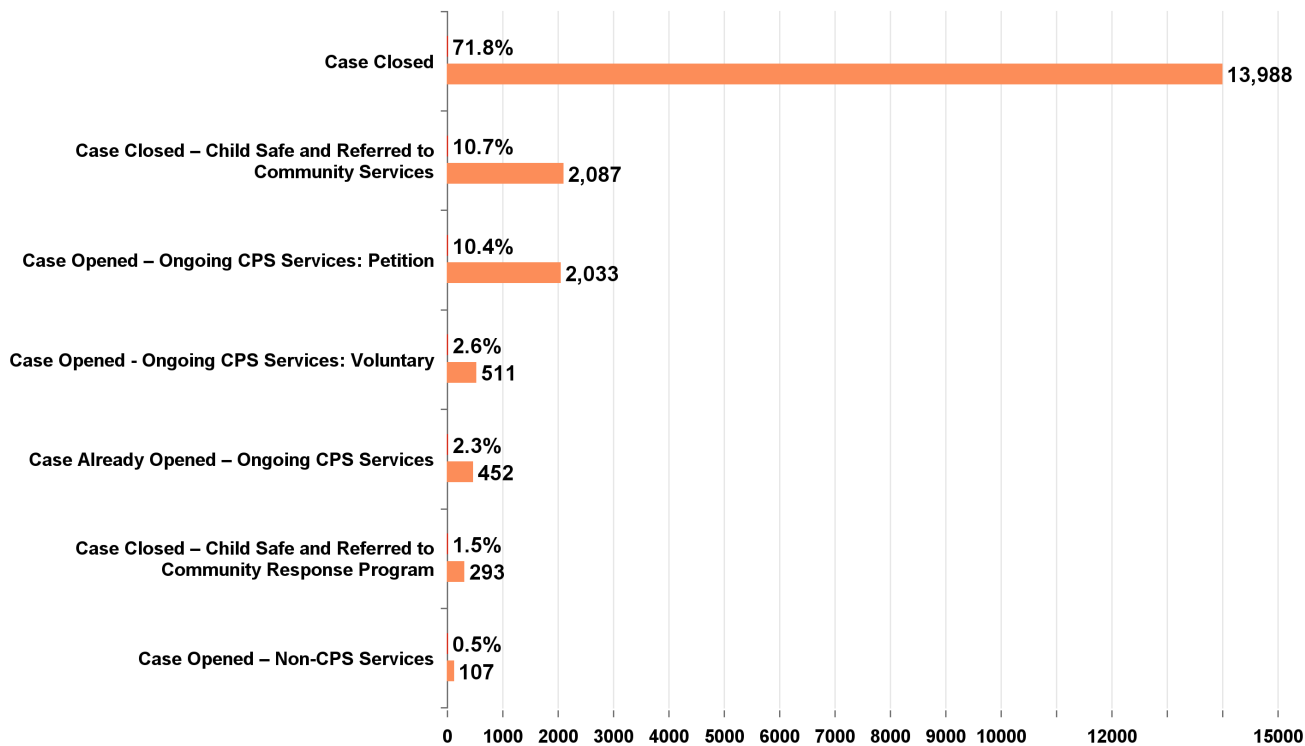
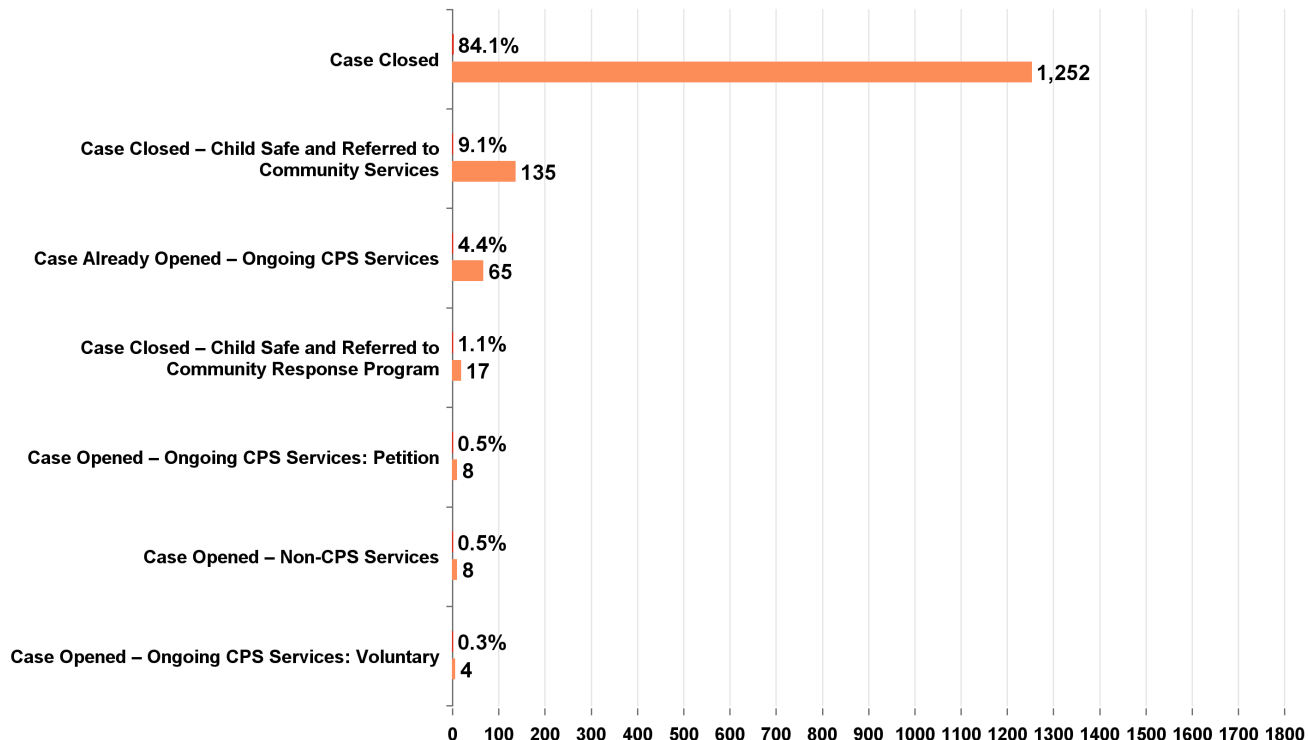


Figure 31, below, shows the 1,489 secondary CPS initial assessments and non-caregiver investigations by initial assessment disposition conducted in 2020.

Figure 31

Initial Assessment Dispositions in Secondary and Non-Caregiver CPS Initial Assessments 2020



Wisconsin Child Abuse and Neglect Report for CY2020

Table 13, below, shows the frequency and percentage of initial assessment dispositions according to the safety decision for primary caregiver CPS initial assessments. In the majority (95.4 percent) of cases where the safety decision is safe, the case was closed. Conversely, in the majority (94.3 percent) of cases where the safety decision was unsafe, the case was either opened for some type of services or was already opened for ongoing CPS services. A safety assessment and analysis is not required in secondary CPS initial assessments and non-caregiver investigations because the child's safety within the family home is not the focus of the case.

Table 13

Safety Decision by Initial Assessment Disposition for Primary Caregiver CPS Initial Assessments 2020

Initial Assessment Disposition	Safe		Unsafe		No Safety Decision		Total	
	Count	Percent	Count	Percent	Count	Percent	Count	Percent
Case Closed	13,639	70.0%	97	0.5%	252	0.6%	13,988	71.8%
Case Closed – Child Safe and Referred to Community Services	1,959	10.1%	37	0.2%	91	0.2%	2,087	10.7%
Case Closed – Child Safe and Referred to Community Response Program	280	1.4%	2	0.0%	11	0.0%	293	1.5%
Case Opened – Ongoing CPS Services: Petition	249	1.3%	1,732	8.9%	52	0.1%	2,033	10.4%
Case Already Opened – Ongoing CPS Services	223	1.1%	216	1.1%	13	0.0%	452	2.3%
Case Opened - Ongoing CPS Services: Voluntary	209	1.1%	296	1.5%	6	0.0%	511	2.6%
Case Opened – Non-CPS Services	88	0.5%	9	0.0%	10	0.0%	107	0.5%
Total	16,647	85.5%	2,389	12.3%	435	2.2%	19,471	100.0%

Federal Performance Standards

As part of the Child and Family Services Review process, the U.S. Department of Health and Human Services (DHHS) has established casework performance indicators related to child safety and national performance standards. Casework performance indicators are assessed through case reviews and monitored by states as part of their quality improvement efforts. These indicators include timeliness for initiating CPS initial assessments and agency response to identifying, understanding and responding to child danger threats.

For the third round of state reviews, DHHS has modified the national performance standard definitions. The national performance standards measure state performance on the absence of maltreatment of children in out-of-home care (absence of maltreatment in out-of-home care rate) and the absence of incidents of repeat maltreatment (Absence of Maltreatment Recurrence Rate).

The absence of maltreatment in out-of-home care rate is calculated by identifying all children in out-of-home care who experienced a substantiated allegation during a 12-month time period and comparing that number to the number of days these children were in out-of-home care. The rate is derived from this comparison and is multiplied by 100,000 to determine the victimization rate per 100,000 days in care. The federal government’s standard is to have less than 8.5 victimizations per 100,000 days in care.

The absence of maltreatment recurrence rate is calculated by identifying all children who were victims of maltreatment in a 12-month time period and looking forward 12-months from each maltreatment instance to determine if these children experienced subsequent substantiated maltreatment. The Federal government’s standard is to have less than 9.1 percent of children experience a subsequent substantiation within 12 months.

As can be seen in Table 14 and Table 15, below, Wisconsin has surpassed both standards in the past five-years.

Table 14

**Wisconsin’s Performance on Federal Standards Third Round:
Absence of Maltreatment in Out-of-Home Care
CY 2016 – CY 2020**

Measure	Standard	CY 2016	CY 2017	CY 2018	CY 2019	CY 2020
Of all children in out-of-home care during a 12-month time period, how many substantiated allegations occurred during this time in care?	Less than 8.5 victimizations per 100,000 days in care.	3.0	3.5	3.3	3.7	2.7

Table 15

**Wisconsin’s Performance on Federal Standards Third Round:
Absence of Maltreatment Recurrence
CY 2016 – CY 2020**

Measure	Standard	CY 2015 – CY 2016	CY 2016 – CY 2017	CY 2017 – CY 2018	CY 2018 – CY 2019	CY 2019 – CY 2020
Of all children who were victims of a substantiated maltreatment report, what percent were victims of another substantiated report within a 12-month period?	Less than 9.1% of children experience a subsequent substantiation within 12 months.	4.8%	3.8%	4.8%	3.5%	3.5%

Adoptions

Public Adoption is the adoption of children from the public child welfare system who are unable to return to their birth family. These children often have special care needs and may qualify for Adoption Assistance subsidies.

Within calendar year 2020, the Wisconsin Department of Children and Families facilitated the adoption of 717 children from public child welfare system, of which 645 children qualified for an Adoption Assistance subsidy. The cost of Adoption Assistance payments for children adopted from the public child welfare system in calendar year 2020 was \$4,205,846.

'Post-adoption placements' and 'Post-guardianship placements' are situations where children who have been adopted or achieved guardianship enter out-of-home care (OHC). Within calendar year 2020, a total of 98 children entered out-of-home care under the placement and care responsibility of a county department or the Department of Children and Families under Ch. 48 or Ch. 938 of Wisconsin Statutes, after finalization of an adoption. A total of 33 children have documentation on the length of time between adoption finalization and when they entered out-of-home care. These 33 children entered out-of-home care an average of 86 months following the adoption finalization. The age group of these children at the time of their adoption prior to post-adoption OHC placement is shown in Table 16, below.

Within calendar year 2020, a total of 141 children entered out-of-home care under the placement and care responsibility of a county department or the Department of Children and Families under Ch. 48 or Ch. 938 of Wisconsin Statutes, after the establishment of a guardianship. A total of 75 children have documentation on the length of time between guardianship finalization and when they entered out-of-home care. These 75 children entered out-of-home care an average of 54 months after the guardianship was established. The age group of these children at the time of their guardianship prior to post-guardianship OHC placement is shown in Table 16, below.

Table 16

**Unique Child Age at the Time of Adoption or Guardianship,
Prior to Post-Adoption or Guardianship Placement**

CY 2020

Age Group	Count of Unique Children in OHC After Adoption	Count of Unique Children in OHC After Guardianship
Less than two years old	12	17
Two to five years old	26	27
Six to twelve years old	28	45
Thirteen years or older	1	24
Unable to determine	31	28
Total	98	141

Wisconsin Child Abuse and Neglect Report for CY2020

The age of children who have experienced placement post-adoption averaged 14 years old at the time they entered out-of-home care. The age of children who have experienced placement post-guardianship averaged 13 years old at the time they entered out-of-home care. Table 17, below displays these children by age group.

Table 17

Unique Child Age at the Time the Child Entered Out-of-Home Care After Adoption or Guardianship Finalization

CY 2020

Age Group	Count of Unique Children in OHC After Adoption	Count of Unique Children in OHC After Guardianship
Age < 1 - 3 years	0	3
Age 4 - 7 years	2	13
Age 8 - 11 years	10	20
Age 12 - 15 years	57	66
Age 16+ years	29	39
Total	98	141

Table 18 and Table 19 display the type of previous adoption and type of guardianship that occurred for these children prior to their adoption or guardianship finalization. There are various types of adoptions and guardianships in Wisconsin. In order to adopt or assume guardianship in this state, families must meet certain requirements based on the type of adoption or guardianship they are completing.

Table 18

Type of Previous Adoption for Children in Finalized Adoptions

CY 2020

Type of Previous Adoption	Count of Unique Children in OHC After Adoption
Domestic	13
International	5
Public Child Welfare (SNAP)	38
Relative	16
Stepparent	7
Tribal / Customary Adoption	0
Unable to Determine	19
Total:	98

Table 19

Type of Previous Guardianship for Children in Finalized Guardianships

CY 2020

Type of Previous Guardianship	Count of Unique Children in OHC After Guardianship
Family Court - CH. 54 Guardianship	39
Guardianship under s. 48.977	47
Out of State Guardianship	13
Public Child Welfare - Ch. 54 Guardianship	9
Unable to Determine	33
Total:	141

Recommendations for Additional Legislation and Other Actions

Section 48.47(8)(a) of Wisconsin Statutes directs the department to include in this report recommendations for legislative consideration on issues related to child abuse and neglect. The department recommends legislative consideration of the following, which would fulfill the statutory purpose of this annual report to strengthen outcomes for children and families involved in or at risk of involvement in the child welfare system:

Support the recruitment, retention and well-being of child welfare professionals across the state.

Wisconsin is experiencing a decline in professionals joining and remaining in the child welfare field, and this is impacting our child welfare system. Specifically, local child welfare agencies consistently report high turnover and the inability to recruit new professionals to fill vacant positions. Turnover of local child welfare professionals results in discontinuity in the relationship between the professional and the family and can result in longer time to permanence for children, as well as being a financial and logistical burden on the agency. A legislative investment and partnership with DCF focused on statewide support for localized recruitment and retention of child welfare professionals would also serve to support our State's efforts to keep children and families together. Potential efforts could include creating statewide incentives for recruitment and retention, expanding the IV-E program in our University system, creating statutory and other protections for child welfare workers that acknowledge the impact of secondary trauma and stress, or investing resources for local agency supports aimed at identifying and attending to burnout, compassion fatigue, and secondary traumatic stress.

Actualize lived experience voice and parent peer support at the local and state level. Integrating the voices and experiences of children and families involved with the child welfare system provides an authentic perspective that contributes to a deeper understanding of the system's needs and service gaps. Infusing lived experience voice into our system results in more meaningful support of the children and families we serve as well as the identification of family centered system improvement efforts, which is a vital part of Wisconsin's child welfare transformation. Optimally, the experiences of individuals served by the child protection system would continuously inform system improvement efforts. This recommendation would expand the infusion of lived expertise throughout the system. This recommendation could be realized through expansion of Certified Peer Specialist Medical Assistance (MA) funding and development of other funding opportunities to increase access to peer support resources with lived experience.

Help meet families' needs outside of child protection. This recommendation builds on a recommendation from the 2019 CAN report. Data from 2020 continues to indicate that the vast majority of Initial Assessments close with a referral to voluntary services, but no mandated CPS involvement. These cases are indicative of families that have social service needs, but not child protection needs. Further, data show that the COVID-19 pandemic reinforced that the availability of community-level supports can influence the ability of families to maintain stability outside of the child welfare system. There is a continued need to invest in community supports that connect families with acute social service needs, such as health and wellness education, job readiness, help with food insecurity, housing support, parenting support and high quality childcare. Such investments could include increasing access for families to connect to community services, Family Resource Centers, and other community agencies that ensure the ability for families to meet their basic needs as well as supports their safety, self-sufficiency, and stability.

Funding for the creation and expansion of prevention services. This recommendation is consistent with the nationwide philosophical shift toward prevention services in child welfare under the bipartisan federal Family First Prevention Services Act (FFPSA). FFPSA substantially changes the federal funding reimbursement formulas for the child welfare system and, for the first time, allows states to claim Title IV-E reimbursement on evidence-based prevention services. New state General Purpose Revenue (GPR) funding is necessary in order to leverage these federal funding opportunities under FFPSA. These investments could include increasing GPR funding related to grant opportunities for counties, nonprofit organizations, and tribes for innovative and evidenced-based practices aimed at preventing child removal and providing new funding for a statewide in-home services intervention program. The 2021-23 Biennial Budget included an increase of \$1 million TANF annually for targeted safety support funds to reimburse counties for services and supports designed to help children remain at home safely. However, a state investment, such as the annual \$8.6 million GPR proposed in the Governor's budget request to implement a statewide in-home services intervention program would allow DCF to take advantage of the IV-E funding that is now reimbursable under FFPSA.

Appendix A

Child Maltreatment Related Statutes

The following are excerpts from the Wisconsin Statutes that create the basis for persons to report suspected child maltreatment and for child protective services agencies to respond. The excerpts are from the 2015-2016 Wisconsin Statutes. Included in the excerpts are sections from Chapter 48, known as the Children's Code, and sections from criminal statutes that are cross-referenced in the Children's Code.

- Wis. Stat. s. 48.01, Title and legislative purpose
- Wis. Stat. s. 48.02, Definitions. This includes definitions of child maltreatment.
- Wis. Stat. s. 48.13, Jurisdiction over children alleged to be in need of protection or services. This describes the basis on which the local child protective services agencies (county social/human services departments and the Division of Milwaukee Child Protective Services) may petition the court to intervene with a family.
- Wis. Stat. s. 48.981, Abused or neglected children and abused unborn children. This section describes the reporting requirements of alleged child maltreatment and describes the child protective services agencies' duties and responsibilities.
- Wis. Stat. s. 939.22, Words and phrases defined. This section defines terms that are used in describing certain crimes, pursuant to Wis. Stat. s. 48.02, in order to define child maltreatment.
- Wis. Stat. s. 940.225, Sexual assault. This defines the crime of sexual assault pursuant to Wis. Stat. s. 48.02(1)(b).
- Wis. Stat. s. 944.30, Prostitution. This defines the crime of prostitution pursuant to Wis. Stat. s. 48.02(1)(d).
- Wis. Stat. s. 948.02, Sexual assault of a child. This is the first in a series of crimes from Chapter 948, known as Crimes Against Children, pursuant to Wis. Stat. s. 48.02(1)(b), in order to define child sexual abuse. The following sections are also cross-referenced under Wis. Stat. s. 48.02(1):
 - o Wis. Stat. s. 948.025, Engaging in repeated acts of sexual assault of the same child.
 - o Wis. Stat. s. 948.05, Sexual exploitation of a child.
 - o Wis. Stat. s. 948.051, Trafficking of a child.
 - o Wis. Stat. s. 948.055, Causing a child to view or listen to sexual activity.
 - o Wis. Stat. s. 948.085, Sexual assault of a child placed in substitute care.
 - o Wis. Stat. s. 948.10, Exposing genitals, pubic area, or intimate parts.

To view Wisconsin Statutes, please visit the Wisconsin State Legislature website at

<https://docs.legis.wisconsin.gov/statutes/prefaces/toc>

Appendix B

Unborn Child Abuse

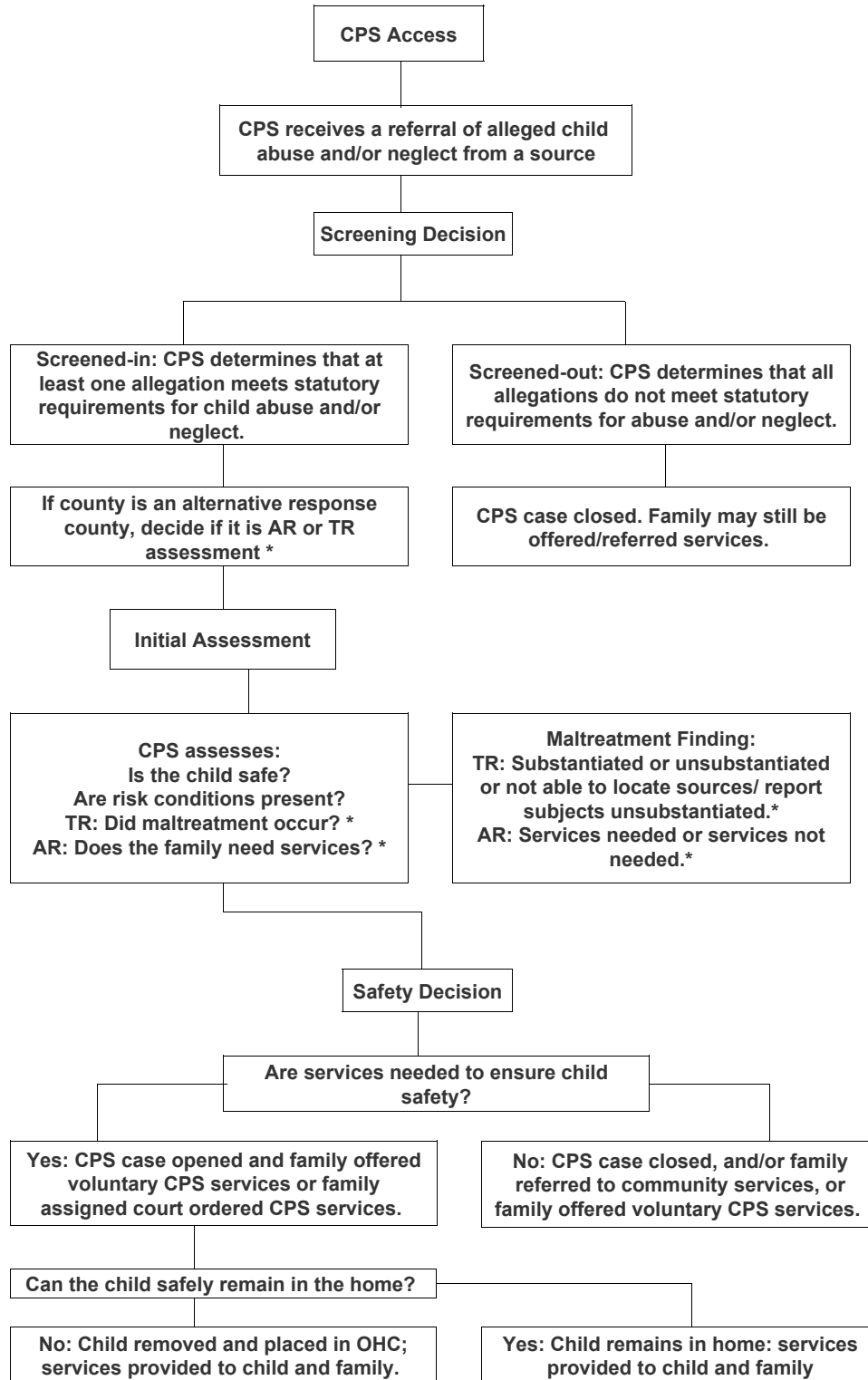
Unborn child abuse is defined as “serious physical harm inflicted on the unborn child, and the risk of serious physical harm to the child when born, caused by the habitual lack of self-control of the expectant mother of the unborn child in the use of alcohol beverages, controlled substances or controlled substance analogs, exhibited to a severe degree.” [Ref. Wis. Stat. s. 48.02(1)(am)] The maltreatment allegation of unborn child abuse is excluded from maltreatment allegation counts in the body of this report and presented here separately. Please note that as of November 2015, unborn child abuse will only have maltreatment determinations of "services needed", or "services not needed", rather than substantiating the abuse.

The maltreatment allegation of unborn child abuse is excluded from maltreatment allegation counts in the body of this report and presented here separately.

- In calendar year 2020, CPS agencies screened-in 417 allegations of unborn child abuse for further assessment.
- The most common reporters of screened-in unborn child abuse allegations were social service workers (28 percent), legal/law enforcement workers (17 percent), and medical professionals (14 percent).
- A total of 122 of the 417 screened-in allegations (29.3 percent) of unborn child abuse had a finding of "services needed" at the conclusion of the initial assessment. Additionally, 30 children were placed in out-of-home care within 60 days of an allegation of unborn child abuse.

Appendix C

An Overview of the CPS Process



*Assessment Types:
 TR stands for Traditional Response
 AR stands for Alternative Response

Wisconsin Child Abuse and Neglect Report for CY2020

Appendix D

Data Collection and Interpretation

Data Collection Process

Data for this report is from the Child Welfare Data Warehouse (dWiSACWIS). The data in dWiSACWIS is sourced from the electronic Wisconsin Statewide Automated Child Welfare Information System (eWiSACWIS). eWiSACWIS allows caseworkers, supervisors and administrators to support management and documentation of child welfare practice responsibilities for CPS access, initial assessment, ongoing services case management, court process, out-of-home placements, and more. The quality of the data in this report is dependent upon the accuracy and timeliness of data recorded by the local agencies.

Evolution of data collection

The following provides historical background of how system and/or policy changes affected child welfare data collection over the past several years. CPS agencies began using eWiSACWIS in 2001 and statewide rollout of the system was completed in 2004. As a result, child welfare data collected prior to 2005 includes data from both eWiSACWIS and the CFS-40 forms, which counties completed at the conclusion of CPS initial assessments. Counties manually entered the data into a child maltreatment database.

In 2005 and 2006, the eWiSACWIS system required entry of a new allegation for every maltreater alleged for each child. Therefore, if neglect was alleged for one child by both parents it counted as two neglect allegations. The legacy CFS-40 data system counted allegations once per maltreatment type per child (regardless of the number of maltreaters).

Effective October 1, 2006, 2005 Wisconsin Act 232 eliminated the requirement that CPS agencies complete a CPS initial assessment in situations where the alleged maltreater is not a caregiver for the children. While an initial assessment is no longer required in these situations the instance may still be referred to law enforcement and the family may be offered services. Due to this law change, there was a significant decline in the number of non-caregiver CPS initial assessments completed beginning in 2007. As non-caregivers, such as peers, family friends, or strangers, tend to comprise a significant proportion of sexual abuse cases, the number of sexual abuse substantiations statewide declined after 2006.

Changes in child welfare policy and practice have also impacted the use of the 'abuse likely to occur' finding in calendar year 2007. At the beginning of calendar year 2007, the Bureau of Milwaukee Child Welfare (renamed the Division of Milwaukee Child Protective Services in 2015) discontinued use of the 'abuse likely to occur' allegation type. With the release of the new statewide Access and Initial Assessment Standards in September 2007, the 'abuse likely to occur' allegation was removed as a maltreatment type for the entire state. The 'abuse likely to occur' allegation type was discontinued because it lacked a definition that would allow consistent usage and make it clearly distinguishable from the other maltreatment types. It was found that the 'abuse likely to occur' allegation could be more appropriately categorized under one of the other maltreatment types to represent the risk of maltreatment, in most cases neglect. The 2008 data is the first calendar year with no 'abuse likely to occur' data.

In September 2007, the eWiSACWIS system was modified to allow allegations to be counted once per maltreatment type per child while also separately maintaining data on maltreaters. The impact of these data entry practices are most readily seen in the neglect maltreatment type as these situations more often involve maltreatment by multiple individuals.

In November 2015, policy changes revised the maltreatment determination options for unborn child abuse to be 'services needed', or 'services not needed', rather than substantiating or unsubstantiating the allegation.

Wisconsin Child Abuse and Neglect Report for CY2020

Appendix D

Data Collection and Interpretation

Data Interpretation

As with previous publications, data for this edition of the Wisconsin Child Abuse and Neglect Report includes some cases in which the alleged maltreatment occurred in a previous year but was reported and assessed in this year.

Counts of CPS reports, initial assessments, allegations, and other figures are displayed in the appendices, by county. As some reports and initial assessments transfer county ownership, the 2020 Child Abuse and Neglect Report is reporting these figures by the supervisor who approved the CPS report or initial assessment.

Wisconsin Child Abuse and Neglect Report for CY2020

Appendix E

Total CPS Referrals and Screening Decisions by County 2020

County	Total CPS Referrals	Screen-out CPS Referrals	Screen-out Percent	Screen-in CPS Referrals	Percent Screened-in	Screen-in Service Referrals	Screen-out Service Referrals
Adams	541	397	73.4%	144	26.6%	29	23
Ashland	253	157	62.1%	96	37.9%	31	53
Barron	552	339	61.4%	213	38.6%	57	169
Bayfield	130	82	63.1%	48	36.9%	47	26
Brown	3,617	2,308	63.8%	1,309	36.2%	263	56
Buffalo	172	132	76.7%	40	23.3%	23	23
Burnett	399	301	75.4%	98	24.6%	39	46
Calumet	412	305	74.0%	107	26.0%	122	17
Chippewa	939	661	70.4%	278	29.6%	58	49
Clark	391	300	76.7%	91	23.3%	36	10
Columbia	850	647	76.1%	203	23.9%	118	92
Crawford	179	106	59.2%	73	40.8%	76	36
Dane	4,115	3,181	77.3%	934	22.7%	160	213
Dodge	889	642	72.2%	247	27.8%	27	11
Door	391	309	79.0%	82	21.0%	60	23
Douglas	939	662	70.5%	277	29.5%	185	66
Dunn	556	445	80.0%	111	20.0%	25	12
Eau Claire	1,172	780	66.6%	392	33.4%	135	28
Florence	29	16	55.2%	13	44.8%	2	0
Fond Du Lac	1,296	888	68.5%	408	31.5%	111	116
Forest	64	17	26.6%	47	73.4%	106	51
Grant	539	350	64.9%	189	35.1%	178	42
Green	555	366	65.9%	189	34.1%	73	7
Green Lake	207	146	70.5%	61	29.5%	53	18
Iowa	250	171	68.4%	79	31.6%	14	5
Iron	64	28	43.8%	36	56.3%	10	2
Jackson	368	290	78.8%	78	21.2%	14	18
Jefferson	806	545	67.6%	261	32.4%	60	24
Juneau	409	307	75.1%	102	24.9%	45	35
Kenosha	2,383	1,716	72.0%	667	28.0%	129	74
Kewaunee	159	117	73.6%	42	26.4%	38	59
La Crosse	567	322	56.8%	245	43.2%	88	417
Lafayette	215	169	78.6%	46	21.4%	57	0

Wisconsin Child Abuse and Neglect Report for CY2020

Appendix E

Total CPS Referrals and Screening Decisions by County 2020

County	Total CPS Referrals	Screen-out CPS Referrals	Screen-out Percent	Screen-in CPS Referrals	Percent Screened-in	Screen-in Service Referrals	Screen-out Service Referrals
Langlade	339	188	55.5%	151	44.5%	33	5
Lincoln	337	233	69.1%	104	30.9%	55	7
Manitowoc	849	467	55.0%	382	45.0%	71	62
Marathon	1,364	806	59.1%	558	40.9%	139	6
Marinette	610	471	77.2%	139	22.8%	42	180
Marquette	152	120	78.9%	32	21.1%	20	28
Menominee	188	100	53.2%	88	46.8%	22	24
Milwaukee	12,714	6,974	54.9%	5,740	45.1%	1,055	58
Monroe	625	399	63.8%	226	36.2%	42	38
Oconto	533	401	75.2%	132	24.8%	40	21
Oneida	350	200	57.1%	150	42.9%	207	22
Outagamie	2,776	2,015	72.6%	761	27.4%	57	160
Ozaukee	432	292	67.6%	140	32.4%	28	60
Pepin	105	70	66.7%	35	33.3%	2	7
Pierce	522	399	76.4%	123	23.6%	27	58
Polk	632	425	67.2%	207	32.8%	108	8
Portage	700	460	65.7%	240	34.3%	30	6
Price	127	100	78.7%	27	21.3%	53	1
Racine	2,160	1,445	66.9%	715	33.1%	209	33
Richland	212	166	78.3%	46	21.7%	62	38
Rock	2,835	1,866	65.8%	969	34.2%	109	40
Rusk	171	113	66.1%	58	33.9%	81	22
Saint Croix	1,078	778	72.2%	300	27.8%	63	6
Sauk	709	508	71.7%	201	28.3%	90	244
Sawyer	272	169	62.1%	103	37.9%	32	68
Shawano	610	479	78.5%	131	21.5%	77	2
Sheboygan	800	458	57.3%	342	42.8%	119	46
Taylor	154	97	63.0%	57	37.0%	13	4
Trempealeau	406	276	68.0%	130	32.0%	59	42
Vernon	227	127	55.9%	100	44.1%	122	10
Vilas	184	104	56.5%	80	43.5%	70	263
Walworth	599	423	70.6%	176	29.4%	145	14
Washburn	213	158	74.2%	55	25.8%	27	41

Wisconsin Child Abuse and Neglect Report for CY2020

Appendix E

Total CPS Referrals and Screening Decisions by County
2020

County	Total CPS Referrals	Screen-out CPS Referrals	Screen-out Percent	Screen-in CPS Referrals	Percent Screened-in	Screen-in Service Referrals	Screen-out Service Referrals
Washington	799	678	84.9%	121	15.1%	53	23
Waukesha	1,569	1,203	76.7%	366	23.3%	221	123
Waupaca	694	485	69.9%	209	30.1%	69	14
Waushara	394	304	77.2%	90	22.8%	30	2
Winnebago	2,666	2,001	75.1%	665	24.9%	316	88
Wood	1,440	1,041	72.3%	399	27.7%	81	9
State Total	65,955	44,201	67.0%	21,754	33.0%	6,548	3,704

Wisconsin Child Abuse and Neglect Report for CY2020

Appendix F

CPS Reports per 1,000 Children by County * 2020

County	2020 Child Population (Ages 0-17)	Total CPS Reports	CPS Reports per 1,000 Population
Adams	2,832	237	83.7
Ashland	3,345	137	41.0
Barron	9,654	353	36.6
Bayfield	2,630	64	24.3
Brown	61,790	2,203	35.7
Buffalo	2,614	61	23.3
Burnett	2,621	170	64.9
Calumet	11,463	154	13.4
Chippewa	14,021	439	31.3
Clark	10,259	144	14.0
Columbia	12,003	352	29.3
Crawford	3,188	120	37.6
Dane	110,215	1,360	12.3
Dodge	16,898	353	20.9
Door	4,496	137	30.5
Douglas	8,437	481	57.0
Dunn	8,723	190	21.8
Eau Claire	21,076	669	31.7
Florence	613	21	34.3
Fond Du Lac	21,669	683	31.5
Forest	1,718	68	39.6
Grant	10,676	281	26.3
Green	7,930	331	41.7
Green Lake	4,127	88	21.3
Iowa	5,205	109	20.9
Iron	869	58	66.7
Jackson	4,420	118	26.7
Jefferson	17,317	382	22.1
Juneau	5,353	183	34.2
Kenosha	37,450	1,029	27.5
Kewaunee	4,235	72	17.0
La Crosse	23,103	388	16.8
Lafayette	3,993	68	17.0

Wisconsin Child Abuse and Neglect Report for CY2020

Appendix F

CPS Reports per 1,000 Children by County * 2020

County	2020 Child Population (Ages 0-17)	Total CPS Reports	CPS Reports per 1,000 Population
Langlade	3,709	257	69.3
Lincoln	4,959	152	30.7
Manitowoc	16,015	610	38.1
Marathon	30,696	872	28.4
Marinette	7,613	253	33.2
Marquette	2,961	50	16.9
Menominee	1,511	159	105.2
Milwaukee	224,058	9,039	40.3
Monroe	11,677	345	29.5
Oconto	7,689	236	30.7
Oneida	6,099	252	41.3
Outagamie	43,675	1,265	29.0
Ozaukee	18,941	206	10.9
Pepin	1,571	63	40.1
Pierce	8,682	208	24.0
Polk	8,856	337	38.1
Portage	13,439	375	27.9
Price	2,339	40	17.1
Racine	44,587	1,217	27.3
Richland	3,680	73	19.8
Rock	36,951	1,682	45.5
Rusk	2,824	89	31.5
Saint Croix	22,212	452	20.3
Sauk	14,555	309	21.2
Sawyer	3,180	173	54.4
Shawano	8,665	195	22.5
Sheboygan	25,049	583	23.3
Taylor	4,646	88	18.9
Trempealeau	7,485	218	29.1
Vernon	7,990	149	18.6
Vilas	3,717	118	31.7
Walworth	20,805	295	14.2
Washburn	2,873	84	29.2
Washington	29,082	198	6.8

Wisconsin Child Abuse and Neglect Report for CY2020

Appendix F

CPS Reports per 1,000 Children by County * 2020

County	2020 Child Population (Ages 0-17)	Total CPS Reports	CPS Reports per 1,000 Population
Waukesha	85,747	537	6.3
Waupaca	10,278	309	30.1
Waushara	4,322	166	38.4
Winnebago	34,759	1,036	29.8
Wood	15,684	643	41.0
State Total	1,258,524	34,836	27.0

* Population Source: Office of Juvenile Justice 2020 Easy Access Population Profile <https://www.ojjdp.gov>

Wisconsin Child Abuse and Neglect Report for CY2020

Appendix G

**County Maltreatment Substantiation Rates
2020**

County	Number of CPS Initial Assessments	Total CPS Reports	Traditional Response Maltreatment Allegations	Maltreatment Substantiation Count	Maltreatment Substantiation Rate
Adams	137	237	350	37	10.6%
Ashland	86	137	148	26	17.6%
Barron	208	353	122	33	27.0%
Bayfield	43	64	68	9	13.2%
Brown	1,284	2,203	1,714	234	13.7%
Buffalo	38	61	66	16	24.2%
Burnett	95	170	186	38	20.4%
Calumet	105	154	127	22	17.3%
Chippewa	265	439	482	56	11.6%
Clark	90	144	167	41	24.6%
Columbia	198	352	405	15	3.7%
Crawford	72	120	136	36	26.5%
Dane	904	1,360	1,534	226	14.7%
Dodge	247	353	134	36	26.9%
Door	79	137	161	16	9.9%
Douglas	262	481	253	24	9.5%
Dunn	111	190	219	43	19.6%
Eau Claire	366	669	575	169	29.4%
Florence	13	21	21	1	4.8%
Fond Du Lac	403	683	404	86	21.3%
Forest	44	68	75	16	21.3%
Grant	179	281	325	75	23.1%
Green	173	331	393	19	4.8%
Green Lake	59	88	79	32	40.5%
Iowa	76	109	122	12	9.8%
Iron	36	58	64	15	23.4%
Jackson	78	118	133	45	33.8%
Jefferson	260	382	130	44	33.8%
Juneau	101	183	236	42	17.8%
Kenosha	641	1,029	1,234	204	16.5%
Kewaunee	42	72	73	2	2.7%
La Crosse	245	388	165	31	18.8%
Lafayette	46	68	85	8	9.4%

Wisconsin Child Abuse and Neglect Report for CY2020

Appendix G

County Maltreatment Substantiation Rates 2020

County	Number of CPS Initial Assessments	Total CPS Reports	Traditional Response Maltreatment Allegations	Maltreatment Substantiation Count	Maltreatment Substantiation Rate
Langlade	135	257	151	32	21.2%
Lincoln	102	152	170	34	20.0%
Manitowoc	376	610	298	109	36.6%
Marathon	551	872	225	100	44.4%
Marinette	137	253	309	45	14.6%
Marquette	31	50	60	12	20.0%
Menominee	88	159	193	22	11.4%
Milwaukee	5,465	9,039	10,379	613	5.9%
Monroe	216	345	386	63	16.3%
Oconto	125	236	287	43	15.0%
Oneida	150	252	283	73	25.8%
Outagamie	737	1,265	608	68	11.2%
Ozaukee	130	206	243	31	12.8%
Pepin	33	63	77	12	15.6%
Pierce	121	208	146	71	48.6%
Polk	200	337	350	37	10.6%
Portage	229	375	416	122	29.3%
Price	27	40	48	11	22.9%
Racine	693	1,217	728	219	30.1%
Richland	44	73	80	15	18.8%
Rock	932	1,682	1,896	178	9.4%
Rusk	58	89	92	20	21.7%
Saint Croix	286	452	491	50	10.2%
Sauk	194	309	154	29	18.8%
Sawyer	103	173	184	6	3.3%
Shawano	123	195	223	16	7.2%
Sheboygan	340	583	648	37	5.7%
Taylor	56	88	99	19	19.2%
Trempealeau	126	218	246	23	9.3%
Vernon	94	149	170	6	3.5%
Vilas	79	118	120	20	16.7%
Walworth	173	295	329	76	23.1%
Washburn	54	84	97	9	9.3%

Appendix G

County Maltreatment Substantiation Rates
2020

County	Number of CPS Initial Assessments	Total CPS Reports	Traditional Response Maltreatment Allegations	Maltreatment Substantiation Count	Maltreatment Substantiation Rate
Washington	120	198	234	46	19.7%
Waukesha	354	537	624	124	19.9%
Waupaca	203	309	171	46	26.9%
Waushara	87	166	72	21	29.2%
Winnebago	646	1,036	403	80	19.9%
Wood	374	643	727	179	24.6%
State Total	20,960	34,836	32,803	4,426	13.5%

Wisconsin Child Abuse and Neglect Report for CY2020

Appendix H

Child Victimization Rate by County * ^ 2020

County	2020 Child Population (Ages 0-17)	Number of Child Victims	Child Victims per 1,000 Population
Adams	2,832	31	10.9
Ashland	3,345	16	4.8
Barron	9,654	33	3.4
Bayfield	2,630	9	3.4
Brown	61,790	208	3.4
Buffalo	2,614	16	6.1
Burnett	2,621	38	14.5
Calumet	11,463	18	1.6
Chippewa	14,021	52	3.7
Clark	10,259	37	3.6
Columbia	12,003	15	1.2
Crawford	3,188	32	10.0
Dane	110,215	198	1.8
Dodge	16,898	30	1.8
Door	4,496	16	3.6
Douglas	8,437	21	2.5
Dunn	8,723	36	4.1
Eau Claire	21,076	153	7.3
Florence	613	1	1.6
Fond Du Lac	21,669	85	3.9
Forest	1,718	15	8.7
Grant	10,676	63	5.9
Green	7,930	17	2.1
Green Lake	4,127	32	7.8
Iowa	5,205	9	1.7
Iron	869	14	16.1
Jackson	4,420	36	8.1
Jefferson	17,317	41	2.4
Juneau	5,353	35	6.5
Kenosha	37,450	182	4.9
Kewaunee	4,235	2	0.5
La Crosse	23,103	28	1.2
Lafayette	3,993	8	2.0

Wisconsin Child Abuse and Neglect Report for CY2020

Appendix H

Child Victimization Rate by County * ^ 2020

County	2020 Child Population (Ages 0-17)	Number of Child Victims	Child Victims per 1,000 Population
Langlade	3,709	28	7.5
Lincoln	4,959	28	5.6
Manitowoc	16,015	93	5.8
Marathon	30,696	93	3.0
Marinette	7,613	40	5.3
Marquette	2,961	11	3.7
Menominee	1,511	21	13.9
Milwaukee	224,058	555	2.5
Monroe	11,677	56	4.8
Oconto	7,689	38	4.9
Oneida	6,099	70	11.5
Outagamie	43,675	66	1.5
Ozaukee	18,941	31	1.6
Pepin	1,571	6	3.8
Pierce	8,682	59	6.8
Polk	8,856	35	4.0
Portage	13,439	103	7.7
Price	2,339	11	4.7
Racine	44,587	193	4.3
Richland	3,680	14	3.8
Rock	36,951	170	4.6
Rusk	2,824	19	6.7
Saint Croix	22,212	49	2.2
Sauk	14,555	26	1.8
Sawyer	3,180	5	1.6
Shawano	8,665	14	1.6
Sheboygan	25,049	35	1.4
Taylor	4,646	15	3.2
Trempealeau	7,485	22	2.9
Vernon	7,990	6	0.8
Vilas	3,717	20	5.4
Walworth	20,805	68	3.3
Washburn	2,873	9	3.1
Washington	29,082	43	1.5

Wisconsin Child Abuse and Neglect Report for CY2020

Appendix H

Child Victimization Rate by County * ^ 2020

County	2020 Child Population (Ages 0-17)	Number of Child Victims	Child Victims per 1,000 Population
Waukesha	85,747	114	1.3
Waupaca	10,278	43	4.2
Waushara	4,322	20	4.6
Winnebago	34,759	74	2.1
Wood	15,684	163	10.4
State Total	1,258,524	3,993	3.2

* The 'Number of Child Victims' column represents the counts of children victimized in a specific county. This figure is larger than the 3,985 unique maltreated children listed in the report as children may be victimized in more than one county.

^ Population Source: Office of Juvenile Justice 2020 Easy Access Population Profile: <https://ojjdp.gov>

Wisconsin Child Abuse and Neglect Report for CY2020

Appendix I

Total Maltreatment Allegations by Maltreatment Type and Maltreatment Finding, by County * ^ ~ 2020

County	Total CPS Reports	Neglect				Physical Abuse				Sexual Abuse				Emotional Abuse			
		Sub.	Unsub.	Not Able to Locate	Total	Sub.	Unsub.	Not Able to Locate	Total	Sub.	Unsub.	Not Able to Locate	Total	Sub.	Unsub.	Not Able to Locate	Total
Adams	237	28	196	0	224	0	60	0	60	9	42	0	51	0	15	0	15
Ashland	137	19	68	4	91	3	33	1	37	4	14	0	18	0	2	0	2
Barron	353	22	52	2	76	3	8	0	11	8	26	1	35	0	0	0	0
Bayfield	64	8	32	2	42	0	21	0	21	1	2	0	3	0	2	0	2
Brown	2,203	163	947	15	1,125	28	259	1	288	42	215	3	260	1	40	0	41
Buffalo	61	13	29	0	42	1	13	0	14	1	5	0	6	1	3	0	4
Burnett	170	29	94	13	136	1	22	2	25	8	14	3	25	0	0	0	0
Calumet	154	11	48	0	59	4	37	0	41	7	18	0	25	0	2	0	2
Chippewa	439	40	231	2	273	4	111	0	115	12	65	3	80	0	14	0	14
Clark	144	24	65	0	89	2	47	1	50	15	11	1	27	0	1	0	1
Columbia	352	10	238	0	248	2	71	1	74	3	44	0	47	0	35	1	36
Crawford	120	31	56	1	88	3	20	0	23	1	11	2	14	1	10	0	11
Dane	1,360	144	771	51	966	35	273	17	325	47	166	20	233	0	9	1	10
Dodge	353	24	46	2	72	5	25	0	30	7	22	0	29	0	3	0	3
Door	137	12	81	10	103	3	31	0	34	1	12	0	13	0	11	0	11
Douglas	481	16	151	18	185	3	25	8	36	5	17	4	26	0	5	1	6
Dunn	190	29	118	1	148	4	22	0	26	8	28	0	36	2	7	0	9
Eau Claire	669	125	229	2	356	10	92	0	102	32	73	0	105	2	10	0	12
Florence	21	1	15	2	18	0	2	0	2	0	1	0	1	0	0	0	0
Fond Du Lac	683	52	178	22	252	8	54	3	65	26	52	1	79	0	7	1	8
Forest	68	13	38	4	55	2	5	0	7	1	8	0	9	0	4	0	4

Wisconsin Child Abuse and Neglect Report for CY2020

Appendix I

Total Maltreatment Allegations by Maltreatment Type and Maltreatment Finding, by County * ^ ~ 2020

County	Total CPS Reports	Neglect				Physical Abuse				Sexual Abuse				Emotional Abuse			
		Sub.	Unsub.	Not Able to Locate	Total	Sub.	Unsub.	Not Able to Locate	Total	Sub.	Unsub.	Not Able to Locate	Total	Sub.	Unsub.	Not Able to Locate	Total
Grant	281	58	121	8	187	6	66	2	74	11	37	9	57	0	6	1	7
Green	331	14	230	1	245	2	85	0	87	3	37	1	41	0	20	0	20
Green Lake	88	22	26	0	48	2	10	0	12	8	10	0	18	0	1	0	1
Iowa	109	7	53	0	60	3	36	0	39	2	12	1	15	0	8	0	8
Iron	58	11	36	0	47	2	9	1	12	2	3	0	5	0	0	0	0
Jackson	118	35	50	2	87	5	19	0	24	4	7	0	11	1	10	0	11
Jefferson	382	19	27	15	61	4	4	2	10	21	28	10	59	0	0	0	0
Juneau	183	26	108	1	135	4	56	1	61	12	25	0	37	0	3	0	3
Kenosha	1,029	147	650	25	822	22	215	4	241	35	121	1	157	0	14	0	14
Kewaunee	72	2	49	0	51	0	15	0	15	0	7	0	7	0	0	0	0
La Crosse	388	8	55	3	66	6	35	0	41	17	40	0	57	0	1	0	1
Lafayette	68	4	36	0	40	0	27	0	27	2	8	0	10	2	6	0	8
Langlade	257	26	80	5	111	4	22	0	26	2	10	0	12	0	2	0	2
Lincoln	152	25	74	3	102	7	46	0	53	2	10	0	12	0	3	0	3
Manitowoc	610	75	79	6	160	14	53	3	70	19	44	0	63	1	4	0	5
Marathon	872	51	60	10	121	5	18	0	23	44	36	1	81	0	0	0	0
Marinette	253	37	169	0	206	4	55	3	62	4	18	1	23	0	17	1	18
Marquette	50	8	17	0	25	1	16	0	17	3	4	0	7	0	11	0	11
Menominee	159	20	118	1	139	1	27	1	29	1	17	0	18	0	7	0	7
Milwaukee	9,039	293	6,530	234	7,057	146	2,020	30	2,196	173	791	15	979	1	145	1	147
Monroe	345	52	164	12	228	2	87	3	92	9	43	1	53	0	13	0	13
Oconto	236	26	148	1	175	8	58	0	66	5	31	0	36	4	6	0	10

Wisconsin Child Abuse and Neglect Report for CY2020

Appendix I

Total Maltreatment Allegations by Maltreatment Type and Maltreatment Finding, by County * ^ ~ 2020

County	Total CPS Reports	Neglect				Physical Abuse				Sexual Abuse				Emotional Abuse			
		Sub.	Unsub.	Not Able to Locate	Total	Sub.	Unsub.	Not Able to Locate	Total	Sub.	Unsub.	Not Able to Locate	Total	Sub.	Unsub.	Not Able to Locate	Total
Oneida	252	65	134	9	208	2	32	6	40	6	16	0	22	0	13	0	13
Outagamie	1,265	15	251	80	346	11	70	13	94	42	110	9	161	0	4	3	7
Ozaukee	206	21	105	2	128	1	57	1	59	9	29	2	40	0	15	1	16
Pepin	63	10	37	0	47	0	21	0	21	2	4	0	6	0	3	0	3
Pierce	208	60	37	1	98	2	13	0	15	9	20	1	30	0	3	0	3
Polk	337	28	205	9	242	5	60	1	66	4	17	2	23	0	19	0	19
Portage	375	94	209	6	309	9	55	0	64	15	19	1	35	4	4	0	8
Price	40	7	23	0	30	2	4	0	6	2	5	0	7	0	5	0	5
Racine	1,217	149	175	49	373	25	105	20	150	45	122	34	201	0	4	0	4
Richland	73	11	33	2	46	1	15	0	16	3	14	0	17	0	1	0	1
Rock	1,682	131	1,215	15	1,361	23	329	2	354	24	137	2	163	0	18	0	18
Rusk	89	17	37	2	56	1	22	1	24	2	9	0	11	0	1	0	1
Saint Croix	452	29	297	2	328	7	97	0	104	14	36	0	50	0	9	0	9
Sauk	309	20	45	19	84	1	21	3	25	7	29	1	37	1	2	5	8
Sawyer	173	4	102	12	118	1	36	2	39	1	22	1	24	0	2	1	3
Shawano	195	9	128	5	142	2	53	0	55	5	20	0	25	0	1	0	1
Sheboygan	583	22	344	11	377	4	125	0	129	10	38	2	50	1	91	0	92
Taylor	88	7	40	0	47	4	24	0	28	7	11	0	18	1	5	0	6
Trempealeau	218	15	147	4	166	4	38	0	42	4	18	0	22	0	16	0	16
Vernon	149	1	87	2	90	0	38	0	38	5	22	0	27	0	15	0	15
Vilas	118	14	60	4	78	3	25	0	28	3	9	0	12	0	2	0	2
Walworth	295	54	153	4	211	12	58	1	71	10	31	0	41	0	6	0	6

Wisconsin Child Abuse and Neglect Report for CY2020

Appendix I

Total Maltreatment Allegations by Maltreatment Type and Maltreatment Finding, by County * ^ ~ 2020

County	Total CPS Reports	Neglect				Physical Abuse				Sexual Abuse				Emotional Abuse			
		Sub.	Unsub.	Not Able to Locate	Total	Sub.	Unsub.	Not Able to Locate	Total	Sub.	Unsub.	Not Able to Locate	Total	Sub.	Unsub.	Not Able to Locate	Total
Washburn	84	7	43	3	53	1	21	0	22	1	15	0	16	0	6	0	6
Washington	198	36	105	0	141	0	54	0	54	10	23	0	33	0	6	0	6
Waukesha	537	77	312	9	398	17	92	0	109	29	69	3	101	1	15	0	16
Waupaca	309	30	56	5	91	3	29	1	33	13	27	0	40	0	7	0	7
Waushara	166	12	37	0	49	1	5	0	6	8	8	1	17	0	0	0	0
Winnebago	1,036	35	119	8	162	17	97	0	114	28	96	0	124	0	3	0	3
Wood	643	124	336	17	477	21	85	1	107	32	109	0	141	2	0	0	2
State Total	34,836	2,884	17,435	758	21,077	549	5,891	136	6,576	967	3,270	137	4,374	26	733	17	776

* The sum of the totals of each type of allegation may exceed the total number of reports because there may be more than one allegation per report.

^ Alternative response assessment determinations were not included in these counts.

~ 'Sub.' represents substantiated maltreatment and 'Unsub.' represents unsubstantiated maltreatment. 'Not able to locate' counts are instances where a determination was incomplete as critical sources were unavailable for interview and it was impossible to make a finding.

Wisconsin Child Abuse and Neglect Report for CY2020

Appendix J

County Maltreatment Allegation Substantiation Rate by Maltreatment Type * 2020

County	Neglect Substantiation Percent	Physical Abuse Substantiation Percent	Sexual Abuse Substantiation Percent	Emotional Abuse Substantiation Percent	Total County Substantiation Percent
Adams	12.5%	0.0%	17.6%	0.0%	10.6%
Ashland	20.9%	8.1%	22.2%	0.0%	17.6%
Barron	28.9%	27.3%	22.9%	0.0%	27.0%
Bayfield	19.0%	0.0%	33.3%	0.0%	13.2%
Brown	14.5%	9.7%	16.2%	2.4%	13.7%
Buffalo	31.0%	7.1%	16.7%	25.0%	24.2%
Burnett	21.3%	4.0%	32.0%	0.0%	20.4%
Calumet	18.6%	9.8%	28.0%	0.0%	17.3%
Chippewa	14.7%	3.5%	15.0%	0.0%	11.6%
Clark	27.0%	4.0%	55.6%	0.0%	24.6%
Columbia	4.0%	2.7%	6.4%	0.0%	3.7%
Crawford	35.2%	13.0%	7.1%	9.1%	26.5%
Dane	14.9%	10.8%	20.2%	0.0%	14.7%
Dodge	33.3%	16.7%	24.1%	0.0%	26.9%
Door	11.7%	8.8%	7.7%	0.0%	9.9%
Douglas	8.6%	8.3%	19.2%	0.0%	9.5%
Dunn	19.6%	15.4%	22.2%	22.2%	19.6%
Eau Claire	35.1%	9.8%	30.5%	16.7%	29.4%
Florence	5.6%	0.0%	0.0%	0.0%	4.8%
Fond Du Lac	20.6%	12.3%	32.9%	0.0%	21.3%
Forest	23.6%	28.6%	11.1%	0.0%	21.3%
Grant	31.0%	8.1%	19.3%	0.0%	23.1%
Green	5.7%	2.3%	7.3%	0.0%	4.8%
Green Lake	45.8%	16.7%	44.4%	0.0%	40.5%
Iowa	11.7%	7.7%	13.3%	0.0%	9.8%
Iron	23.4%	16.7%	40.0%	0.0%	23.4%
Jackson	40.2%	20.8%	36.4%	9.1%	33.8%
Jefferson	31.1%	40.0%	35.6%	0.0%	33.8%
Juneau	19.3%	6.6%	32.4%	0.0%	17.8%
Kenosha	17.9%	9.1%	22.3%	0.0%	16.5%
Kewaunee	3.9%	0.0%	0.0%	0.0%	2.7%
La Crosse	12.1%	14.6%	29.8%	0.0%	18.8%

Wisconsin Child Abuse and Neglect Report for CY2020

Appendix J

County Maltreatment Allegation Substantiation Rate by Maltreatment Type * 2020

County	Neglect Substantiation Percent	Physical Abuse Substantiation Percent	Sexual Abuse Substantiation Percent	Emotional Abuse Substantiation Percent	Total County Substantiation Percent
Lafayette	10.0%	0.0%	20.0%	25.0%	9.4%
Langlade	23.4%	15.4%	16.7%	0.0%	21.2%
Lincoln	24.5%	13.2%	16.7%	0.0%	20.0%
Manitowoc	46.9%	20.0%	30.2%	20.0%	36.6%
Marathon	42.1%	21.7%	54.3%	0.0%	44.4%
Marinette	18.0%	6.5%	17.4%	0.0%	14.6%
Marquette	32.0%	5.9%	42.9%	0.0%	20.0%
Menominee	14.4%	3.4%	5.6%	0.0%	11.4%
Milwaukee	4.2%	6.6%	17.7%	0.7%	5.9%
Monroe	22.8%	2.2%	17.0%	0.0%	16.3%
Oconto	14.9%	12.1%	13.9%	40.0%	15.0%
Oneida	31.3%	5.0%	27.3%	0.0%	25.8%
Outagamie	4.3%	11.7%	26.1%	0.0%	11.2%
Ozaukee	16.4%	1.7%	22.5%	0.0%	12.8%
Pepin	21.3%	0.0%	33.3%	0.0%	15.6%
Pierce	61.2%	13.3%	30.0%	0.0%	48.6%
Polk	11.6%	7.6%	17.4%	0.0%	10.6%
Portage	30.4%	14.1%	42.9%	50.0%	29.3%
Price	23.3%	33.3%	28.6%	0.0%	22.9%
Racine	39.9%	16.7%	22.4%	0.0%	30.1%
Richland	23.9%	6.3%	17.6%	0.0%	18.8%
Rock	9.6%	6.5%	14.7%	0.0%	9.4%
Rusk	30.4%	4.2%	18.2%	0.0%	21.7%
Saint Croix	8.8%	6.7%	28.0%	0.0%	10.2%
Sauk	23.8%	4.0%	18.9%	12.5%	18.8%
Sawyer	3.4%	2.6%	4.2%	0.0%	3.3%
Shawano	6.3%	3.6%	20.0%	0.0%	7.2%
Sheboygan	5.8%	3.1%	20.0%	1.1%	5.7%
Taylor	14.9%	14.3%	38.9%	16.7%	19.2%
Trempealeau	9.0%	9.5%	18.2%	0.0%	9.3%
Vernon	1.1%	0.0%	18.5%	0.0%	3.5%
Vilas	17.9%	10.7%	25.0%	0.0%	16.7%

Wisconsin Child Abuse and Neglect Report for CY2020

Appendix J

County Maltreatment Allegation Substantiation Rate by
Maltreatment Type *
2020

County	Neglect Substantiation Percent	Physical Abuse Substantiation Percent	Sexual Abuse Substantiation Percent	Emotional Abuse Substantiation Percent	Total County Substantiation Percent
Walworth	25.6%	16.9%	24.4%	0.0%	23.1%
Washburn	13.2%	4.5%	6.3%	0.0%	9.3%
Washington	25.5%	0.0%	30.3%	0.0%	19.7%
Waukesha	19.3%	15.6%	28.7%	6.3%	19.9%
Waupaca	33.0%	9.1%	32.5%	0.0%	26.9%
Waushara	24.5%	16.7%	47.1%	0.0%	29.2%
Winnebago	21.6%	14.9%	22.6%	0.0%	19.9%
Wood	26.0%	19.6%	22.7%	100.0%	24.6%
State Total	13.7%	8.3%	22.1%	3.4%	13.5%

Wisconsin Child Abuse and Neglect Report for CY2020

Appendix K

**Count and Percentage of CPS Initial Assessments by Maltreater Relationship, by County *
2020**

County	Total CPS Initial Assessments	Primary Caregiver CPS Initial Assessments	Primary Caregiver CPS Initial Assessment Percent	Secondary and Non-Caregiver CPS Initial Assessments	Secondary and Non-Caregiver CPS Initial Assessment Percent
Adams	137	132	96.4%	5	3.6%
Ashland	86	82	95.3%	4	4.7%
Barron	208	199	95.7%	9	4.3%
Bayfield	43	39	90.7%	4	9.3%
Brown	1,284	1,188	92.5%	96	7.5%
Buffalo	38	34	89.5%	4	10.5%
Burnett	95	87	91.6%	8	8.4%
Calumet	105	91	86.7%	14	13.3%
Chippewa	265	247	93.2%	18	6.8%
Clark	90	83	92.2%	7	7.8%
Columbia	198	186	93.9%	12	6.1%
Crawford	72	65	90.3%	7	9.7%
Dane	904	826	91.4%	78	8.6%
Dodge	247	242	98.0%	5	2.0%
Door	79	75	94.9%	4	5.1%
Douglas	262	259	98.9%	3	1.1%
Dunn	111	105	94.6%	6	5.4%
Eau Claire	366	334	91.3%	32	8.7%
Florence	13	13	100.0%	0	0.0%
Fond Du Lac	403	388	96.3%	15	3.7%
Forest	44	35	79.5%	9	20.5%
Grant	179	164	91.6%	15	8.4%
Green	173	166	96.0%	7	4.0%
Green Lake	59	48	81.4%	11	18.6%
Iowa	76	66	86.8%	10	13.2%
Iron	36	35	97.2%	1	2.8%
Jackson	78	72	92.3%	6	7.7%
Jefferson	260	233	89.6%	27	10.4%
Juneau	101	93	92.1%	8	7.9%
Kenosha	641	608	94.9%	33	5.1%
Kewaunee	42	40	95.2%	2	4.8%
La Crosse	245	227	92.7%	18	7.3%
Lafayette	46	43	93.5%	3	6.5%
Langlade	135	132	97.8%	3	2.2%

Wisconsin Child Abuse and Neglect Report for CY2020

Appendix K

**Count and Percentage of CPS Initial Assessments by Maltreater Relationship, by County *
2020**

County	Total CPS Initial Assessments	Primary Caregiver CPS Initial Assessments	Primary Caregiver CPS Initial Assessment Percent	Secondary and Non-Caregiver CPS Initial Assessments	Secondary and Non-Caregiver CPS Initial Assessment Percent
Lincoln	102	94	92.2%	8	7.8%
Manitowoc	376	348	92.6%	28	7.4%
Marathon	551	501	90.9%	50	9.1%
Marinette	137	134	97.8%	3	2.2%
Marquette	31	29	93.5%	2	6.5%
Menominee	88	78	88.6%	10	11.4%
Milwaukee	5,465	5,045	92.3%	420	7.7%
Monroe	216	194	89.8%	22	10.2%
Oconto	125	120	96.0%	5	4.0%
Oneida	150	148	98.7%	2	1.3%
Outagamie	737	681	92.4%	56	7.6%
Ozaukee	130	119	91.5%	11	8.5%
Pepin	33	30	90.9%	3	9.1%
Pierce	121	111	91.7%	10	8.3%
Polk	200	189	94.5%	11	5.5%
Portage	229	222	96.9%	7	3.1%
Price	27	23	85.2%	4	14.8%
Racine	693	625	90.2%	68	9.8%
Richland	44	39	88.6%	5	11.4%
Rock	932	877	94.1%	55	5.9%
Rusk	58	54	93.1%	4	6.9%
Saint Croix	286	269	94.1%	17	5.9%
Sauk	194	179	92.3%	15	7.7%
Sawyer	103	90	87.4%	13	12.6%
Shawano	123	114	92.7%	9	7.3%
Sheboygan	340	333	97.9%	7	2.1%
Taylor	56	54	96.4%	2	3.6%
Trempealeau	126	117	92.9%	9	7.1%
Vernon	94	88	93.6%	6	6.4%
Vilas	79	79	100.0%	0	0.0%
Walworth	173	163	94.2%	10	5.8%
Washburn	54	51	94.4%	3	5.6%
Washington	120	117	97.5%	3	2.5%
Waukesha	354	327	92.4%	27	7.6%

Wisconsin Child Abuse and Neglect Report for CY2020

Appendix K

**Count and Percentage of CPS Initial Assessments by Maltreater Relationship, by County *
2020**

County	Total CPS Initial Assessments	Primary Caregiver CPS Initial Assessments	Primary Caregiver CPS Initial Assessment Percent	Secondary and Non-Caregiver CPS Initial Assessments	Secondary and Non-Caregiver CPS Initial Assessment Percent
Waupaca	203	193	95.1%	10	4.9%
Waushara	87	84	96.6%	3	3.4%
Winnebago	646	593	91.8%	53	8.2%
Wood	374	340	90.9%	34	9.1%
State Total	20,960	19,471	92.9%	1,489	7.1%

* 'Primary Caregiver CPS Initial Assessments (IA)' includes the following types of IAs: IA Primary, IA Narrative and IA Primary – Alternative Response (AR).

Wisconsin Child Abuse and Neglect Report for CY2020

Appendix L

Safety Assessment Results in Primary Caregiver CPS Initial Assessments, by County *
2020

County	Primary Caregiver CPS Initial Assessments	Number of 'Safe' Safety Decisions	Number of 'Unsafe' Safety Decisions	Percent of Safety Decisions found to be 'Unsafe'
Adams	132	117	15	11.4%
Ashland	82	72	10	12.2%
Barron	199	150	49	24.6%
Bayfield	39	35	4	10.3%
Brown	1,188	1,050	138	11.6%
Buffalo	34	21	13	38.2%
Burnett	87	83	4	4.6%
Calumet	91	82	9	9.9%
Chippewa	247	211	36	14.6%
Clark	83	72	11	13.3%
Columbia	186	168	18	9.7%
Crawford	65	45	20	30.8%
Dane	826	758	68	8.2%
Dodge	242	221	21	8.7%
Door	75	62	13	17.3%
Douglas	259	228	31	12.0%
Dunn	105	79	26	24.8%
Eau Claire	334	271	63	18.9%
Florence	13	13	0	0.0%
Fond Du Lac	388	335	53	13.7%
Forest	35	22	13	37.1%
Grant	164	135	29	17.7%
Green	166	155	11	6.6%
Green Lake	48	43	5	10.4%
Iowa	66	63	3	4.5%
Iron	35	31	4	11.4%
Jackson	72	53	19	26.4%
Jefferson	233	209	24	10.3%
Juneau	93	73	20	21.5%
Kenosha^	608	239	22	3.6%
Kewaunee	40	37	3	7.5%
La Crosse	227	196	31	13.7%
Lafayette	43	41	2	4.7%
Langlade	132	115	17	12.9%

Wisconsin Child Abuse and Neglect Report for CY2020

Appendix L

Safety Assessment Results in Primary Caregiver CPS Initial Assessments, by County *
2020

County	Primary Caregiver CPS Initial Assessments	Number of 'Safe' Safety Decisions	Number of 'Unsafe' Safety Decisions	Percent of Safety Decisions found to be 'Unsafe'
Lincoln	94	63	31	33.0%
Manitowoc	348	279	69	19.8%
Marathon	501	434	67	13.4%
Marinette	134	108	26	19.4%
Marquette	29	27	2	6.9%
Menominee	78	62	16	20.5%
Milwaukee^	5,045	4,552	491	9.7%
Monroe	194	169	25	12.9%
Oconto	120	97	23	19.2%
Oneida	148	102	46	31.1%
Outagamie	681	579	102	15.0%
Ozaukee	119	101	18	15.1%
Pepin	30	24	6	20.0%
Pierce	111	75	36	32.4%
Polk	189	170	19	10.1%
Portage	222	164	58	26.1%
Price	23	13	10	43.5%
Racine^	625	565	59	9.4%
Richland	39	34	5	12.8%
Rock	877	831	46	5.2%
Rusk	54	49	5	9.3%
Saint Croix	269	226	43	16.0%
Sauk	179	148	31	17.3%
Sawyer	90	77	13	14.4%
Shawano	114	104	10	8.8%
Sheboygan	333	292	41	12.3%
Taylor	54	45	9	16.7%
Trempealeau	117	100	17	14.5%
Vernon	88	73	15	17.0%
Vilas	79	69	10	12.7%
Walworth	163	127	36	22.1%
Washburn	51	43	8	15.7%
Washington	117	99	18	15.4%
Waukesha^	327	215	27	8.3%

Appendix L

Safety Assessment Results in Primary Caregiver CPS Initial Assessments, by County *
2020

County	Primary Caregiver CPS Initial Assessments	Number of 'Safe' Safety Decisions	Number of 'Unsafe' Safety Decisions	Percent of Safety Decisions found to be 'Unsafe'
Waupaca	193	174	19	9.8%
Waushara	84	70	14	16.7%
Winnebago	593	549	44	7.4%
Wood	340	264	76	22.4%
State Total	19,471	16,647	2,389	12.3%

*Primary Caregiver CPS Initial Assessments (IA) includes the following types: IA Primary, IA Narrative and IA Primary – Alternative Response (AR).

^ There were 435 blank primary caregiver CPS Initial Assessment safety decisions, from the four counties noted above.

Wisconsin Child Abuse and Neglect Report for CY2020

Appendix M - Where to Report Child Maltreatment

To report a case of child abuse or neglect, please contact the county or tribe where the child or child's family lives. If the agency is not known, contact the closest county. The following website lists the county departments of health and human services or social services that receive and assess child maltreatment reports. Such reports may also be made to law enforcement agencies.

Please also refer to <https://dcf.wisconsin.gov/reportabuse>