

**School District of Gilman
2020-2021
Charter School Authorizer Annual Report**

Authorizer Annual Report Checklist

When completing the Charter School Authorizer Annual Report, verify that:

- All sections of the report are present, and all schedules are completed and attached.
- For school district authorizers, the schedule of authorizer operating costs has been included as a supplement to the school district's annual audited financial statements submitted to DPI.
- The report has been completed at the authorizer level, rather than completed for an individual school.
- Authorizer operating costs have been identified in Section VI. This section should not be left blank.
- The operating costs reported in Section VI reflect **only** the costs the authorizing entity incurred while fulfilling the duties under Wis. Stat. s. 118.40 (3m)(a) to (e) which include:
 - Soliciting and evaluating charter school applications,
 - Considering the principles and standards for quality authorizing established by the National Association of Charter School Authorizers,
 - Giving preference in the awarding of contracts for the operation of charter schools that serve children at risk,
 - Approving high-quality charter schools that meet identified educational needs and promote a diversity of educational choices, and
 - Monitoring the performance and compliance with Wis. Stat. s. 118.40 of each charter school with which it contracts.

The operating costs in this section should **not** reflect the operating costs for the authorized charter school(s).

- The total amounts reported in Section VI and Section VII are not the same. As noted above, Section VI should only include operating costs the authorizing entity incurred while fulfilling the duties under Wis. Stat. 118.40 (3m)(a) to (e); while Section VII should include the costs of services the authorizing entity provided to the charter schools with which it contracts. **The expenditures in Section VI and Section VII should not match.**
- Costs reported in Section VII are only the costs of services provided to the charter school(s). Examples of the types of costs that should be reported in this section include but are not limited to: costs for business office services, costs for food services, curriculum services, professional development services, etc. **The expenditures in Section VI and Section VII should not match.**

SECTION I: AUTHORIZER INFORMATION

Authorizing Entity:	School District of Gilman
Authorizer Address:	325 North Fifth Avenue, Gilman, WI 54433
Authorizer Contact Person:	Walter Leipart
Contact Person Title:	Superintendent
Contact Person Phone:	715-447-8211
Contact Person Email:	wleipart@gilman.k12.wi.us

SECTION II: CHARTER SCHOOL INFORMATION

Charter Schools Currently Under Contract in 2021-2022:			
School Name:	Charter School's Governing Board Legal Entity Name:	Contract Term Dates (7/1/20xx – 6/30/20xx):	Grades Served:
eSucceed Virtual School	eSucceed Charter School Inc.	04-26-2021 – 06-30- 2023	K-12

Charter Schools with Non-renewed or Revoked Contract during 2020-2021:			
School Name:	Charter School's Governing Board Legal Entity Name:	Contract Term Dates (7/1/20xx – 6/30/20xx)*:	Reason for Non- renewal or Revocation:
Not Applicable			

Charter Schools that Closed During or at the Conclusion of 2020-2021:			
School Name:	Date of School Closure:	Contract Term Dates (7/1/20xx – 6/30/20xx):	Reason for Closure:
Not Applicable			

Charter Schools Currently Approved, But That Have Not Yet Begun to Operate:			
School Name:	Charter School's Governing Board Legal Entity Name:	Contract Term Dates (7/1/20xx – 6/30/20xx):	Anticipated First Academic Year of Instruction (e.g. 22-23):
Not Applicable			

School District of Gilman
SECTION III
ACADEMIC PERFORMANCE OF CHARTER SCHOOLS
eSucceed Virtual School
Student Performance

eSucceed Virtual School participates in the alternate accountability process and receives a score of Alternative Rating – Satisfactory Progress on the Wisconsin School Report Card for 2020-21.

eSucceed serves students in grades K-12. During the 2020-2021 school year eSucceed Virtual School had an enrollment of 156 full time students and 180 part time students. The part time students were students from our consortium districts that wanted to experience virtual learning through 1 or 2 classes. The significant enrollment increases from 15 full time students in 2019-2020 can be attributed to parent/student interest in a virtual school option due to the COVID-19 pandemic.

Student performance

See attachment "Student Data" The data collected reflects the Wisconsin ACT Aspire assessment and local assessments. In 2021-2022 eSucceed will implement NWEA/ MAP as a formative assessment tool to assist in tracking student performance.

Attendance

Attendance is tracked on the learning platform continuously throughout each school day. In addition, student attendance and participation are recorded weekly in a virtual advisory. Project completion is recorded in the eSucceed software platform. When teachers meet individually/ small groups virtually through video conferencing attendance is recorded. When students have attendance issues, teachers contact the student, parents and Director.

Graduation

eSucceed had 10 students graduate in the spring of 2021 from three through eSucceed and seven from consortium school districts.

Discipline

Being a virtual school, eSucceed did not record any behavioral incidents or expulsions in 2020-2021. eSucceed did have issues of student plagiarism which was addressed as stated in the student/ parent handbook.

eSucceed Virtual School
2020-2021
Student Performance Report

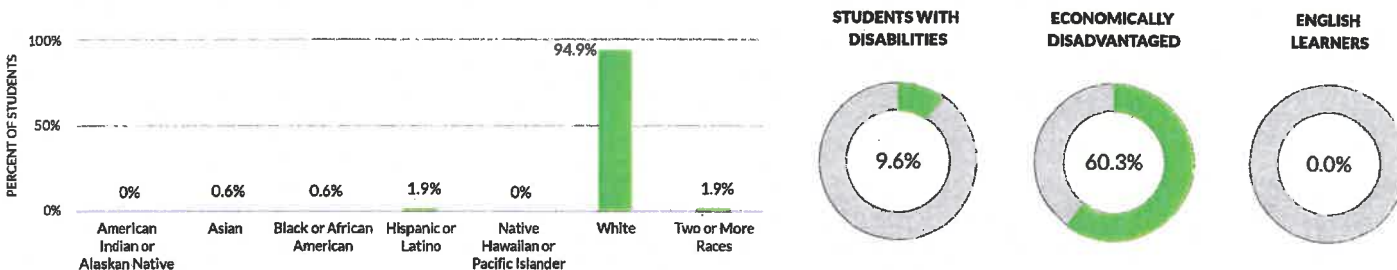


OVERVIEW

School Details

Grades : KG-12
Enrollment : 156
Percent open enrollment : 23.7%

Student Groups



Score Summary

! Due to the COVID-19 pandemic, please use caution when interpreting scores and ratings. Careful review of the detailed data on all pages is encouraged. Also, see <https://dpi.wi.gov/accountability/resources>.



Alternate Rating - Satisfactory Progress
Star rating not applicable

Report Cards without Scores

Some schools, because of size or grade range, do not have enough data to receive a score. Public schools with insufficient data participate in an alternate accountability process. Private schools with insufficient data are not rated.

Priority Area Scores

ACHIEVEMENT



NO DATA TO DISPLAY

GROWTH



NO DATA TO DISPLAY

TARGET GROUP OUTCOMES



NO DATA TO DISPLAY

ON-TRACK TO GRADUATION



NO DATA TO DISPLAY



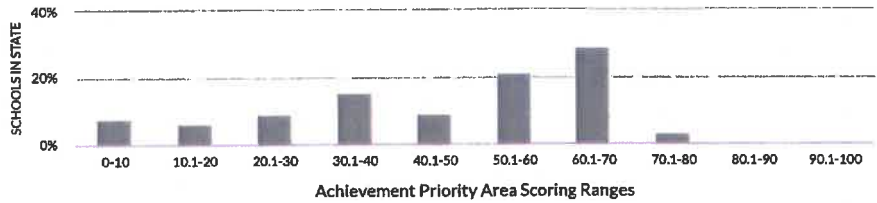
ACHIEVEMENT

This priority area summarizes how this school's students performed on state assessments using a points-based proficiency system that gives partial credit for Basic test performance and extra credit for Advanced performance. The score is a multi-year average of English language arts and mathematics subscores.

Priority Area Score



This is the distribution of scores for K-12 schools in the state.



English Language Arts Score: NA

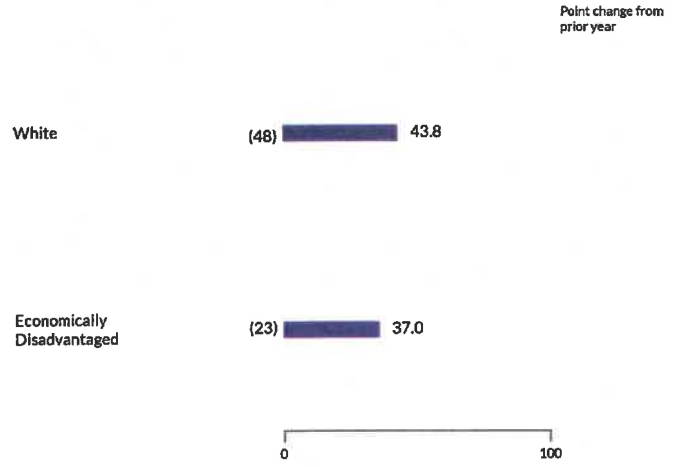
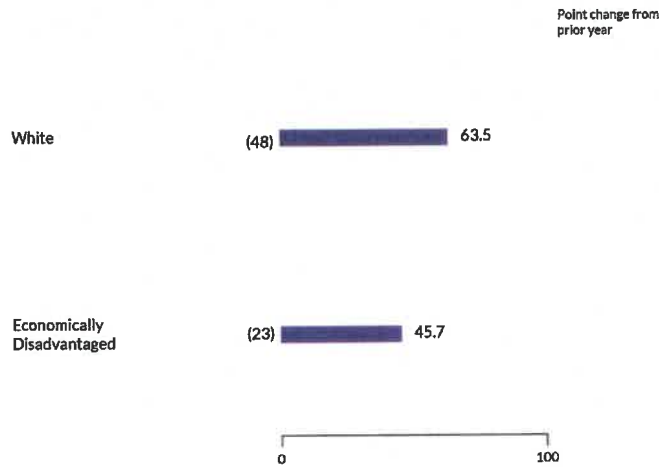
Mathematics Score: NA

Student Group Achievement, 2020-21 (for information only)

Group size is given in parentheses. Groups with fewer than 20 students are not displayed.

ENGLISH LANGUAGE ARTS

MATHEMATICS

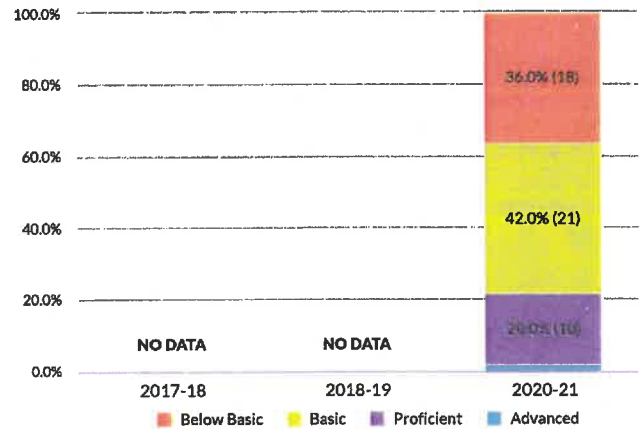
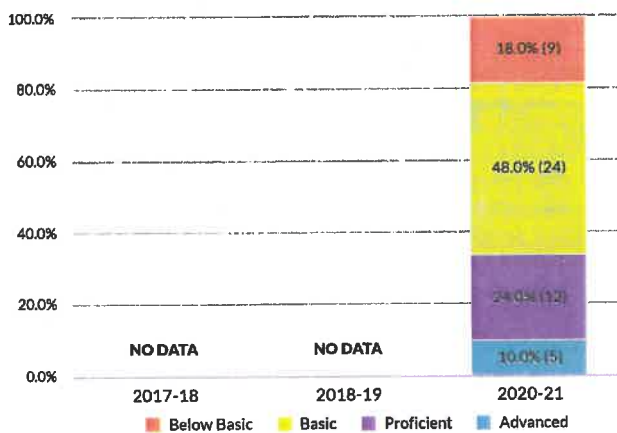


Performance Levels by Year

These graphs show school-wide percentages and group sizes of students performing at each level.

ENGLISH LANGUAGE ARTS

MATHEMATICS





ACHIEVEMENT - ADDITIONAL INFORMATION

The data on this page is for information only.

Test Participation Rates, 2020-21

ENGLISH LANGUAGE ARTS

All students	Lowest-participating group:
79.0%	White
	78.2%

MATHEMATICS

All students	Lowest-participating group:
79.0%	White
	78.2%

Student Group Performance Levels by Year

Groups with any full academic year students in tested grades are shown.

ENGLISH LANGUAGE ARTS

	2017-18					2018-19					2020-21				
	Total # Tested	Advanced	Proficient	Basic	Below Basic	Total # Tested	Advanced	Proficient	Basic	Below Basic	Total # Tested	Advanced	Proficient	Basic	Below Basic
All Students: K-12 State	573,785	8.6%	33.7%	34.0%	23.7%	572,416	8.0%	32.7%	34.1%	25.3%	493,160	6.9%	31.5%	35.2%	26.5%
All Students	0	NA	NA	NA	NA	0	NA	NA	NA	NA	50	10.0%	24.0%	48.0%	18.0%
Asian	0	NA	NA	NA	NA	0	NA	NA	NA	NA	<20	*	*	*	*
White	0	NA	NA	NA	NA	0	NA	NA	NA	NA	48	10.4%	25.0%	45.8%	18.8%
Two or More Races	0	NA	NA	NA	NA	0	NA	NA	NA	NA	<20	*	*	*	*
Economically Disadvantaged	0	NA	NA	NA	NA	0	NA	NA	NA	NA	23	0.0%	13.0%	66.2%	21.7%
Students with Disabilities	0	NA	NA	NA	NA	0	NA	NA	NA	NA	<20	*	*	*	*

MATHEMATICS


	2017-18					2018-19					2020-21				
	Total # Tested	Advanced	Proficient	Basic	Below Basic	Total # Tested	Advanced	Proficient	Basic	Below Basic	Total # Tested	Advanced	Proficient	Basic	Below Basic
All Students: K-12 State	574,706	9.2%	32.6%	31.2%	27.0%	573,211	9.4%	31.6%	30.8%	28.2%	493,047	7.0%	29.4%	31.6%	32.0%
All Students	0	NA	NA	NA	NA	0	NA	NA	NA	NA	50	2.0%	20.0%	42.0%	36.0%
Asian	0	NA	NA	NA	NA	0	NA	NA	NA	NA	<20	*	*	*	*
White	0	NA	NA	NA	NA	0	NA	NA	NA	NA	48	2.1%	18.8%	43.8%	35.4%
Two or More Races	0	NA	NA	NA	NA	0	NA	NA	NA	NA	<20	*	*	*	*
Economically Disadvantaged	0	NA	NA	NA	NA	0	NA	NA	NA	NA	23	0.0%	13.0%	47.8%	39.1%
Students with Disabilities	0	NA	NA	NA	NA	0	NA	NA	NA	NA	<20	*	*	*	*



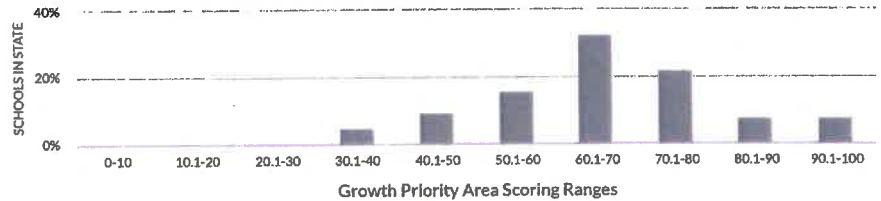
GROWTH

This priority area measures year-to-year student progress on statewide tests. It uses a value-added model that seeks to control for circumstances beyond the influence of educators. A high value-added score means that on average students in the school are progressing more quickly than other, similar students. Growth is scored from 0 to 100 to match the other priority areas and is a conversion from the roughly 0 to 6 value-added score.

Priority Area Score



This is the distribution of scores for K-12 schools in the state.



English Language Arts Score: NA

Mathematics Score: NA

Student Group Value-Added (for information only)

Value-added scores cover an approximately 0-6 range. Higher scores mean greater positive impact. A score of 3.0 is average. Group size is shown in parentheses. Groups with fewer than 20 students are not displayed. Shaded boxes indicate higher-than-average scores.

ENGLISH LANGUAGE ARTS



MATHEMATICS





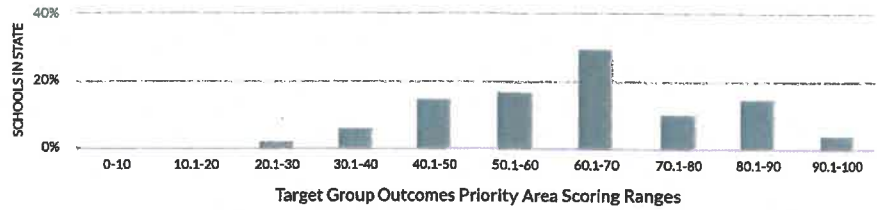
TARGET GROUP OUTCOMES

This priority area examines outcomes for students with the lowest test scores — the Target Group. It is designed to promote equity by helping schools focus on learners who need the most support while also improving outcomes for all students. The priority area score combines component scores for achievement, growth, chronic absenteeism, and attendance or graduation rate. Data are not displayed when target groups have fewer than 20 students.

Priority Area Score



This is the distribution of scores for K-12 schools in the state.



Component Scores

ACHIEVEMENT

Score: NA

Average points-based proficiency rates.

English Language Arts



Mathematics



GROWTH

Score: NA

Value-added scores converted onto a 0-100 growth scale.

English Language Arts



Mathematics



CHRONIC ABSENTEEISM

Score: NA

Score is 1 minus actual chronic absenteeism rate — the percentage of students who missed more than 10% of school days — so a higher score is better.



ATTENDANCE

Score: NA

This score is the overall attendance rate for the Target Group in 2019-20.





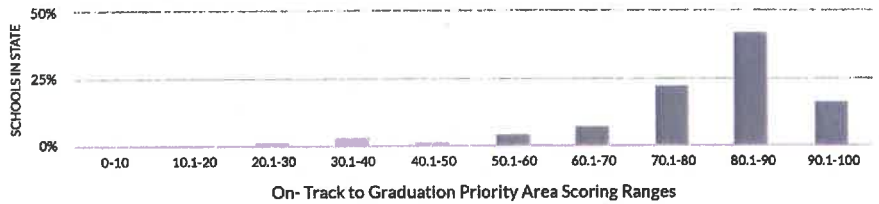
ON-TRACK TO GRADUATION

This priority area indicates how successfully students are progressing toward completing their K-12 education. The score combines component scores for measures of student engagement and achievement.

Priority Area Score



This is the distribution of scores for K-12 schools in the state.



Component Scores

CHRONIC ABSENTEEISM

Score: NA

Score is 1 minus actual chronic absenteeism rate — the percentage of students who missed more than 10% of school days — so a higher score is better.



SCHOOL-WIDE ATTENDANCE

Score: NA

This score is the overall attendance rate for the school in 2019-20.



3RD GRADE ENGLISH LANGUAGE ARTS

Score: NA

Average points-based proficiency rates.



8TH GRADE MATHEMATICS

Score: NA

Average points-based proficiency rates.





ON-TRACK TO GRADUATION - ADDITIONAL INFORMATION

This page provides additional detail about chronic absenteeism and graduation and is for information only.

Student Group Chronic Absenteeism Rates, Single-Year

	2017-18		2018-19		2019-20	
	Students	Rate	Students	Rate	Students	Rate
All Students: K-12 State	833,321	12.8%	831,563	13.1%	826,692	13.1%
All Students	0	NA	0	NA	<20	*
White	0	NA	0	NA	<20	*
Economically Disadvantaged	0	NA	0	NA	<20	*

Student Group Graduation Rates

This table shows for each of two cohorts the percentage of students starting high school together who graduated by 2019-20. The four-year rate pertains to students who started high school four years earlier, and the seven-year rate pertains to students who started seven years earlier.

	Four-year cohort graduation rate			Seven-year cohort graduation rate		
	Students in cohort	Graduates	Rate	Students in cohort	Graduates	Rate
All Students: K-12 State	66,987	60,500	90.3%	65,509	60,787	92.8%
All Students	<20	*	*	0	NA	NA
White	<20	*	*	0	NA	NA



POSTSECONDARY PREPARATION, 2019-20

Section 115.385 (d)1-5., Wis. Stat., requires report cards to include data on pupil participation in various postsecondary preparation opportunities. All data are for grades 9-12. This is for information only and does not affect scores. Course and program data are reported by schools and districts to DPI, and this is the first time these data are included on report cards. Please use caution when interpreting these data. Asterisks replace all-student participation data if the school enrolled fewer than 20 students.

Participation by Type of Postsecondary Preparation

ADVANCED COURSES

School	State
*	19.2%

* students successfully completed at least one Advanced Placement or International Baccalaureate course.

DUAL ENROLLMENT

School	State
*	17.8%

* students successfully completed at least one dual enrollment course.

INDUSTRY-RECOGNIZED CREDENTIALS

School	State
*	1.4%

* students earned at least one industry-recognized credential.

WORK-BASED LEARNING

School	State
*	2.4%

* students participated in a work-based learning program.

Student Group Participation

This table compares the percentages of students in the school participating in different types of postsecondary preparation opportunities with the percentages for the state. All groups present in the school are shown. Total student enrollments are given for reference.

	Total # Enrolled		Advanced Courses		Dual Enrollment		Industry-Recognized Credentials		Work-Based Learning	
	School	State	School	State	School	State	School	State	School	State
White	< 20	188,332	*	20.8%	*	19.7%	*	1.6%	*	2.8%
Economically Disadvantaged	< 20	97,617	*	11.0%	*	13.7%	*	0.8%	*	1.7%
Students with Disabilities	< 20	34,473	*	2.9%	*	10.2%	*	0.5%	*	1.4%



ARTS COURSE INFORMATION, 2019-20

Section 115.385 (d)6., Wis. Stat., requires report cards to include data on the percentage of high school pupils participating in various kinds of arts courses. All data are for grades 9-12. This is for information only and does not affect scores. Course and program data are reported by schools and districts to DPI, and this is the first time these data are included on report cards. Please use caution when interpreting these data. Asterisks replace all-student participation data if the school enrolled fewer than 20 students.

Participation by Type of Arts Course

ART & DESIGN

School	State
*	24.7%

* students successfully completed at least one art & design course.

DANCE

School	State
*	0.3%

* students successfully completed at least one dance course.

MUSIC

School	State
*	21.3%

* students successfully completed at least one music course.

THEATER

School	State
*	1.9%

* students successfully completed at least one theater course.

Student Group Participation

This table compares the percentages of students in the school completing different types of arts courses with the percentages for the state. All groups present in the school are shown. Total student enrollments are given for reference.

	Total # Enrolled		Art & Design		Dance		Music		Theater	
	School	State	School	State	School	State	School	State	School	State
White	< 20	188,332	*	23.9%	*	0.3%	*	23.4%	*	1.7%
Economically Disadvantaged	< 20	97,617	*	26.9%	*	0.3%	*	17.4%	*	2.3%
Students with Disabilities	< 20	34,473	*	25.4%	*	0.3%	*	14.3%	*	1.9%

Wisconsin Department of Public Instruction
Office of Educational Accountability
125 S. Webster Street, P.O. Box 7841
Madison, WI 53707-7841
dpi.wi.gov



November 2021

The Wisconsin Department of Public Instruction does not discriminate on the basis of sex, race, color, religion, creed, age, national origin, ancestry, pregnancy, marital status or parental status, sexual orientation, or ability and provides equal access to the Boy Scouts of America and other designated youth groups.

Goal: As measured by the State of Wisconsin ACT Aspirin, 70% of all students enrolled in sSucceed Charter School will meet or exceed the average for all districts in the sSucceed consortium in the proficient or advanced range.
Summary: In each content area, sSucceed students scored higher than the authorizing district students.

		Scores and Readiness Levels for All Students									
Last Name	First Name	Grade	English		Math		Reading		Science		Composh
			Score	Readiness Benchmark	Score	Readiness Benchmark	Score	Readiness Benchmark	Score	Readiness Benchmark	Score
Student 1		9	430	Exceeding	426	Ready	435	Exceeding	435	Ready	437
Student 2		9	428	Ready	424	Close	420	Close	424	Close	424
Student 3		9	442	Exceeding	434	Exceeding	425	Ready	441	Exceeding	438
Student 4		9	434	Exceeding	431	Ready	430	Ready	438	Exceeding	433
Student 5		9	428	Ready	417	In Need of Support	424	Ready	424	Close	426
Mean Scores			438.4	Exceeding	428.8	Close	423.8	Ready	432	Ready	431.2
Student 6		10	436	Exceeding	422	In Need of Support	424	Close	429	Close	428
Student 7		10	422	Close	419	In Need of Support	416	In Need of Support	423	In Need of Support	420
Student 8		10	423	Close	413	In Need of Support	412	In Need of Support	420	In Need of Support	417
Student 9		10	431	Ready	421	In Need of Support	423	Close	428	Close	426
Mean Scores			429	Ready	418.8	In Need of Support	418.8	In Need of Support	425	In Need of Support	422.8
			English		Math		Reading		Science		Composh
			Score	Readiness Benchmark	Score	Readiness Benchmark	Score	Readiness Benchmark	Score	Readiness Benchmark	Score
			430	Exceeding	426	Ready	435	Exceeding	435	Ready	437
			428	Ready	424	Close	420	Close	424	Close	424
			442	Exceeding	434	Exceeding	425	Ready	441	Exceeding	438
			434	Exceeding	431	Ready	430	Ready	438	Exceeding	433
			428	Ready	417	In Need of Support	424	Ready	424	Close	426
			438.4	Exceeding	428.8	Close	423.8	Ready	432	Ready	431.2
			436	Exceeding	422	In Need of Support	424	Close	429	Close	428
			422	Close	419	In Need of Support	416	In Need of Support	423	In Need of Support	420
			423	Close	413	In Need of Support	412	In Need of Support	420	In Need of Support	417
			431	Ready	421	In Need of Support	423	Close	428	Close	426
			429	Ready	418.8	In Need of Support	418.8	In Need of Support	425	In Need of Support	422.8
			English		Math		Reading		Science		Composh
			# of students	%	# of students	%	# of students	%	# of students	%	Score
			3	60%	1	20%	2	40%	2	40%	428
			2	40%	2	40%	1	20%	1	20%	424
			0	0%	1	20%	2	40%	2	40%	426
			0	0%	0	0%	0	0%	0	0%	422.8
			0	0%	1	20%	0	0%	0	0%	427.4

		8th Graders at Each Readiness Level, Per Subject (n=5)									
Readiness Benchmark	# of students	English	Math	Reading	Science						
Exceeding	3	60%	20%	40%	40%						
Ready	2	40%	40%	20%	20%						
Close	0	0%	20%	20%	40%						
In Need of Support	0	0%	0%	0%	0%						

		10th Graders at Each Readiness Level, Per Subject (n=4)									
Readiness Benchmark	# of students	English	Math	Reading	Science						
Exceeding	1	25%	0%	0%	0%						
Ready	1	25%	0%	0%	0%						
Close	2	50%	0%	2	50%						
In Need of Support	0	0%	100%	2	50%						

		Exceeding and Ready Only, Per Subject									
Grade	# of Students	English	Math	Reading	Science						
8th Grade	5/5	100%	60%	40%	60%						
10th Grade	2/4	50%	0%	0%	0%						
Combined	7/9	78%	33%	44%	33%						

		Summative Subject Proficiency by Grade									
Grade	# of Students	English	Reading	Science	Math						
Kindergarten	42%	27%	11%	15%	25%	13%	15%	21%	22%	20%	20%
1st Grade	34%	27%	21%	14%	23%	28%	18%	20%	22%	18%	21%
2nd Grade	19%	25%	19%	10%	31%	31%	8%	15%	37%	6%	21%
3rd Grade	44%	33%	22%	22%	33%	27%	22%	11%	44%	11%	27%
4th Grade	44%	33%	22%	22%	33%	27%	22%	11%	44%	11%	27%

Color Key: Exceeding Ready Close In Need of Support

Front: Subject Proficiency by Grade, Summative Read

English - sSucceed 77%; Consortium - 48%
 Reading - sSucceed 46%; Consortium - 25%
 Science - sSucceed 33%; Consortium - 23%
 Math - sSucceed 33%; Consortium - 20%

Student ID	Pass	Course	Grade	Assessment
Student 1	No	English II S2 Algebra 2 S2 Chem	B B- B-	
Student 2	No	Even. Language Arts 5 Even. Social Studies 5 Even. Math 5	C C C+	
Student 3	Yes	Even. Math 2 Even. Science 2 Even. Social Studies 2 Even. Language Arts 2	A A A B	
Student 4	No	Even. Math 5 Even. Social Studies 5 Even. Science 5 Even. Language Arts 5	B- B- C- C+	
Student 5	Yes	Algebra 1 S2 Biology S1 English III S1 English III S2 World History S2	A A A A A	
Student 6	Yes	Even. Language Arts 3 Even. Math 3 Even. Science 3 Even. Social Studies 3	A A A A	
Student 7	No	English II S2 Physical Science S2 Comp. American History S2 Geometry S2	B- C- C- B+	
Student 8	Yes	MS Comp. Science III S2 MS Phys-Systems S2 MS Social Studies B8 MS Language Arts III S2	A A A B+	
Student 9	Yes	Even. Math 5 Even. Language Arts 5 Even. Science 5 Even. Social Studies 5	A B B B-	
Student 10	No	English IV S2 Even. Math 3 Even. Science 3 Even. Language Arts 3 Even. Social Studies 3	C B B C C	
Student 12	No	World History ST Even. Science 2 Even. Math 2 Even. Language Arts 2 Even. Social Studies 2	C C- C- C C	
Student 14	No	Even. Math 1 Even. Science 1 Even. Social Studies 1 Even. Language Arts 1	C- C- D- A	
Student 16	Yes	Even. Language Arts K Even. Math K Even. Science K Even. Social Studies K	A A A A	

Goal: As measured by local assessments to include course grades, unit tests, project assessment, and teacher observation, 70% of all students will satisfactorily complete all assigned courses with a B or higher grade.

Result: 74 out of 118 (63%) students completed their course work with a B or higher. An additional 27 students completed their course work with a C or better which is a total of 66% of the students achieving a C or better.

Student 16	No*	8	MS Comp Science I S2 MS Math I S2	A A B
Student 17	Yes	7	MS Language Arts I S2 MS Social Studies 6B MS Comp Science I S2 MS Math I S2	C+ B B B
Student 18	No*	9	Elem. Science 4 Elem. Social Studies 4	C C
Student 19	No*	10	MS Language Arts I S2 MS Math I S2 MS Social Studies 6B	C- C- C-
Student 20	No		MS Math I S2 MS Social Studies 6B	C- C-
Student 21	Yes	8	MS Language Arts I S2 Adv. Algebra/Financial Appl. S2 English III S2 Physics S1	A A A A
Student 22	Yes	9	Elem. Language Arts 1 Elem. Math 1 Elem. Science 1 Elem. Social Studies 1	A A A A
Student 23	Yes	10	History S2 English I S2 World History S2 Algebra I S2	A A A A
Student 24	No*	11	English IV S2 Algebra 2 S2	A- C
Student 25	Yes	11	MS Language Arts III S2 MS Social Studies 6B MS Comp Science III S2 MS Pre-Algebra S2	A A A A
Student 26	Yes	12	Algebra 2 S2 Chemistry S2	A A
Student 27	No*	12	MS Comp Science III S2 Algebra 1 S2 MS Social Studies 6B MS Language Arts III S2	B B B C-
Student 28	No*	13	Elem. Math 3 Elem. Science 3 Elem. Social Studies 3 Elem. Language Arts 3	B B- B- C
Student 29	No		Chemistry S2 Psychology I Algebra 2 S2 English III S2	D D- F F
Student 30	Yes	13	MS Comp Science I S2 MS Social Studies 6B MS Language Arts I S2 MS Math I S2	A A A A-
Student 31	Yes	14	Algebra 1 S2 English I S2 World History S2	B- B- B+
Student 32	Yes	15	Biology S1 World History S1 Algebra 1 S2	A A B+

Student 37	No	14	For: Science S1	C	
Student 38	Yes	18	Elem. Language Arts 4 Elem. Social Studies 4 Elem. Math 4 Elem. Science 4	A A A- B	
Student 39	No	19	Orca English III S2 Chemistry S2 Algebra 2 S2	B B B C-	
Student 35	Yes	17	Algebra 2 S2 Comp. American History S2 English II S2 Physical Science S2	A A A A	
Student 37	Yes	18	Elem. Language Arts 4 Elem. Math 4 Elem. Science 4 Elem. Social Studies 4	A A A A	
Student 38	Yes	19	Elem. Math 3 Elem. Social Studies 3 Elem. Language Arts 4 Elem. Math 4 Elem. Science 4 Elem. Social Studies 4	A A A A A A	
Student 40	No	16	Physical Science S1 World History S1 English I S2 Algebra 1 S1	B B B+ C-	
Student 39	Yes	21	Elem. Social Studies 4 Elem. Language Arts 4 Elem. Math 4 Elem. Science 4	A A- A- A-	
Student 42	Yes	22	Elem. Language Arts 4 Elem. Science 4 Elem. Math 4	A- A- B+	
Student 43	Yes	23	M5 Comp. Science I S2 M5 Language Arts I S2 M5 Social Studies 4B	B- B- B+	
Student 44	No	17	Elem. Language Arts 5 Elem. Math 5 Elem. Science 5 Elem. Social Studies 5	B- C+ C+ C+	
Student 39	No	18	M5 Physical Science S2 M5 Comp. Science III S2 M5 Language Arts III S2 M5 Social Studies 4B	A- C+ C+ C+	
Student 40	No		Algebra 1 S2 English I S2 Physical Science S2 World History S2	F F F F	
Student 47	No		Algebra 2 S2 Chemistry S2 US Government English III S2	F D D+ F	
Student 44	Yes	24	Elem. Language Arts 3 Elem. Math 3	A A	

Student 49	Yes	26	Exam, Science 3 Exam, Language Arts 1 Exam, Math 1 Exam, Science 1 Exam, Social Studies 1	A A A A A
Student 50	Yes	26	Exam, Language Arts 5 Exam, Social Studies 5 Exam, Math 5 Exam, Science 5	A A A- A-
Student 51	No	19	English I SZ Geometry SZ Chemistry SZ English II SZ Comp. American History SZ	A- B B+ C C+
Student 52	Yes	27	Exam, Math 2 Exam, Science 2 Exam, Social Studies 2 Exam, Language Arts 2 Exam, Math 4 Exam, Science 4 Exam, Social Studies 4	A A A A B+ B B
Student 53	Yes	28	Exam, Language Arts 4 Exam, Math 4 Exam, Science 4 Exam, Social Studies 4	A- A B B
Student 54	Yes	29	US Government English III SZ Algebra 2 SZ Chemistry SZ	A A- B- B+
Student 55	No		Exam, Science 2 Exam, Math 2 Exam, Language Arts 2 Exam, Social Studies 2 Exam, Math 5	B C D D B+
Student 56	Yes	30	Exam, Language Arts 5 Exam, Science 5 Exam, Social Studies 5 Exam, Math 5	A A- A- B+
Student 57	Yes	31	Exam, Language Arts 4 Exam, Math 4 Exam, Social Studies 4 Exam, Science 4	A A A A-
Student 58	Yes	32	MS Comp Science II SZ MS Language Arts II SZ MS Math II SZ MS Social Studies 7B	B B B- B+
Student 59	Yes	33	Exam, Language Arts 5 Exam, Math 5 Exam, Science 5 Exam, Social Studies 5	B B+ B+ B+
Student 60	No	20	English IV SZ	C+
Student 61	Yes	34	Exam, Language Arts 5 Exam, Science 5 Exam, Math 5 Exam, Social Studies 5	B B B+ B
Student 62	Yes	35	World History SZ English II SZ Physical Science S1	A A- A-

Student 63	No	20	Pre-Algebra S1 MS Pre-Algebra S2 MS Comp Science II S2 MS Social Studies III MS Language Arts II S2	B-	
Student 64	No	21	Comp American History S1 Algebra I S1 Biology S1 English I S2	D+	
Student 65	Yes	26	English I S2 Personal Physiology I MS Comp Science II S2 MS Language Arts II S2 MS Math II S2	A	
Student 66	Yes	27	MS Social Studies 7B MS Comp Science III S2 MS Social Studies 8B	B	
Student 68	Yes	38	English IV S2 Comp American History S2 English III S2 Algebra 2 S2 Physical Science S2	A-	
Student 69	Yes	28	MS Language Arts III S2 MS Comp Science III S2 MS Social Studies 8B	A	
Student 70	No	22	MS Language Arts III S2 MS Comp Science III S2 MS Social Studies 8B	B+	
Student 71	No	40	US Government English III S2 Algebra 2 S2 Chemistry S2	C	
Student 72	Yes	40	Elern. Language Arts K Elern. Math K Elern. Science K Elern. Social Studies K	A	
Student 73	No	40	Algebra 1 S2 Chemistry English II S2	F	
Student 74	No	23	Consumer Health S2 English IV S2 Psychology I US Government	C	
Student 75	Yes	43	Algebra 2 S2 Chemistry S2	A-	
Student 76	Yes	42	Elern. Language Arts K Elern. Math K Elern. Science K Elern. Social Studies K	A	
Student 77	Yes	43	MS Comp Science III MS Social Studies III MS Social Studies K	A	
Student 78	Yes	44	MS Comp Science I S2 MS Math I S2 MS Social Studies 8B MS Language Arts I S2	A	
Student 79	No	24	World History S1 Algebra 1 S2 English II S1	B+	

Student 80	Yes	45	Physical Science S1 Exam, Language Arts K Exam, Math K	A A A
Student 81	Yes	48	Exam, Science K Exam, Social Studies K Exam, Language Arts 1 Exam, Math 1 Exam, Science 1 Exam, Social Studies 1	B B A A A A
Student 82	Yes	47	Exam, Language Arts 4 Exam, Math 4 Exam, Science 4 Exam, Social Studies 4	A A A A B+
Student 83	Yes	48	Comp. American History S2 Physical Science S2	A A A
Student 84	Yes	49	Exam, Language Arts K Exam, Math K Exam, Science K Exam, Social Studies K	A A A A A
Student 85	Yes	50	Exam, Language Arts 4 Exam, Math 4 Exam, Science 4 Exam, Social Studies 4	A A A A A
Student 86	Yes	51	MS Comp Science III S2 MS Language Arts III S2 MS Pre-Algebra S2 MS Social Studies 8B	A A A A A
Student 87	Yes	52	Exam, Language Arts 5 Exam, Science 5 Exam, Social Studies 5	A A A A
Student 88	Yes	53	Exam, Math 3 Exam, Language Arts 3 Exam, Science 3 Exam, Social Studies 3	A A A A A
Student 89	Yes	54	Exam, Language Arts 7 Exam, Math 2 Exam, Science 2 Exam, Social Studies 2	A A A A A
Student 90	Yes	55	Exam, Language Arts K Exam, Math K Exam, Science K Exam, Social Studies K	A A A A A
Student 91	Yes	56	Exam, Language Arts 4 Exam, Math 4 Exam, Science 4 Exam, Social Studies 4	A A A A A
Student 92	Yes	57	Algebra 2 S2 Chemistry S2 English II S2	A A A A
Student 93	Yes	58	Exam, Math 5 Exam, Science 5 Exam, Language Arts B Exam, Social Studies 5	A A B B+
Student 94	Yes	59	Exam, Math 4 Exam, Social Studies 4	A A

Student 96	Yes	60	Elem. Science 4 Elem. Language Arts II S2	A-
Student 95	Yes	61	Consumer Math S2 US Government	A
Student 97	Yes	62	Algebra 2 S2 MS Social Studies IB8 MS Comp Science II S2	A
Student 98	No	26	MS Social Studies 8B MS Comp Science I S2 MS Language Arts I S2	B+
Student 99	No			B
Student 100	Yes	63	Elem. Math 4 Elem. Language Arts 4 Elem. Science 4 Elem. Social Studies 4	B+
Student 101	Yes	64	MS Social Studies 7B MS Comp Science II S2 MS Math I S2	B+
Student 102	Yes	65	MS Language Arts II S2 Consumer Math S2 US Government English III S2 Chemistry S2	B+
Student 103	No			A
Student 104	Yes	66	MS Math I S2 MS Social Studies 7B MS Comp Science II S2 MS Language Arts II S2	A
Student 105	Yes	67	MS Math I S2 MS Social Studies 7B MS Comp Science II S2 MS Language Arts II S2	A
Student 106	No			A
Student 107	Yes	68	Elem. Math 3 Elem. Social Studies 1 Elem. Language Arts 1 Elem. Science 1 Elem. Social Studies 1	A
Student 108	No			A
Student 109	Yes	69	US Government English III S2 Pre-Calculus S2 Physics S2	A-
Student 110	Yes	70	Elem. Language Arts 1 Elem. Math 1 Elem. Science 1 Elem. Social Studies 1	A
Student 111	No			A
Student 112	Yes	71	MS Language Arts I S2 MS Comp Science I S2 MS Math I S2	C-
Student 113	No			D
Student 114	Yes	72	MS Social Studies 8B Elem. Language Arts 1 Elem. Math 1 Elem. Science 1 Elem. Social Studies 1	F
Student 115	Yes	73	Elem. Language Arts 1 Elem. Math 1 Elem. Science 1 Elem. Social Studies 1	A
Student 116	Yes	74	Elem. Language Arts 1 Elem. Math 1 Elem. Science 1 Elem. Social Studies 1	A
Student 117	Yes	75	Elem. Language Arts 1 Elem. Math 1 Elem. Science 1 Elem. Social Studies 1	A
Student 118	Yes	76	Elem. Language Arts 1 Elem. Math 1 Elem. Science 1 Elem. Social Studies 1	A
Student 119	Yes	77	Elem. Language Arts 1 Elem. Math 1 Elem. Science 1 Elem. Social Studies 1	A
Student 120	Yes	78	Elem. Language Arts 1 Elem. Math 1 Elem. Science 1 Elem. Social Studies 1	A
Student 121	Yes	79	Elem. Language Arts 1 Elem. Math 1 Elem. Science 1 Elem. Social Studies 1	A
Student 122	Yes	80	Elem. Language Arts 1 Elem. Math 1 Elem. Science 1 Elem. Social Studies 1	A
Student 123	Yes	81	Elem. Language Arts 1 Elem. Math 1 Elem. Science 1 Elem. Social Studies 1	A
Student 124	Yes	82	Elem. Language Arts 1 Elem. Math 1 Elem. Science 1 Elem. Social Studies 1	A
Student 125	Yes	83	Elem. Language Arts 1 Elem. Math 1 Elem. Science 1 Elem. Social Studies 1	A
Student 126	Yes	84	Elem. Language Arts 1 Elem. Math 1 Elem. Science 1 Elem. Social Studies 1	A
Student 127	Yes	85	Elem. Language Arts 1 Elem. Math 1 Elem. Science 1 Elem. Social Studies 1	A
Student 128	Yes	86	Elem. Language Arts 1 Elem. Math 1 Elem. Science 1 Elem. Social Studies 1	A
Student 129	Yes	87	Elem. Language Arts 1 Elem. Math 1 Elem. Science 1 Elem. Social Studies 1	A
Student 130	Yes	88	Elem. Language Arts 1 Elem. Math 1 Elem. Science 1 Elem. Social Studies 1	A
Student 131	Yes	89	Elem. Language Arts 1 Elem. Math 1 Elem. Science 1 Elem. Social Studies 1	A
Student 132	Yes	90	Elem. Language Arts 1 Elem. Math 1 Elem. Science 1 Elem. Social Studies 1	A
Student 133	Yes	91	Elem. Language Arts 1 Elem. Math 1 Elem. Science 1 Elem. Social Studies 1	A
Student 134	Yes	92	Elem. Language Arts 1 Elem. Math 1 Elem. Science 1 Elem. Social Studies 1	A
Student 135	Yes	93	Elem. Language Arts 1 Elem. Math 1 Elem. Science 1 Elem. Social Studies 1	A
Student 136	Yes	94	Elem. Language Arts 1 Elem. Math 1 Elem. Science 1 Elem. Social Studies 1	A
Student 137	Yes	95	Elem. Language Arts 1 Elem. Math 1 Elem. Science 1 Elem. Social Studies 1	A
Student 138	Yes	96	Elem. Language Arts 1 Elem. Math 1 Elem. Science 1 Elem. Social Studies 1	A
Student 139	Yes	97	Elem. Language Arts 1 Elem. Math 1 Elem. Science 1 Elem. Social Studies 1	A
Student 140	Yes	98	Elem. Language Arts 1 Elem. Math 1 Elem. Science 1 Elem. Social Studies 1	A
Student 141	Yes	99	Elem. Language Arts 1 Elem. Math 1 Elem. Science 1 Elem. Social Studies 1	A
Student 142	Yes	100	Elem. Language Arts 1 Elem. Math 1 Elem. Science 1 Elem. Social Studies 1	A

Student 110	Yes	70	MS Comp Science II S2 MS Language Arts II S2 MS Math II S2	B B B+
Student 111	No	76	MS Math I S2 MS Comp Science I S2 MS Social Studies 7B	B- C B
Student 112	No	27	English II S2 Geometry S2 Physical Science S2 Psychology I	C C C- C
Student 113	Yes	71	Elem. Language Arts I Elem. Math I Elem. Science I Elem. Social Studies I	A A A A
Student 114	Yes	72	English IV S2 English I S1 World History S2 Algebra I S1 Physical Science S2	B+ A B C D
Student 116	Yes	73	English IV S2 Chemistry S2 US Government Algebra 2S2 English III S2	B D D D- B+
Student 118	Yes	74	MS Math II S2 MS Social Studies 7B MS Comp Science II S2 MS Language Arts II S2	A A A A

SCHOOL DISTRICT OF GILMAN**Section IV****Financial Performance of Charter School****2020-2021 eSucceed Annual Financial Report**

The 2020-2021 school year was the second year of operations for eSucceed Virtual School. eSucceed Virtual School served 156 full time students and 180 part time students. Total revenue for the school year was \$1,249,104.72 and total expenditures was \$1,249,104.72. Revenue sources include CSP funds \$210,283.50, open enrollment \$371,155, other districts \$562,152.36, and local sources \$104,916.36. The significant increases in enrollment, revenue, and expenditures can be attributed to parent/student interest in a virtual school option due to the COVID-19 pandemic.

2020-21

Fd	T	Loc	Obj	Func	Pri	Obj	Func	FYTD Activity
R Revenue								
100 INTERFUND TRANSFER								
99	R	420	110	411000	000	Transfer	OPERAT TRA	371,155.00
99	R	420	110	411000	099	Transfer	OPERAT TRA	104,916.36
99	R	420	110	411000	703	Transfer	OPERAT TRA	210,283.50
99	R	---	1--	-----	---	*INTERFUND		686,354.86
300								
99	R	420	341	500000	099	GEN CONTR	REVENUES	514,152.36
99	R	420	349	500000	099	PAYT OTH S	REVENUES	48,000.00
99	R	---	3--	-----	---	*		562,152.36
500								
99	R	420	515	500000	000	STATE AID	REVENUES	97.50
99	R	---	5--	-----	---	*		97.50
900								
99	R	420	999	500000	000	MISC REVEN	REVENUES	500.00
99	R	---	9--	-----	---	*		500.00
99	R	---	---	-----	---	*		1,249,104.72
E Expense								
100								
99	E	420	110	110000	099	REGULAR PA	ELEMENTARY	97,778.76
99	E	420	110	122000	099	REGULAR PA	ENGLISH	47,002.00
99	E	420	110	123000	099	REGULAR PA	FOREIGN LA	30,402.00
99	E	420	110	124000	099	REGULAR PA	MATHEMATIC	40,200.00
99	E	420	110	126000	099	REGULAR PA	SCIENCE	37,542.25
99	E	420	110	127000	099	REGULAR PA	SOCIAL STU	35,393.90
99	E	420	110	219000	099	REGULAR PA	OTHER PUPI	43,800.00
99	E	420	110	221300	099	REGULAR PA	INSTR STAF	2,456.61
99	E	420	120	249000	099	SUPPORT ST	eSUCCEED D	48,914.68
99	E	---	1--	-----	---	*		383,490.20
200								
99	E	420	212	110000	099	WRS EMPLOY	ELEMENTARY	1,093.50
99	E	420	212	123000	099	WRS EMPLOY	FOREIGN LA	2,052.15
99	E	420	212	124000	099	WRS EMPLOY	MATHEMATIC	2,011.49
99	E	420	212	219000	099	WRS EMPLOY	OTHER PUPI	2,956.50
99	E	420	212	221300	099	WRS EMPLOY	INSTR STAF	69.36
99	E	420	212	249000	099	WRS EMPLOY	eSUCCEED D	3,301.82
99	E	420	219	219000	099	HRA-RETIRE	OTHER PUPI	1,500.00
99	E	420	222	110000	099	SOCIAL SEC	ELEMENTARY	7,423.04
99	E	420	222	122000	099	SOCIAL SEC	ENGLISH	3,595.66
99	E	420	222	123000	099	SOCIAL SEC	FOREIGN LA	2,325.75
99	E	420	222	124000	099	SOCIAL SEC	MATHEMATIC	3,039.24
99	E	420	222	126000	099	SOCIAL SEC	SCIENCE	2,871.99
99	E	420	222	127000	099	SOCIAL SEC	SOCIAL STU	2,707.63
99	E	420	222	219000	099	SOCIAL SEC	OTHER PUPI	3,196.90
99	E	420	222	221300	099	SOCIAL SEC	INSTR STAF	187.27

							2020-21	
Fd	T	Loc	Obj	Func	Prj	Obj	Func	FYTD Activity
E				Expense				
200								
99	E	420	222	249000	099	SOCIAL SEC	eSUCCEED D	3,657.39
99	E	420	222	291000	099	SOCIAL SEC	TERMINATE	61.30
99	E	420	230	249000	099	LIFE INS	eSUCCEED D	87.35
99	E	420	242	219000	099	HEALTH INS	OTHER PUPI	19,623.94
99	E	420	242	249000	099	HEALTH INS	eSUCCEED D	6,765.14
99	E	420	243	219000	099	DENTAL INS	OTHER PUPI	1,220.05
99	E	420	243	249000	099	DENTAL INS	eSUCCEED D	420.60
99	E	420	245	219000	099	HSA	OTHER PUPI	9,000.00
99	E	420	245	249000	099	HSA	eSUCCEED D	4,500.00
99	E	420	253	219000	099	DISABILITY	OTHER PUPI	246.00
99	E	420	253	249000	099	DISABILITY	eSUCCEED D	43.33
99	E	420	293	291000	099	MISC BENEF	TERMINATE	801.32
99	E	---	2--	-----	---	*		84,758.72
300								
99	E	420	310	221300	099	PERSONAL S	INSTR STAF	25,813.66
99	E	420	310	221300	360	PERSONAL S	INSTR STAF	10,550.00
99	E	420	310	231500	099	PERSONAL S	LEGAL	10,703.00
99	E	420	310	231700	099	PERSONAL S	AUDIT	11,624.00
99	E	420	310	232200	099	PERSONAL S	COMMUNITY	3,828.15
99	E	420	310	264400	099	PERSONAL S	NONINSTR S	2,400.00
99	E	420	310	264400	360	PERSONAL S	NONINSTR S	10,940.00
99	E	420	321	295000	099	TECHN MAIN	ADMIN TECH	71,775.00
99	E	420	328	255000	099	BUILDING R	BLDG REMOD	125.00
99	E	420	342	120000	099	EMPLOYEE T	SECONDARY	84.00
99	E	420	342	221300	099	EMPLOYEE T	INSTR STAF	417.19
99	E	420	342	232200	099	EMPLOYEE T	COMMUNITY	449.12
99	E	420	342	264400	099	EMPLOYEE T	NONINSTR S	43.42
99	E	420	351	232200	099	ADVERTISIN	COMMUNITY	10,351.52
99	E	420	351	232200	360	ADVERTISIN	COMMUNITY	19,053.50
99	E	420	353	260000	099	POSTAGE	CENTAL SER	1,248.95
99	E	420	358	120000	099	INTERNET A	SECONDARY	17,448.65
99	E	420	358	232200	099	INTERNET A	COMMUNITY	1,605.39
99	E	420	360	120000	099	SOFTWARE S	SECONDARY	9,303.10
99	E	420	360	249000	099	SOFTWARE S	eSUCCEED D	4,500.00
99	E	420	360	295000	099	SOFTWARE S	ADMIN TECH	15.00
99	E	420	370	431000	099	INSTRUCTON	NON OPEN E	205,465.00
99	E	420	382	249000	099	PAY WI SCH	eSUCCEED D	712.10
99	E	420	386	221200	360	PYMT TO CE	CURRICULUM	9,000.00
99	E	420	386	221300	360	PYMT TO CE	INSTR STAF	9,500.00
99	E	420	386	232300	099	PYMT TO CE	STAFF RELA	121,835.16
99	E	420	386	255000	099	PYMT TO CE	BLDG REMOD	50.00
99	E	420	386	295000	099	PYMT TO CE	ADMIN TECH	97.50
99	E	420	389	431000	099	WTCS/CVTC	NON OPEN E	35,633.88
99	E	---	3--	-----	---	*		594,572.29
400								
99	E	420	411	110000	099	SUPPLIES	ELEMENTARY	150.74
99	E	420	411	221300	099	SUPPLIES	INSTR STAF	283.37
99	E	420	411	232200	099	SUPPLIES	COMMUNITY	314.22
99	E	420	411	249000	099	SUPPLIES	eSUCCEED D	428.76
99	E	420	411	295000	099	SUPPLIES	ADMIN TECH	350.60

2020-21

<u>Fd</u>	<u>T</u>	<u>Loc</u>	<u>Obj</u>	<u>Func</u>	<u>Prj</u>	<u>Obj</u>	<u>Func</u>	<u>FYTD Activity</u>
E								
Expense								
400								
99	E	420	470	110000	099	TEXTBOOKS	ELEMENTARY	4,435.00
99	E	420	470	120000	099	TEXTBOOKS	SECONDARY	6,082.35
99	E	420	481	110000	099	TECHN SUPP	ELEMENTARY	1,547.50
99	E	420	481	120000	099	TECHN SUPP	SECONDARY	1,706.98
99	E	420	481	232200	099	TECHN SUPP	COMMUNITY	74.97
99	E	420	482	110000	099	TECHN HARD	ELEMENTARY	5,042.39
99	E	420	482	110000	360	TECHN HARD	ELEMENTARY	74,943.87
99	E	420	482	120000	360	TECHN HARD	SECONDARY	76,296.13
99	E	420	482	219000	099	TECHN HARD	OTHER PUPI	1,149.18
99	E	420	490	221300	099	OTH NONCAP	INSTR STAF	414.40
99	E	---	4--	-----	---	*		173,220.46
700								
99	E	420	715	270000	099	MULTIPLE C	INSURANCES	5,007.05
99	E	---	7--	-----	---	*		5,007.05
900								
99	E	420	940	120000	099	DUES AND F	SECONDARY	28.00
99	E	420	940	249000	099	DUES AND F	eSUCCEED D	8,028.00
99	E	---	9--	-----	---	*		8,056.00
99	E	---	---	-----	---	*		1,249,104.72
99	-	---	---	-----	---	*eSUCCEED		0.00

2020-21

<u>Fd</u>	<u>T</u>	<u>Loc</u>	<u>Obj</u>	<u>Func</u>	<u>Prj</u>	<u>Obj</u>	<u>Func</u>	<u>FYTD Activity</u>
Grand Revenue Totals								1,249,104.72
Grand Expense Totals								1,249,104.72
Grand Totals								0.00

Number of Accounts: 90

***** End of report *****

SCHOOL DISTRICT OF GILMAN

SECTION V

OTHER CONTRACT TERMS AND EXPECTATIONS

66.0301 AGREEMENT

Section V includes the 66.0301 inter-agency agreement with seven school districts that determine financial and operational agreements between the member districts.

RESOLUTION**66.0301 Intergovernmental Agreement****RE: eSucceed Virtual School 2021-2023 AGREEMENT**

WHEREAS, Wis. Stat. § 66.0301 and Wis: Admin. Code § PI 14.02 provide that municipalities, including school districts, may contract with one another for the joint exercise of any of their powers or duties as required or authorized by law; and

WHEREAS, the School District of Bruce, School District of Cadott Community, School District of Cornell, School District of Gilman, School District of Lake Holcombe, School District of New Auburn, and Stanley-Boyd Area School District (collectively, "the Consortium") previously entered into an agreement under Wis. Stat., §66.0301 ("Agreement") to establish eSucceed Virtual School ("Charter School"), a virtual instrumentality charter school serving grades Kindergarten - 12, to jointly provide educational services to students through a virtual charter school; and

WHEREAS, the School District of Gilman ("Gilman") agreed to authorize the instrumentality Charter School and serve as fiscal agent under that Agreement; and

WHEREAS, the Charter School will continue to be an instrumentality of and located in Gilman for purposes of Wis. Stat. §118.40 (3)(c)(1) and (7)(a).

NOW THEREFORE, it is hereby resolved that the school boards of the School District of Bruce, School District of Cadott Community, School District of Cornell, School District of Gilman, School District of Lake Holcombe, School District of New Auburn, and Stanley-Boyd Area School District, agree to share the services and costs of the staff and other costs of operation to provide students access to the Charter School according to an Amended Agreement, which will be executed between the Parties.

INTERGOVERNMENTAL COOPERATION AGREEMENT

THIS AGREEMENT ("Agreement") is made by and between the School District of Bruce ("Bruce"), School District of Cadott Community ("Cadott"), School District of Cornell ("Cornell"), School District of Gilman ("the District"), School District of Lake Holcombe ("Lake Holcombe"), School District of New Auburn ("New Auburn"), and Stanley-Boyd Area School District ("Stanley-Boyd")(each a "Member" and collectively the "Consortium" or "Members") pursuant to Wis. Stat. § 66.0301 and Wis. Admin. Code § PI 14.02.

WHEREAS, Wis. Stat. § 66.0301 and Wis. Admin. Code § PI 14.02 provide that municipalities, including school districts, may contract with one another for the joint exercise of any of their powers or duties as required or authorized by law; and

WHEREAS, all of the Members are school districts in the State of Wisconsin that entered into an intergovernmental cooperation agreement in order to establish and jointly authorize eSucceed Virtual School ("Charter School") serving grades Kindergarten - 12 pursuant to Wis. Stat. §§ 118.40(3)(c)1.a. and (8); and

WHEREAS, this agreement is intended to define and establish the respective roles and responsibilities of the Members as related to the charter school.

NOW THEREFORE, the Members agree as follows:

1. **Charter School**. The charter school established and jointly authorized by the Members shall be known as eSucceed Virtual School ("eSucceed"). The District has entered into a charter school contract ("Charter Contract") with the eSucceed Virtual School, Inc. Governance Board ("Governance Board") to operate eSucceed, and the Members agree and acknowledge that such Charter Contract shall include provisions to ensure that the Governance Board has all powers necessary to carry out the terms of the Charter Contract including, but not limited to the following:
 - a. To receive and disburse funds for school purposes;
 - b. To secure appropriate insurance;
 - c. To enter into contracts, including contracts with a University of Wisconsin institution or college campus, technical college district board, or private college or university, for technical or financial assistance, academic support, curriculum review, or other services;
 - d. To incur debt in reasonable anticipation of the receipt of funds;

- e. To pledge, assign, or encumber its assets to be used as collateral for loans or extensions of credit;
 - f. To solicit and accept gifts or grants for school purposes;
 - g. To acquire real property for its use;
 - h. To sue and be sued in its own name; and
 - i. To make decisions regarding charter school operations and procedures including, but not limited to:
 - 1.) Budget expenditures, grant funds, and funds donated specifically to the Charter School or generated through sales of Charter School equipment;
 - 2.) Calendar and daily schedule;
 - 3.) Curriculum and instruction;
 - 4.) Policies and procedures specific to the daily operations of the Charter School;
 - 5.) Facilities utilized by the Charter School; and
 - 6.) Marketing, registration, and enrollment processing.
2. **Virtual Charter School Classification.** The Charter School shall be classified under Wis. Stat. § 115.001(16) as a “virtual charter school,” defined as a charter school under contract with a school board under Wis. Stat. § 118.40 in which all or a portion of the instruction is provided through means of the Internet, and the pupils enrolled in and instructional staff employed by the school are geographically remote from each other.
3. **Location.** Pursuant to Wis. Stat. § 118.40(8)(a)2, the Charter School shall be located in the School District of Gilman. The Members may authorize the use of one or more physical locations for ancillary purposes including, but not limited to, providing curriculum-based Internet access to Charter School students, conducting in-person classroom sessions, and providing general student support. In no event, however, shall the use of a physical location be permitted to the extent that it may affect the Charter School’s classification as a “virtual charter school” or its location in the School District of Gilman pursuant to Wisconsin law.
4. **Instrumentality.** Pursuant to Wis. Stat. § 118.40(7), the Charter School shall be an instrumentality of School District of Gilman. The District shall have the authority to employ staff for the Charter School or to contract with CESA 10, or another third-party educational agency of a similar nature, for such purposes.

5. **Proration of Costs.** For each school year, each Member's "Total Prorated Costs" shall be based on the following:
- A. Grades K-5:
1. The number of pupils who are residents of a Consortium member's school district and enrolled full-time at eSucceed, multiplied by the equivalence of the per pupil open enrollment revenue amount statutorily determined under Wis. Stat. §118.51 for the school year of enrollment.
 2. The number of pupils enrolled full-time at the Charter School through open enrollment multiplied by the per pupil revenue amount statutorily determined under Wis. Stat. §118.51 for the school year of enrollment.
- B. Grades 6-12:
1. The number of pupils who are residents of a Consortium member's school district and enrolled full-time at eSucceed, multiplied by the cost per course or credit for each student as determined by the District. Textbooks and course supplies are the expense of the Consortium member school districts.
 2. The number of pupils enrolled full-time at the Charter School through open enrollment multiplied by the per pupil revenue amount statutorily determined under Wis. Stat. §118.51 for the school year of enrollment.
6. **Consortium Membership Fee.**
- A. Each Member shall pay a Consortium Membership Fee to the District on or prior to July 1st annually for the following school year. The Consortium Membership Fee shall be equivalent to one (1) pupil open enrollment revenue amount statutorily determined under Wis. Stat. §118.51 for the school year of enrollment. The membership fee secures at least one student enrollment annually for the member district. The membership fee will be a first dollars credit toward the members student enrollment fees at eSucceed Virtual School for the year of membership
- B. The District shall have the authority to adjust the Consortium Membership Fee for the following school year by providing notice of such adjustment to the Members by December 31st of the school year prior to such adjustment.
7. **Annual Budget.** Based upon the expected revenue for the following school year, the District shall prepare and distribute to the Board of Education of both Parties, the Charter School's annual budget for such school year. The annual budget for each upcoming school year shall be approved by the Board of Education of both Parties prior to the beginning of

the Charter School's Fiscal Year (the "Approved Annual Budget"). The Approved Annual Budget shall include all of the applicable direct instructional costs, and all applicable support service and non-program costs, such as administrative salaries and services, audit costs, fiscal services, custodial services, utilities, maintenance services, space rental, and building administration. "Fiscal Year" shall mean the annual period commencing July 1 through June 30. Prior approval from the each Party's Board of Education shall be required prior to any budget variations.

8. **Payment of Prorated Costs.** The Total Prorated Costs for each Member shall be determined annually prior to June 30th for the following school year. Each Member shall pay the Charter School its Total Prorated Costs for the school year in two equal payments on October 15 and February 15 of such school year (each a "Payment Date").
9. **Actual Cost Adjustments.** Within fifteen (15) days after each Payment Date, the Charter School shall provide each Member with an Actual Enrollment Report. The Actual Enrollment Report shall contain a recalculation of the Member's most recent Total Prorated Costs figure by utilizing the Member's actual enrollment at the Charter School as of the most recent Payment Date (the "Total Actual Costs"). Other than the modification stated in the previous sentence, the calculation of the Total Actual Costs shall be consistent with Section 5. In the event that the resulting Total Actual Costs figure, if substituted for the Member's most recent Total Prorated Costs figure for the current school year, would have resulted in a higher payment for the most recent Payment Date, then such Member shall pay the difference (the "Cost Adjustment") to the Charter School by December 1 if the most recent Payment date was October 15, or by May 1 if the most recent Payment Date was February 15. This paragraph shall have no effect if the Total Actual Costs figure for a particular Payment Date would have resulted in the same or a lower payment for such Payment Date. This paragraph shall additionally have no effect on the payments due on each Payment Date pursuant to Section 5 above.
10. **State Aid Reimbursements.** State aid reimbursements shall be prorated to the Members on the same basis as the proration of costs. Pupil membership, for state aid purposes, shall be counted by each pupil's school district of residence.
11. **Annual Revenue Surplus.** For each Fiscal Year during this Agreement, each Eligible Member (as defined below) shall be entitled to receive a distributive share of the Charter School's Annual Revenue Surplus, in the event one exists. The manner of calculating and distributing the Annual Revenue Surplus are set forth below.
 - a. **Calculation.** An "Annual Revenue Surplus" for a Fiscal Year shall exist only in the event that the balance in the Fund 99 account of the Charter School at the conclusion of such Fiscal Year, and after all necessary costs for the continued operation of the Charter School have been paid in full, exceeds twenty-five percent

(25%) of the Approved Annual Budget for the school year within that Fiscal Year, and in such event, the Annual Revenue Surplus shall be equal to the amount of the account balance that exceeds twenty-five percent (25%) of the Approved Annual Budget in that Fiscal Year.

b. Distribution. For each Fiscal Year, the Annual Revenue Surplus shall be divided and distributed as set forth below:

1.) To the extent that the Annual Revenue Surplus amount for a Fiscal Year is less than or equal to the total combined Consortium Membership Fees paid by all Eligible Members for such Fiscal Year ("Combined Membership Fees"), the Annual Revenue Surplus shall be divided equally among the Eligible Members.

2.) In the event the Annual Revenue Surplus for a Fiscal Year exceeds the Combined Membership Fees for such Fiscal Year, the portion of the Annual Revenue Surplus that equals the Combined Membership Fees for such Fiscal Year shall be divided equally among the Eligible Members. The excess amount shall then be divided among the Eligible Members in proportion to the Total Costs (defined below) paid by each Eligible Member during such Fiscal Year, but capped for each Eligible Member at the Total Costs paid by such Eligible Member during the Fiscal Year. In the event there exists any remaining Annual Revenue Surplus after the divisions described in this paragraph, the remaining amount shall be divided equally among the Eligible Members. For purposes of this paragraph, "Total Costs" shall mean the sum of an Eligible Member's Total Prorated Costs and Cost Adjustments during the Fiscal Year.

3.) Each Eligible Member's share of the Annual Revenue Surplus shall be paid by the Charter School within sixty (60) days after the end of the Fiscal Year for which the Annual Revenue Surplus exists.

c. Eligibility. A Member shall be an "Eligible Member" for a given Fiscal Year (as that term is used in Section 6.b.) if it meets both of the following requirements: (1) its Membership has not been terminated under Section 18 below as of the last day of such Fiscal Year, and (2) it is not in default of any provision of this Agreement. If a Member does not meet the preceding requirements for a given Fiscal Year it shall not be entitled to receive any portion of the Annual Revenue Surplus for such Fiscal Year.

12. Annual Revenue Deficit. For each Fiscal Year during this Agreement, each Obligated Member (as defined below) shall be required to pay an equal share of the Charter School's Annual Revenue Deficit, in the event one exists. An "Annual Revenue Deficit" for a Fiscal

Year shall exist only in the event that the balance in the Fund 90 account of the Charter School at the conclusion of such Fiscal Year, and after all necessary costs for the continued operation of the Charter School have been paid in full, is less than the balance on the first day of such Fiscal Year, and in such event, the amount of the Annual Revenue Deficit shall be the amount of the balance decrease during such period. Each Obligated Member shall pay its equal share of the Annual Revenue Deficit to the Charter School within thirty (30) days after the end of the Fiscal Year for which the Annual Revenue Deficit exists. A Member shall be an "Obligated Member" for a given Fiscal Year if it was a Member on the first day of such Fiscal Year.

13. **Grant Reimbursements.** Notwithstanding any other provision of this Agreement, in the event that at any time before or after termination of the Charter Contract the Charter School is liable to reimburse any grantor for grant funds received and expended by the Charter School, each Member who is a Member on the first day of the Fiscal Year in which such liability arises shall be responsible for a share of the reimbursement amount, with such share to be calculated based on the proportion of each Member's number of resident students who were at the Charter School during such Fiscal Year.
14. **Admissions.** The Charter School shall be open to students in grades K-12. Admission policies and procedures to the Charter School shall be as provided in the Charter Contract. In the event the number of students seeking to enroll in the Charter School exceeds the enrollment limits, admission preference shall be given in accordance with the Charter Contract.
15. **Statutory Operator and Fiscal Agent.** The School District of Gilman shall be the operator and Fiscal Agent for the Charter School for all grants, administrative services, and operations, and perform the following tasks on behalf of the Charter School:
 - a. Establish and maintain records in accordance with the uniform financial accounting system prescribed by the Wisconsin Department of Public Instruction ("Department") under §115.28(13), Wis. Stat.
 - b. File all required reports with the Department.
 - c. Upon request of the Department, file a copy of this Agreement and/or the Charter Contract and the plan of operation of the Charter School with the Department.
16. **Additional Services Provided by Fiscal Agent.** The District shall provide the following services to the Charter School:
 - a. **Administrative Services.** The District will provide operations and administrative services such as purchasing, accounting, bookkeeping, risk management, auditing, cash management, pupil services, pupil testing, and record keeping.

- b. Special Education. Each Member shall be considered the Local Education Agency ("LEA") for purposes of its own resident students attending the Charter School. The District shall be considered the LEA for students open enrolled in the District and attending the Charter School. In the event that special education services are not provided by a Member's school district and such services are instead provided by the Charter School on behalf of such Member, the District shall be reimbursed by the Member for the services provided.
 - c. Liability Insurance. The Charter School shall provide insurance for all operations and personnel involved in the operations and governance of the Charter School, including without limitation, commercial general liability, umbrella, school leader's error and omission/educators' legal liability, fidelity bond/crime, fire and extended coverage and property damage for those acts reasonably related to the operations of the Charter School. Liability for claims and judgments of any nature whatsoever, arising out of the activities under this Agreement and operation of the Charter School, not covered by liability insurance, shall be shared by the participating Members jointly and severally. The insurance costs attributable to the Charter School shall be paid by the Charter School.
 - d. Teacher Licensure and Staff Background Checks. The District, or a third-party agency contracted by the District for employment purposes, shall ensure that all staff providing services to the Charter School hold current and appropriate licenses or permits as required by law and shall also conduct all required pre-employment background screening for all prospective staff of the Charter School.
 - e. Student Discipline. Students at the Charter School will be subject to the District's policies and procedures for discipline and Wis. Stat. §118.40(8)(g). In the event a disciplinary action triggers due process obligations under state or federal law, the student's resident district, as the LEA, will be responsible for meeting such obligations.
 - f. Audit. Funds provided by or procured for the Charter School are subject to the District's fiscal accounting procedures, including audits, and will be included in the District's financial statements as determined by its audit team.
 - g. Independent Audit: The Charter School will conduct an independent audit of all Charter School financial statements as determined by its audit team.
17. Personnel Costs. The District shall pay all personnel costs for the staff of the Charter School and shall be reimbursed for such costs from the Approved Annual Budget.
18. Administrative Fee for Fiscal Agent. The District shall be entitled to annual compensation for performing the services described herein ("Administrative Fee"). The

Administrative Fee for each school year shall not exceed three percent (3%) of the Approved Annual Budget for such school year as determined pursuant to Section 5.b. above. The Administrative Fee for each school year shall be paid to the District on or prior to March 31st of such school year from the Charter School Fund 90 account.

19. **Indemnification of Fiscal Agent by Other Members.** Each Member, other than the District, hereby holds harmless, defends and indemnifies the District (and its board of education and all of its affiliates, officers, employees and representatives) from and against each and every demand, claim, loss, liability, or damage of any kind, including actual attorney's fees and expenses, whether in tort or contract, whether personal injury or property damage, arising from or in connection with the District's performance of its duties in this Agreement. It is not the intent of any Member to waive, limit or otherwise modify the protections and limitations of liability found in Wis. Stat. § 893.80 or any other protections available to the parties by law. This paragraph shall survive the termination or expiration of this Amended Agreement.
20. **Joint Responsibilities.** The Members shall perform the actions below jointly and collaboratively.
- a. **Charter Contract.** The Members shall decide upon the renewal or non-renewal of the Charter Contract. No Member shall be obligated to agree to a renewal of the Charter Contract at the expiration of the contract's term. If the circumstances arise, the Members shall decide, pursuant to the Charter Contract and upon the recommendation of Gilman's District Administrator, whether grounds exist to terminate the Charter Contract, and if so, whether the contract should be terminated.
- c. **Insurance.** Each Member shall name all other Members to this Agreement as additional insureds on all insurance policies applicable to students attending the Charter School.
- d. **Decision-Making and Dispute Resolution.** To the extent not otherwise set forth in this Agreement or the Charter Contract, the Members agree to jointly contribute to the ongoing development and implementation of the Charter School. Unless stated otherwise herein, decision-making as to any matter shall be made by majority vote of the Members. In the event a dispute, claim, question, or disagreement among the Members cannot be resolved by majority vote or other provisions of this Agreement, the Members shall use their best efforts to settle the dispute, claim, question, or disagreement. To this effect, they shall consult and negotiate with each other in good faith and, recognizing their mutual interests and the interests of the Charter School and its students and staff, attempt to reach a just and equitable solution satisfactory to the Members. If they do not reach such solution within a period of sixty (60) days, then the Members agree to first try in good faith to settle the dispute by mediation administered by the American Arbitration Association

under its Commercial Mediation Procedures before resorting to arbitration, litigation, or some other dispute resolution procedure.

21. **Term, Renewal and Termination.** This Agreement shall run concurrently with the Charter Contract and any renewals thereof, and shall terminate upon the expiration or termination of the Charter Contract.
22. **Membership Term; Member Withdrawal.** Each Member's rights and obligations under this Agreement ("Membership") begin on the date hereof and continue until June 30, 2023. A Member may renew its Membership for subsequent two (2) year terms thereafter (each a "Renewal Term") so long as such Member is not in default of any provision of this Agreement or removed by the other Members as set forth in Section 18 below. In the event a Member desires to withdraw from this Agreement and terminate all of its rights and obligations herein upon conclusion of the Initial Membership Term or any Renewal Term, such Member ("Withdrawn Member") must provide notice in writing to the School District of Gilman's District Administrator at least six (6) months prior to the end of such term. Any outstanding obligations under this Agreement of a Withdrawn Member shall survive such Withdrawn Member's withdrawal.
23. **Member Removal.** The Members may, by Supermajority Vote (defined below), determine that a Member's Membership should be terminated and such Member ("Removed Member") be removed as a party to this Agreement. The Members may remove a Member for any reason, including, but not limited to, the Removed Member's continually low enrollment numbers, poor cooperation with Members, lack of timeliness in satisfying its obligations under this Agreement, or insufficient efforts marketing the Charter School to its resident students. If such vote occurs during a school year, such termination shall take effect upon conclusion of the current Fiscal Year and the Removed Member's obligations under this Agreement shall remain in effect until such time. If such vote occurs after the conclusion of a school year and prior to the following school year, then such termination shall be effective immediately for the following school year. Any outstanding obligations under this Agreement of a Removed Member shall survive such Removed Member's removal. "Supermajority Vote" shall mean the affirmative vote, approval, or consent, as the case may be, of more than sixty-five percent (65%) of the Members other than the Member that is the subject of such vote.
24. **Default.** In the event a Member fails to perform any of its obligations under this Agreement, it shall not be in default unless another Member provides all Members with notice of the nonperformance and the nonperforming Member fails to fully cure the nonperformance within thirty (30) days after such notice is received. In the event of a default, the non-defaulting Members may unanimously agree to take any of the following actions: (1) jointly pay any deficient cost contributions or Consortium Membership Fees of the defaulting Member as needed and determined by the performing Members; (2)

terminate the defaulting Member's Membership and terminate such Member's status as a party to this Agreement immediately or at a future date; and (3) pursue all other rights and remedies available to the Members by law.

25. Miscellaneous.

- a. Governing Law. This Agreement shall be governed by the law of the State of Wisconsin. If this Agreement references a provision of the Wisconsin Statutes or United States Code or implementing code, rule, or regulation, and such provisions, code, rule, or regulation is subsequently amended, such reference in this Agreement shall be deemed to be amended to conform to the amended provision, code, rule, or regulation.
- b. Entire Agreement. This Agreement sets forth the entire agreement between the Members with respect to the subject matter of this Agreement. All prior agreements, including the 66.0301 agreement signed by the Members on July 20, 2020, contracts, representations, statements, negotiations, understandings and undertakings are superseded by this Amended Agreement.
- c. Severability. If any term or provision of this Agreement shall be found by a court of competent jurisdiction to be invalid, illegal, or otherwise unenforceable, the same shall not affect the other terms or provisions hereof or the whole of this Agreement, but such term or provision shall be deemed modified to the extent necessary in the court's opinion to render such term or provision enforceable, and the rights and obligations of the Members shall be construed and enforced accordingly, preserving to the fullest permissible extent the intent the agreements of the Members herein set forth.
- d. Amendments. No amendment to this Agreement shall be effective unless the same is in writing and signed by the authorized representatives of all Members.
- e. Assignment. This Agreement is not assignable by any Member without the prior written consent of all other Members.
- f. Non-waiver. Except as provided herein, no term or provision of this Agreement shall be deemed waived and no breach or default shall be deemed excused, unless such waiver or consent shall be in writing and signed by the Member claimed to have waived or consented. No consent by any Member to, or waiver of, a breach or default by the other, whether expressed or implied, shall constitute consent to, waiver of, or excuse of any different or subsequent breach or default.
- g. Force Majeure. No party shall be liable or responsible to the other party, for any delay in fulfilling or performing its responsibilities hereunder, when and to the

extent such failure or delay is caused by or results from the following force majeure events: (a) acts of God; (b) flood, fire, earthquake, explosion, epidemic, pandemic, or other outbreak of serious disease; (c) war, invasion, hostilities (whether war is declared or not), terrorist threats or acts, riot or other civil unrest; (d) government order, law, or action; and (e) national or regional emergency.

- h. Counterparts: Signature by Facsimile or Electronic Mail. This Agreement may be signed in counterparts, which shall together constitute the signed original Agreement. A signature delivered by facsimile or electronic mail shall be considered an original for purposes of this Agreement.

26. Membership Expansion. Districts requesting vested membership must agree to all terms of this agreement. A new district's membership will be authorized by a simple majority vote of the current members. Districts that are approved for membership will have an initial membership fee of \$50,000 plus the second year membership fee which may be paid in one installment prior to enrollment of any students or in two (2) equal installments with the first installment due prior to enrollment of any students in year one of membership and the second installment due prior to June 1st of the second academic year. The membership fee for year two will be a first dollars credit to the district's year two student enrollment fees.

27. Affiliate Membership. An affiliate membership is a membership that allows a school district to enter the consortium without making the commitment of a vested membership. A district that chooses an affiliate membership does not have a vote on the administrative advisory committee and is not eligible for a share of surplus as described in section 11.

The Affiliate Membership Fee shall be equivalent to one (1) pupil open enrollment revenue amount statutorily determined under Wis. Stat. §118.51 for the school year of enrollment. The membership fee secures at least one student enrollment annually for the member district. The membership fee will be a first dollars credit toward the members student enrollment fees at eSucceed Virtual School for the year of membership. The Affiliate Membership Fee is due to the District on or prior to July 1st annually for the following school year.

The District shall have the authority to adjust the Consortium Membership Fee for the following school year by providing notice of such adjustment to the Members by December 31st of the school year prior to such adjustment.

For each school year, each Affiliate Member's "Total Prorated Costs" shall be based on the number of pupils K-12 who are residents of an affiliate member's school district and enrolled full-time at eSucceed, multiplied by the equivalence of the per pupil open enrollment revenue amount statutorily determined under Wis. Stat. §118.51 for the school year of enrollment.

IN WITNESS WHEREOF, the Members have caused this Agreement to be executed by their duly authorized representatives as of the date written below. Through their signatures, the representatives of the Members confirm that this Amended Agreement was adopted by resolution of the Member's Board of Education and consequently, the representative has full authority to execute this Amended Agreement.

SCHOOL DISTRICT OF BRUCE

By: _____
School Board President

ATTEST: _____
School Board Clerk

Date: _____

Date: _____

SCHOOL DISTRICT OF CADOTT COMMUNITY

By: _____
School Board President

ATTEST: _____
School Board Clerk

Date: _____

Date: _____

SCHOOL DISTRICT OF CORNELL

By: _____
School Board President

ATTEST: _____
School Board Clerk

Date: _____

Date: _____

SCHOOL DISTRICT OF GILMAN

By: *Harold J. Thompson*
School Board President

ATTEST: *Valorie Kulesa*
School Board Clerk

Date: 04-26-2021

Date: 4-26-2021

SCHOOL DISTRICT OF LAKE HOLCOMBE

By: _____
School Board President

ATTEST: _____
School Board Clerk

Date: _____

Date: _____

SCHOOL DISTRICT OF NEW AUBURN

IN WITNESS WHEREOF, the Members have caused this Agreement to be executed by their duly authorized representatives as of the date written below. Through their signatures, the representatives of the Members confirm that this Amended Agreement was adopted by resolution of the Member's Board of Education and consequently, the representative has full authority to execute this Amended Agreement.

[Amended Agreement Continues on Next Page]

SCHOOL DISTRICT OF BRUCE

By: David C. Rice

School Board President

Date: 4/12/21

ATTEST: Whitney Trust

School Board Clerk

Date: 4/12/21

SCHOOL DISTRICT OF CADOTT COMMUNITY

By: _____

School Board President

Date: _____

ATTEST: _____

School Board Clerk

Date: _____

SCHOOL DISTRICT OF CORNELL

By: _____

School Board President

Date: _____

ATTEST: _____

School Board Clerk

Date: _____

SCHOOL DISTRICT OF GILMAN

By: _____

School Board President

Date: _____

ATTEST: _____

School Board Clerk

Date: _____

SCHOOL DISTRICT OF LAKE HOLCOMBE

By: _____

School Board President

Date: _____

ATTEST: _____

School Board Clerk

Date: _____

IN WITNESS WHEREOF, the Members have caused this Agreement to be executed by their duly authorized representatives as of the date written below. Through their signatures, the representatives of the Members confirm that this Amended Agreement was adopted by resolution of the Member's Board of Education and consequently, the representative has full authority to execute this Amended Agreement.

[Amended Agreement Continues on Next Page]

SCHOOL DISTRICT OF BRUCE

By:	School Board President	ATTEST:	School Board Clerk
Date:		Date:	

SCHOOL DISTRICT OF CADOTT COMMUNITY

By:	<i>Alan Sommitag</i> School Board President	ATTEST:	<i>Donna Albarado</i> School Board Clerk
Date:	<i>4/26/2021</i>	Date:	<i>4/26/2021</i>

SCHOOL DISTRICT OF CORNELL

By:	School Board President	ATTEST:	School Board Clerk
Date:		Date:	

SCHOOL DISTRICT OF GILMAN

By:	School Board President	ATTEST:	School Board Clerk
Date:		Date:	

SCHOOL DISTRICT OF LAKE HOLCOMBE

By:	School Board President	ATTEST:	School Board Clerk
Date:		Date:	

IN WITNESS WHEREOF, the Members have caused this Agreement to be executed by their duly authorized representatives as of the date written below. Through their signatures, the representatives of the Members confirm that this Amended Agreement was adopted by resolution of the Member's Board of Education and consequently, the representative has full authority to execute this Amended Agreement.

[Amended Agreement Continues on Next Page]

SCHOOL DISTRICT OF BRUCE

By: _____
School Board President

ATTEST: _____
School Board Clerk

Date: _____

Date: _____

SCHOOL DISTRICT OF CADOTT COMMUNITY

By: _____
School Board President

ATTEST: _____
School Board Clerk

Date: _____

Date: _____

SCHOOL DISTRICT OF CORNELL

By: Sylvia D. Briggs
School Board President

ATTEST: Robert M. Sikes
School Board Clerk

Date: _____

Date: _____

SCHOOL DISTRICT OF GILMAN

By: _____
School Board President

ATTEST: _____
School Board Clerk

Date: _____

Date: _____

SCHOOL DISTRICT OF LAKE HOLCOMBE

By: _____
School Board President

ATTEST: _____
School Board Clerk

Date: _____

Date: _____

IN WITNESS WHEREOF, the Members have caused this Agreement to be executed by their duly authorized representatives as of the date written below. Through their signatures, the representatives of the Members confirm that this Amended Agreement was adopted by resolution of the Member's Board of Education and consequently, the representative has full authority to execute this Amended Agreement.

[Amended Agreement Continues on Next Page]

SCHOOL DISTRICT OF BRUCE

By: _____
School Board President

ATTEST: _____
School Board Clerk

Date: _____

Date: _____

SCHOOL DISTRICT OF CADOTT COMMUNITY

By: _____
School Board President

ATTEST: _____
School Board Clerk

Date: _____

Date: _____

SCHOOL DISTRICT OF CORNELL

By: _____
School Board President

ATTEST: _____
School Board Clerk

Date: _____

Date: _____

SCHOOL DISTRICT OF GILMAN

By: _____
School Board President

ATTEST: _____
School Board Clerk

Date: _____

Date: _____

SCHOOL DISTRICT OF LAKE HOLCOMBE

By: Brian E. Nathan
School Board President

ATTEST: Debra H. Beadinger
School Board Clerk

Date: _____

Date: _____

SCHOOL DISTRICT OF NEW AUBURN

By: [Signature]

School Board President

Date: 4-26-21

ATTEST: [Signature]

School Board Clerk

Date: 4/26/2021

STANLEY-BOYD AREA SCHOOL DISTRICT

By: _____

School Board President

Date: _____

ATTEST: _____

School Board Clerk

Date: _____

[Signature Page of Intergovernmental Cooperation Agreement]

SCHOOL DISTRICT OF NEW AUBURN

By:

School Board President

Date:

ATTEST:

School Board Clerk

Date:

STANLEY-BOYD AREA SCHOOL DISTRICT

By:


School Board President

Date:

4-26-21

ATTEST:


School Board Clerk

Date:

4-26-21

[Signature Page of Intergovernmental Cooperation Agreement]

School District of Gilman

Section VI

SCHEDULE OF CHARTER SCHOOL AUTHORIZER OPERATING COSTS

FISCAL YEAR ENDING 06-30-2020

- Oversee and monitor charter school by authorizer.
- Analyzing charter school data for the purpose of contract amendments, annual reports, annual review, and federal review process.

OPERATING ACTIVITY	WUFAR OBJECT CODE	COST
EMPLOYEE SALARIES	100	10,819.67
EMPLOYEE BENEFITS	200	3,735.14
PURCHASED SERVICES	300	0
NON-CAPITAL OBJECTS	400	0
CAPITAL OBJECTS	500	0
INSURANCE & JUDGEMENTS	700	0
OTHER (REPLACE OTHER WITH AN ACTIVITY NAME)	900	0
OTHER (REPLACE OTHER WITH AN ACTIVITY NAME)	900	0
TOTAL		14,554.81

SCHOOL DISTRICT OF GILMAN

SECTION VII

SCHEDULE OF CHARTER SCHOOL AUTHORIZER SERVICES AND COSTS

FISCAL YEAR ENDING 06-30-2020

- Authorizer is the fiscal agent for the charter school and provided business, fiscal, and human resource services.

SERVICES PROVIDED	FUNCTION CODE	COST
REGULAR CURRICULUM	120000	0
SPECIAL EDUCATION	150000	0
HEALTH SERVICES	214000	0
PSYCHOLOGICAL SERVICES	215000	0
CURRICULUM DEVELOPMENT	221200	0
INSTRUCTIONAL STAFF TRAINING	221300	0
GENERAL ADMINISTRATION	230000	0
BUILDING ADMINISTRATION	240000	0
BUSINESS SERVICES	252000	8,073.36
GENERAL OPERATIONS	253000	0
PUPIL TRANSPORTATION	256000	0
TECHNOLOGY	266000	0
OTHER SERVICES (REPLACE OTHER WITH A SERVICE)		0
TOTAL		8,073.36