



Milwaukee Public Schools

Charter School Authorizer Report

2020-21 School Year

December 15, 2021

Office of Communications and School Performance

Department of Contracted School Services
5225 W. Vliet St., Milwaukee, WI 53208



About Milwaukee Public Schools

Dr. Keith P. Posley, Superintendent of Schools

MISSION: Milwaukee Public Schools is a diverse district that welcomes all students, preparing them for success in higher education, post-educational opportunities, work, and citizenship.

VISION: Milwaukee Public Schools will be among the highest student growth school systems in the country. All district staff will be committed to providing an educational environment that is child-centered, supports achievement, and respects diversity. Schools will be safe, welcoming, well-maintained, and accessible community centers meeting the needs of all. Relevant, rigorous, and successful instructional programs will be recognized and replicated. The district and its schools will collaborate with students, families, and community for the benefit of all.

Five Priorities for Success



Core Beliefs

- ◆ Students come first.
- ◆ Wherever students are learning is the most important place in the district.
- ◆ Educators and school staffs have high expectations for all students and provide the foundation for their academic success.
- ◆ Leadership, educator development, and child-driven data-informed decision making are keys to student achievement.
- ◆ Involved families are integral to increasing student achievement.
- ◆ Student voice is encouraged and respected.
- ◆ Quality community partnerships add value.
- ◆ Increased operational and financial efficiencies are consistently pursued to support learning opportunities for our students.
- ◆ Central Services support student achievement, efficient and effective operations, and student, family and community engagement.

Authorizer Information

Section I

Authorizing Entity	Milwaukee Public Schools
Authorizer Address	5225 W. Vliet Street, Milwaukee, WI 53208
Authorizer Contact Persons	Marla Bronaugh , Chief, Communications and School Performance Officer Bridget Schock , Director, Contracted School Services
Contact Department	Contracted School Services
Phone Number	414-475-8140
Email	schockbx@milwaukee.k12.wi.us

Contracted School Services

Mission:

The Department of Contracted School Services promotes innovative educational opportunities by recruiting and retaining high quality charter and partnership schools, while providing assistance and accountability which supports schools' ability to effectively meet students' needs.

Vision:

The Department of Contracted Schools will create a collaborative culture where high quality charter and partnership schools are given autonomy to effectively implement their educational programs while being held accountable for results which ultimately have a positive impact on the entire school district.

Charter School Snapshots Table of Contents

Academia de Lenguaje y Bellas Artes (ALBA)	11
The Alliance School of Milwaukee	13
Carmen Middle and High School of Science and Technology, Northwest	15
Carmen High School of Science and Technology, South	17
Carmen High School of Science and Technology, Southeast	19
Carmen Middle School of Science and Technology, South	21
Green Tree Preparatory Academy (GPA)	23
Highland Community School	25
Hmong American Peace Academy (HAPA)	27
Honey Creek Continuous Progress School	29
Individualized Developmental Education Approaches to Learning (IDEAL)	31
Kathryn. T. Daniels University Preparatory Academy (KT Daniels)	33
La Causa Charter School	35
Milwaukee College Prep, 36th Street Campus (MCP 36th)	37
Milwaukee College Prep, 38th Street Campus (MCP 38th)	39
Milwaukee College Prep, Lloyd Street Campus (MCP Lloyd)	41
Milwaukee College Prep, Lola Rowe North Campus (MCP Lola Rowe North)	43
Milwaukee Environmental Sciences Academy (MESA)	45
Milwaukee Excellence Charter School	47
Next Door Charter School	49
Whittier Elementary	51

Charter School Information

Section II

Charter Schools Whose Contract was Non-Renewed or Revoked

School Name	Contract Start Date	Date of Non-Renewal or Revocation	Reason for Non-Renewal or Revocation
Carmen Middle School of Science and Technology, South	July 2017	June 2021	Charter school notice of non-renewal received April 29, 2021, proceeding with a new authorizer

Charter Schools Currently Under Contract that have not Opened

School Name	Contract Start Date	Date School will Open
New School for Youth Empowerment	Fall 2019	Undetermined

Charter Schools that Closed

School Name	Date of School Closure	Reason for Closure
Kathryn T. Daniels University Preparatory Academy	June 2021	Mutual Termination

Innovation - Support - Accountability

The Department of Contracted School Services (CSS) supports the development, successful implementation, and ongoing accountability of charter schools, partnership schools, and education programs within MPS. CSS is responsible for the continual oversight, performance evaluation, and compliance monitoring of these schools and programs.

- ◆ Promotes innovative educational opportunities
- ◆ Increase high quality choice for families
- ◆ Development and replication of successful programs
- ◆ Oversight, performance evaluation, support and contract accountability
- ◆ Develop and facilitate regional development projects

Academic Performance Measures of Charter Schools

Section III

The performance metrics are included in each charter school snapshot that is attached to this report. The table below illustrates the academic performance measures as outlined in the contract. Some contracts might have local measures that are not identified in this report.

Early Childhood

Achieve a percentage of pupils in Charter School scoring at or above readiness on the District's early literacy reading assessment that is the same as, or higher than, the percentage of pupils scoring at or above readiness in five-year-old kindergarten in all MPS schools (applies only to early childhood schools).

English Language Arts (ELA)

Achieve a percentage of pupils in Charter School scoring proficient or advanced on the Wisconsin Student Assessment System tests (WSAS) in English Language Arts that is the same as, or higher than, the percentage of pupils scoring proficient or advanced in corresponding grades in all MPS schools.

Mathematics

Achieve a percentage of pupils in Charter School scoring proficient or advanced on the Wisconsin Student Assessment System tests (WSAS) in mathematics that is the same as, or higher than, the percentage of pupils scoring proficient or advanced in corresponding grades in all MPS schools.

Science

Achieve a percentage of pupils in Charter School scoring proficient or advanced on the Wisconsin Student Assessment System tests (WSAS) in science that is the same as, or higher than, the percentage of pupils scoring proficient or advanced in corresponding grades in all MPS schools.

Social Studies

Achieve a percentage of pupils in Charter School scoring proficient or advanced on the Wisconsin Student Assessment System tests (WSAS) in social studies that is the same as, or higher than, the percentage of pupils scoring proficient or advanced in corresponding grades in all MPS schools.

Attendance Rate

Achieve a daily attendance rate of pupils in Charter School that is the same as, or higher than, the average daily attendance rate of pupils in corresponding grades in all MPS schools.

Mobility Rate

Achieve a mobility rate of pupils in Charter Schools (registered as of the September Third Friday Count) that is the same as, or lower than, the mobility rate of pupils in corresponding grades in all MPS schools. Mobility Rate is defined as the percentage of students that enroll after the Third Friday in September.

Stability Rate

Achieve a stability rate of pupils in Charter School that is the same as, or higher than, the stability rate of pupils in corresponding grades in all MPS schools. Stability Rate is defined as the percentage of students (excluding the top grade) enrolled on the May count date of the first year that are still enrolled on the following year's September count date.

Promotion Rate

Achieve a percentage of pupils promoted from grades 4 and 8 in Charter School that is the same as, or higher than, the percentage of pupils being promoted from the corresponding grades in all MPS schools.

Graduation Rate

Using the DPI formula for comparison, Charter School shall achieve a high school graduation rate that is the same as, or higher than, the high school graduation rate in all MPS high schools.

CHARTER SCHOOL PERFORMANCE SUMMARY

Milwaukee Public Schools	Charter School Enrollment and Demographics			
		2019-20	2020-21	2021-22
	Total Enrollment	9,241	9,137	9,541
	Number of Charter Schools	21	21	19
	English Language Learners	14.9%	15.5%	16.5%
	Students with Disabilities	11.4%	13.0%	12.8%
	Economically Disadvantaged	80.8%	85.0%	80.5%
	Black or African American	43.2%	42.2%	43.2%
	Hispanic	30.4%	31.4%	30.2%
	Asian	17.8%	18.2%	19.0%
	White	5.8%	5.2%	4.9%
	Multiple	2.5%	2.8%	2.6%
American Indian or Alaska Native	0.2%	0.1%	0.1%	
Native Hawaiian or Other Pacific Islander	0.0%	0.0%	0.1%	

State Report Card Ratings	
	Number Charter Schools
Significantly Exceeds Expectations	2
Exceeds Expectations	7
Meets Expectations	6
Meets Few Expectations	2
Fails to Meet Expectations	0
Alternative Ratings	2

Climate and Culture	
Attendance Rate	91.7%
Mobility Rate	1.3%
Stability Rate	83.9%
Suspension Rate	1.9%
Graduation Rate	83.8%

Financial Performance of Charter Schools

Section IV

The financial performance of the Charter Schools is included in each school's snapshot that is attached to this report that operated during the school year, as evidenced by the annual financial audit. Please note that some schools may have requested and received an extension on their annual audit and supplemental information to this section of this report may follow.

Authorizer Operating Costs

Section V

Milwaukee Public Schools Office of Finance is working in collaboration with auditors to prepare and finalize MPS' annual audited financial statements and schedules which are due to DPI School Financial Services in **January** and will be provided upon receipt. Below is the **unaudited** schedule of charter school authorizer operating costs.

Milwaukee Public Schools
SCHEDULE OF CHARTER SCHOOL AUTHORIZER OPERATING COSTS
FISCAL YEAR ENDING JUNE 30, 2021

OPERATING ACTIVITY	WUFAR Object Code	COST
Employee Salaries	100	309,609.55
Employee Benefits	200	165,021.90
Purchased Services	300	433.50
Non-Capital Objects	400	-
Capital Objects	500	-
Insurance & Judgements	700	-
Other Supplies	900	733.17
Other (replace Other with an activity name)	900	-
TOTAL		\$475,798.47

Services Provided to Charter Schools

Section VI

Please see the report below that summarizes the charter school authorizer services and costs for the 2020-21 school year.

Milwaukee Public Schools
SCHEDULE OF CHARTER SCHOOL AUTHORIZER SERVICES AND COSTS
FISCAL YEAR ENDING JUNE 30, 2021

Services Provided	Function Code	Cost
Regular Curriculum	120000	-
Special Education	150000	4,233,200.23
Health Services	214000	-
Psychological Services	215000	232,888.12
Curriculum Development	221200	-
Instructional Staff Training	221300	-
General Administration	230000	-
Building Administration	240000	-
Business Services-Admin Fees	252000	1,050,015.72
General Operations	253000	-
Pupil Transportation	256000	99,297.00
Technology	266000	36,157.56
Optional Services—Inst & NIC		110,930.59
Audits		24,700.00
Food/Meals		460.00
Rent/Lease and Other Building Operations		2,254,243.30
Traveling Music		19,063.00
Total		\$8,060,955.52



**MILWAUKEE
PUBLIC SCHOOLS**

Charter School Snapshots

ACADEMIA DE LENGUAJE Y BELLAS ARTES

Instrumentality Charter School



ACADEMIA DE LENGUAJE Y BELLAS ARTES

Escuelas Públicas de Milwaukee

General Information

1712 South 32nd Street
Milwaukee, WI 53215
414-902-7525
mpsmke.com/alba

School Leader: Brenda Martinez

Board President: Cristina Salazar

Established: 2004

Grades Serve: K3 to 8

Contract Term: 2019 to 2024

Maximum FTE: 615

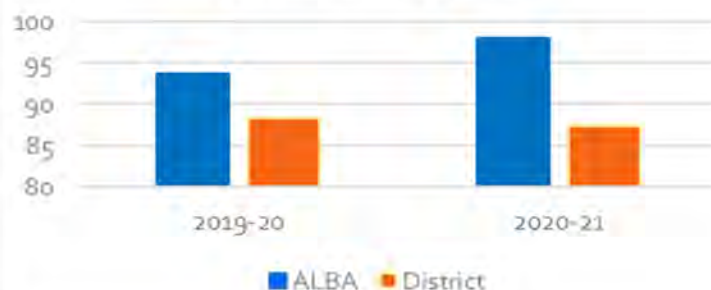


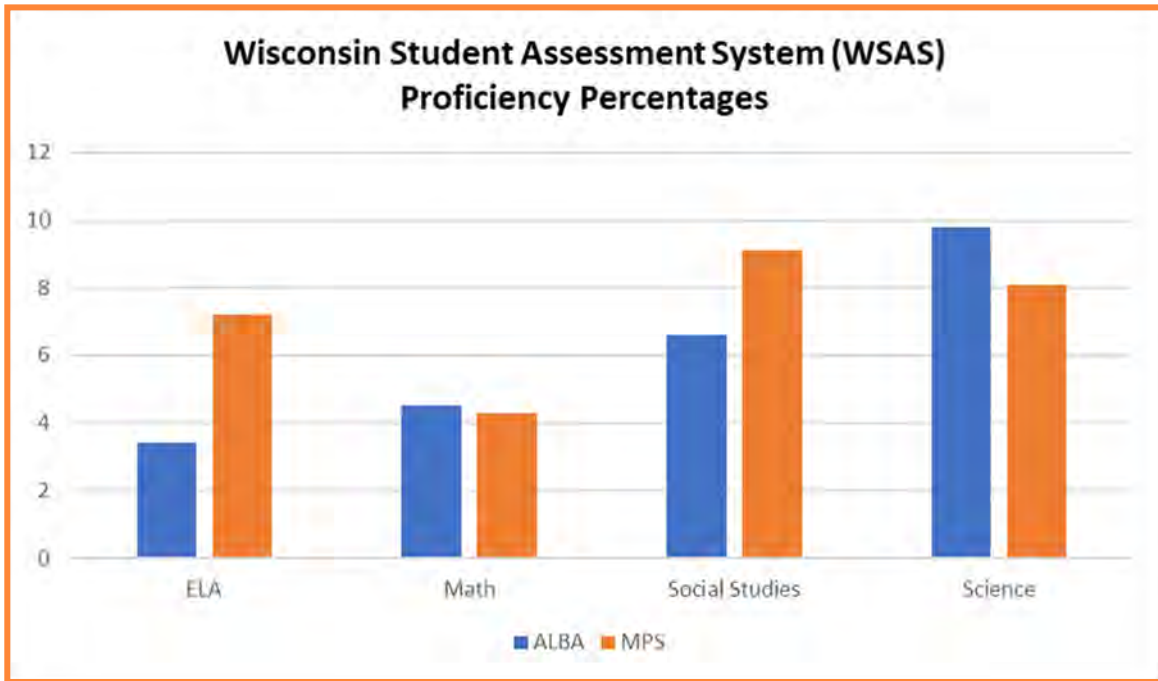
ALBA's mission is founded on the conviction that bilingual students can reach their full potential academically, in English and Spanish when challenged through a rigorous curriculum that develops critical thinking, problem solving and creativity through the integration of the fine arts. ALBA's students will develop self-confidence and self-worth as their Hispanic cultural identity is both recognized and valued through the curriculum.

Enrollment and Demographics

	2019-20	2020-21	2021-22
Total Enrollment	538	567	565
Grades Served	K3-6	K3-7	K3-8
English Language Learners	91.8%	59.4%	70.1%
Students with Disabilities	16.4%	17.8%	18.7%
Economically Disadvantaged	90.5%	83.4%	86.8%
Hispanic	99.1%	99.1%	99.1%
White	0.6%	0.5%	0.4%
Multiple	0.2%	0.2%	0.4%
Native Hawaiian or Other Pacific Islander	0.2%	0.2%	0.2%

Attendance Rate





State Report Card Rating

**Exceeds
Expectations**

★ ★ ★ ★

Climate and Culture		
	ALBA	MPS
Mobility Rate	2.7%	5.8%
Stability Rate	94.8%	82.6%
Suspension Rate	0.0%	0.0%
4th Grade Promotion Rate	100%	99.9%

Financial Audit	
Conclusion of Audit Report	
Material Weaknesses Identified	
Noncompliance Material to the Financial Statements Noted	
Financial Findings	
Questioned Costs	
Notes/Comments	Per terms of contract, financial audit is due in alternating school years of its terms. Next audit is due October 2022.

THE ALLIANCE SCHOOL OF MILWAUKEE

Instrumentality Charter School

The mission of The Alliance School is to provide a safe, student-centered, and academically challenging environment to meet the needs of all students.



General Information

850 West Walnut Street
Milwaukee, WI 53205
414-267-5400
mpsmke.com/alliance

School Leader: Phyllis Smith

Established: 2005

Grades Serve: 9-12

Contract Term: 2017 to 2022

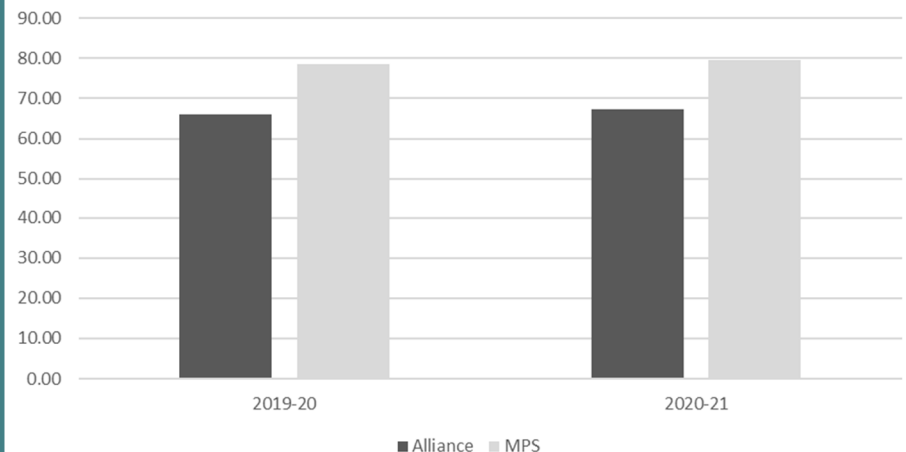
Maximum FTE: 280

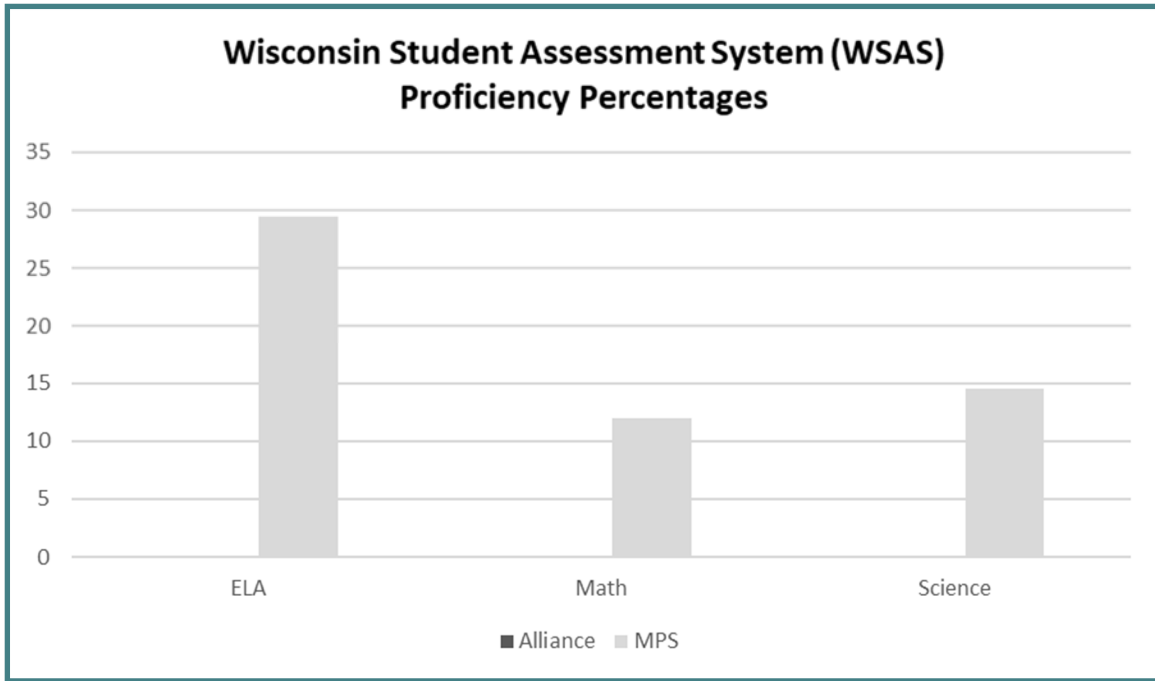


Enrollment and Demographics

	2019-20	2020-21	2021-22
Total Enrollment	192	160	151
English Language Learners	1.6%	3.1%	2.0%
Students with Disabilities	43.8%	39.4%	40.4%
Economically Disadvantaged	77.6%	72.5%	74.8%
Black or African American	75.5%	70.6%	64.2%
Hispanic	10.4%	16.3%	15.2%
White	13.0%	11.3%	11.9%
Multiple	1.0%	0.6%	8.6%

Attendance Rate





**State Report Card
Rating
Alternate Rating
Needs
Improvement**

Climate and Culture

	Alliance	MPS
Mobility Rate	19.6%	8.1%
Stability Rate	89.6%	89.5%
Suspension Rate	0.0%	0.0%
Graduation Rate	57.1%	67.3%

Financial Audit

Conclusion of Audit Report	Compliant
Material Weaknesses Identified	No
Noncompliance Material to the Financial Statements Noted	No
Financial Findings	No
Questioned Costs	No
Notes/Comments	

CARMEN MIDDLE AND HIGH SCHOOL OF SCIENCE AND TECHNOLOGY—NORTHWEST



Non-Instrumentality Charter School

Carmen's mission is to graduate all students as critical thinkers and self-directed learners who are prepared for success in college, meaningful careers, community involvement and family life.

General Information

5496 North 72nd Street

Milwaukee, WI 53218

414-837-4000

carmenschools.org/nwhs.html

School Leader: Jennifer Lopez

Board President: Ivan Gamboa

Established: 2013

Grades Serve: 6-12

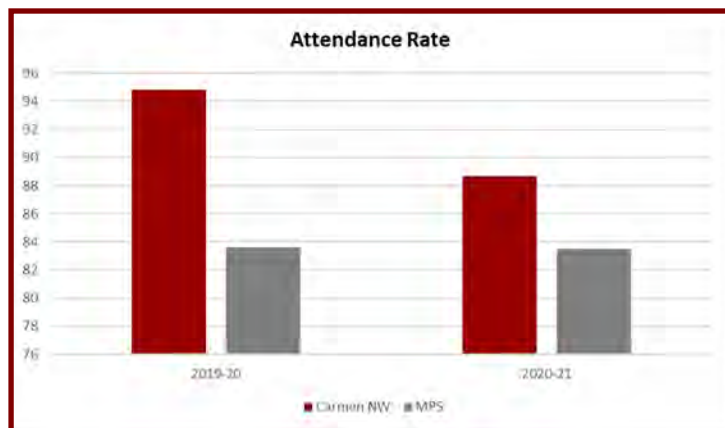
Contract Term: 2021 to 2026

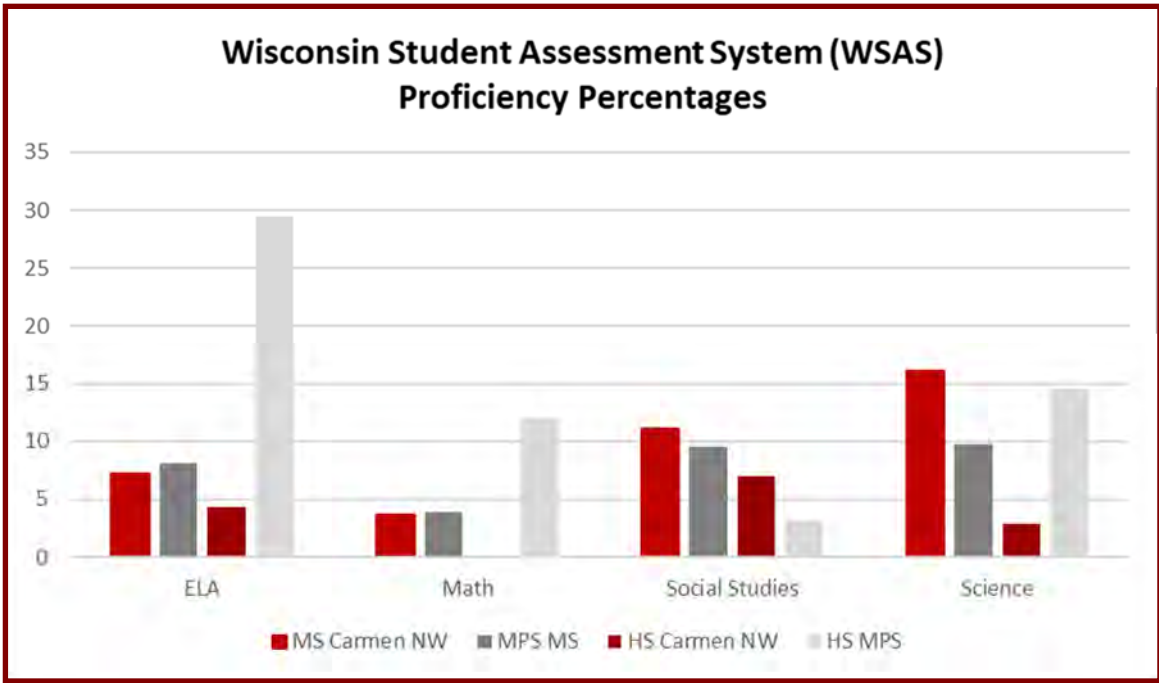
Maximum FTE: 800



Enrollment and Demographics

	2019-20	2020-21	2021-22
Total Enrollment	670	712	665
English Language Learners	1.6%	1.7%	0.9%
Students with Disabilities	16.0%	16.3%	16.4%
Economically Disadvantaged	81.6%	87.9%	90.5%
Black or African American	87.2%	86.8%	85.3%
Hispanic	6.6%	7.3%	7.8%
Asian	1.5%	2.1%	2.1%
White	4.2%	3.1%	3.0%
American Indian or Alaska Native	0.3%	0.3%	0.2%
Native Hawaiian or Other Pacific Islander	0.3%	0.4%	0.2%





**State Report Card Rating
Meets Expectations**

★ ★ ★

Climate and Culture		
	Carmen NW	MPS
Mobility Rate	0.4%	6.3%
Stability Rate	85.2%	67.0%
Suspension Rate	0.0%	0.0%
8th Grade Promotion Rate	100%	99.8%
Graduation Rate	75.3%	67.3%

Financial Audit	
Conclusion of Audit Report	Compliant
Material Weaknesses Identified	No
Noncompliance Material to the Financial Statements Noted	No
Financial Findings	None
Questioned Costs	None
Notes/Comments	

CARMEN HIGH SCHOOL OF SCIENCE AND TECHNOLOGY—SOUTH



Non-Instrumentality Charter School

Carmen's mission is to graduate all students as critical thinkers and self-directed learners who are prepared for success in college, meaningful careers, community involvement and family life.

General Information

1712 S. 32nd Street
 Milwaukee, WI 53215
 414-384-4444
carmenschools.org/southhs.html

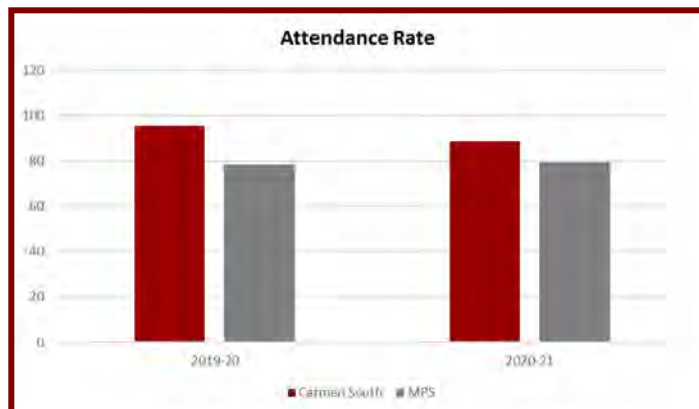
School Leader: Jennifer Lopez
Board President: Ivan Gamboa

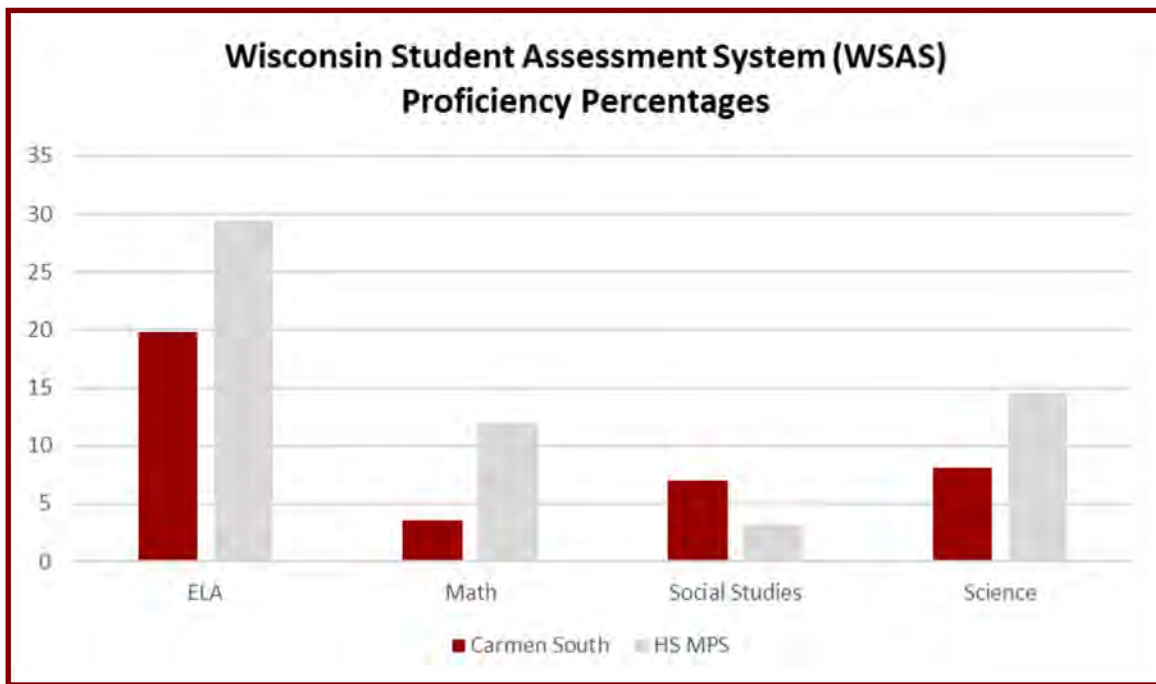
Established: 2007
Grades Serve: 9-12
Contract Term: 2021 to 2026
Maximum FTE: 400



Enrollment and Demographics

	2019-20	2020-21	2021-22
Total Enrollment	368	409	377
English Language Learners	26.1%	29.8%	35.3%
Students with Disabilities	9.2%	9.0%	8.8%
Economically Disadvantaged	89.7%	94.1%	92.0%
Hispanic	97.3%	95.6%	96.0%
Black or African American	1.4%	2.4%	2.4%
Asian	0.5%	0.5%	0.3%
White	0.8%	1.0%	0.8%
American Indian or Alaska Native	0.0%	0.2%	0.3%
Native Hawaiian or Other Pacific Islander	0.0%	0.2%	0.3%





State Report Card Rating
**Significantly Exceeds
Expectations**
★ ★ ★ ★ ★

Climate and Culture		
	Carmen South	MPS
Mobility Rate	0.0%	8.0%
Stability Rate	95.6%	76.4%
Suspension Rate	0.0%	0.0%
Graduation Rate	78.1%	67.3%

Financial Audit	
Conclusion of Audit Report	Compliant
Material Weaknesses Identified	No
Noncompliance Material to the Financial Statements Noted	No
Financial Findings	None
Questioned Costs	None
Notes/Comments	

CARMEN HIGH SCHOOL OF SCIENCE AND TECHNOLOGY—SOUTHEAST



Non-Instrumentality Charter School

Carmen's mission is to graduate all students as critical thinkers and self-directed learners who are prepared for success in college, meaningful careers, community involvement and family life.

General Information

2500 West Oklahoma Avenue
Milwaukee, WI 53215
414-509-7800
carmenschools.org/southeasths.html

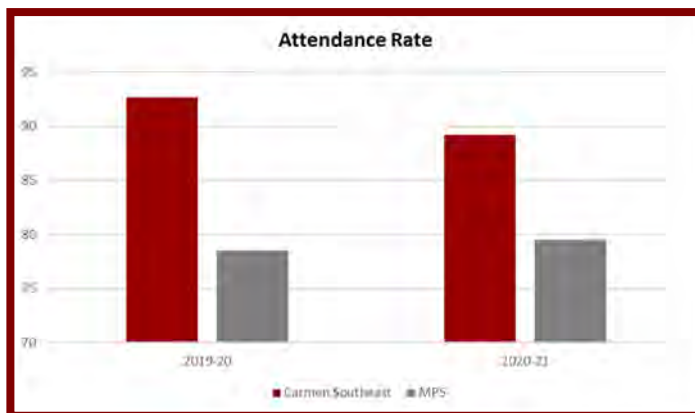
School Leader: Jennifer Lopez
Board President: Ivan Gamboa

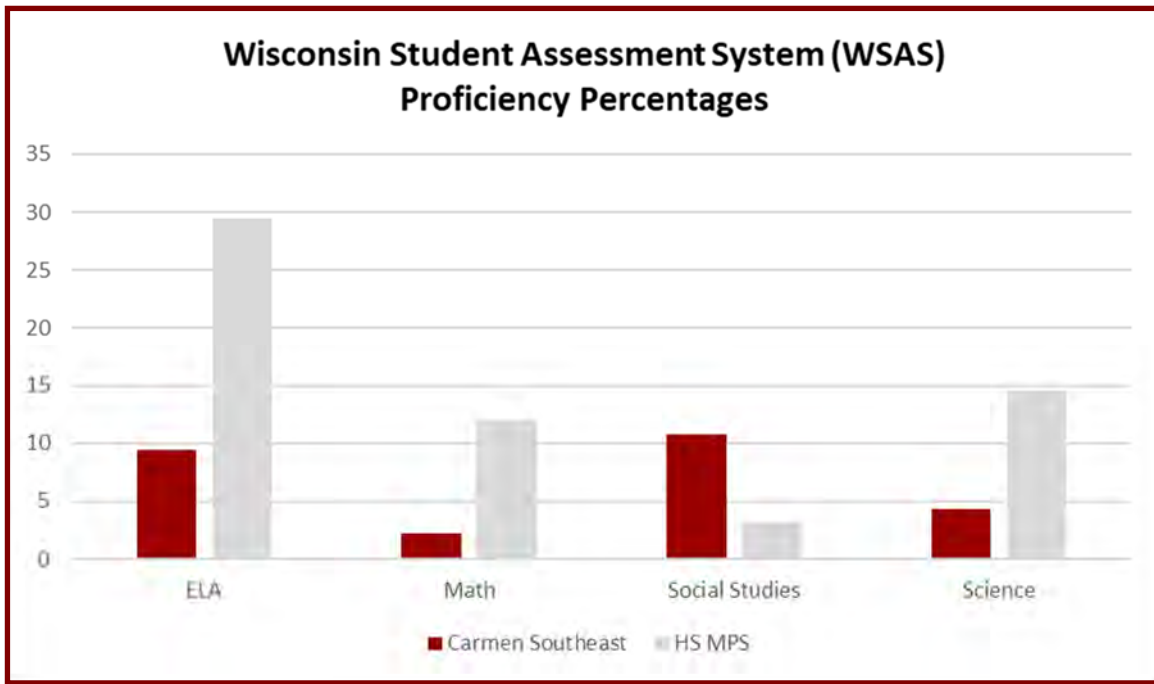
Established: 2016
Grades Serve: 9-12
Contract Term: 2021 to 2026
Maximum FTE: 800



Enrollment and Demographics

	2019-20	2020-21	2021-22
Total Enrollment	726	775	781
English Language Learners	29.6%	32.3%	35.1%
Students with Disabilities	12.3%	12.1%	12.4%
Economically Disadvantaged	90.5%	90.5%	92.3%
Hispanic	91.6%	91.7%	91.7%
Black or African American	4.3%	4.4%	4.9%
Asian	0.3%	0.4%	0.1%
White	3.4%	3.1%	2.9%
American Indian or Alaska Native	0.4%	0.4%	0.1%
Native Hawaiian or Other Pacific Islander	0.3%	0.4%	0.3%





State Report Card Rating
**Meets
Expectations**
★ ★ ★

	Carmen Southeast	MPS
Mobility Rate	0.0%	8.0%
Stability Rate	94.0%	76.4%
Suspension Rate	0.0%	0.0%
Graduation Rate	88.4%	67.3%

Financial Audit	
Conclusion of Audit Report	Compliant
Material Weaknesses Identified	No
Noncompliance Material to the Financial Statements Noted	No
Financial Findings	None
Questioned Costs	None
Notes/Comments	

CARMEN MIDDLE SCHOOL OF SCIENCE AND TECHNOLOGY—SOUTH



General Information

2433 South 15th Street

Milwaukee, WI 53215

414-502-9051

carmenschools.org/southms.html

School Leader: Jennifer Lopez

Board President: Ivan Gamboa

Established: 2018

Grades Served: 6-8

Contract Term: Closed

Maximum FTE:

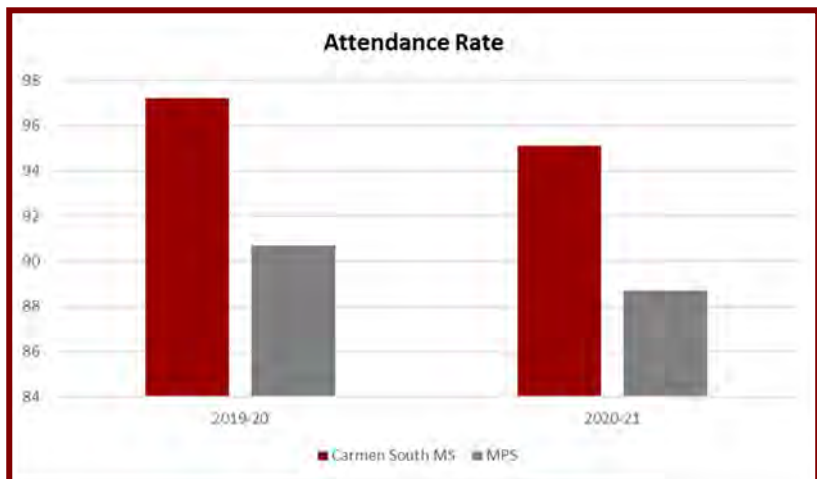


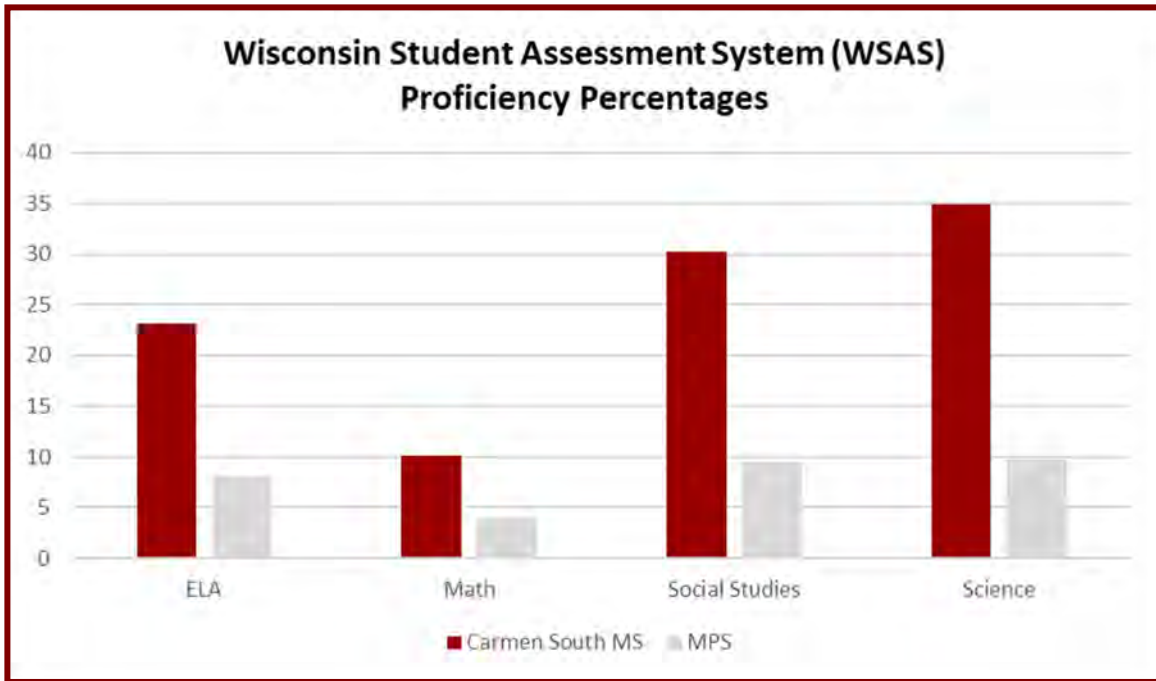
Non-Instrumentality Charter School

Carmen's mission is to graduate all students as critical thinkers and self-directed learners who are prepared for success in college, meaningful careers, community involvement and family life.

Enrollment and Demographics

	2019-20	2020-21	2021-22
Total Enrollment	149	202	NA
English Language Learners	37.6%	34.2%	NA
Students with Disabilities	10%	10%	NA
Economically Disadvantaged	92%	86%	NA
Hispanic	91.3%	88.1%	NA
Black or African American	5.4%	8.9%	NA
Asian	0.7%	0.5%	NA
White	2.7%	2.5%	NA





	Carmen South MS	MPS
Mobility Rate	1.0%	4.0%
Stability Rate	NA	NA
Suspension Rate	0.0%	0.0%
8th Grade Promotion Rate	100%	99.8%

Financial Audit	
Conclusion of Audit Report	Compliant
Material Weaknesses Identified	No
Noncompliance Material to the Financial Statements Noted	No
Financial Findings	None
Questioned Costs	None
Notes/Comments	

Mutual Termination June 2021

GREEN TREE PREPARATORY ACADEMY (GPA)

Instrumentality Charter School

Green Tree Preparatory Academy's mission is to build a body of student leaders who will lead or own tomorrow's businesses. GPA's vision is to provide a safe, nurturing, and professional community of learning where students are educated, empowered, and enabled to develop the essential skills necessary to lead and exceed.



GreenTree
Preparatory Academy

General Information

6850 N. 53rd Street
Milwaukee, WI 53223
414-206-0500
greentreeprep.org

School Leader: Dr. Katrina Fisher
Board President: Elizabeth Luckett

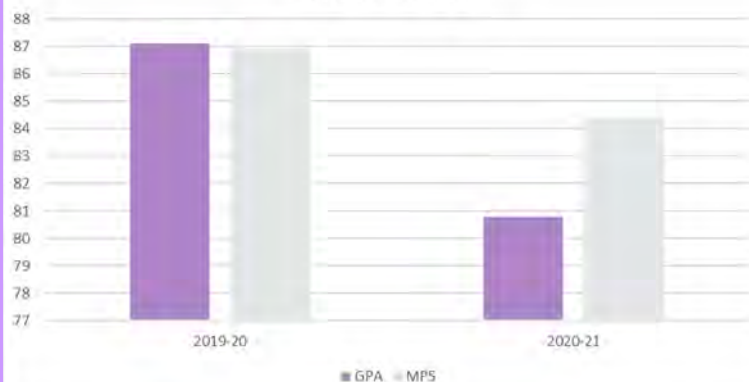
Established: 2019
Grades Serve: 6-11
Contract Term: 2019 to 2024
Maximum FTE: 720

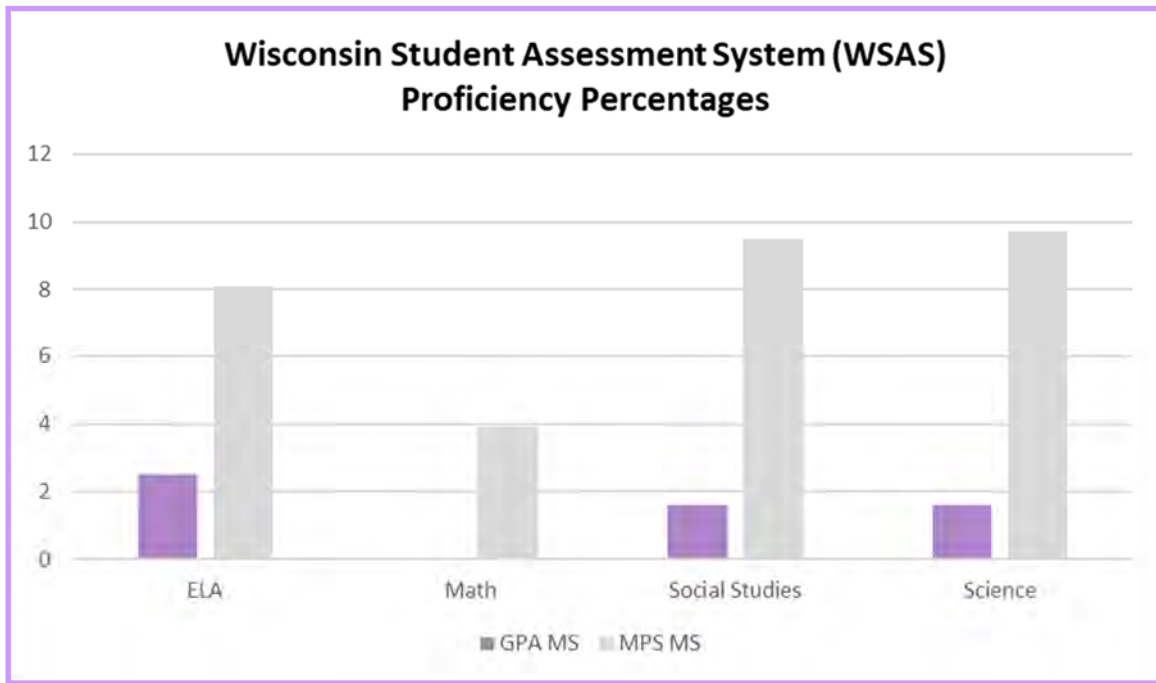


Enrollment and Demographics

	2019-20	2020-21	2021-22
Total Enrollment	215	252	375
Grades Served	6-9	6-10	6-11
English Language Learners	1.9%	1.6%	1.9%
Students with Disabilities	17.7%	18.3%	18.7%
Economically Disadvantaged	89.8%	82.9%	84.3%
Black or African American	88.8%	90.5%	83.2%
Hispanic	4.7%	3.6%	4.8%
White	3.3%	3.2%	3.5%
Asian	2.8%	2.0%	4.3%
Multiple	0.5%	0.8%	3.7%

Attendance Rate





State Report Card Rating
Alternative Rating
Needs Improvement

Climate and Culture		
	GPA	MPS
Mobility Rate	16.5%	5.4%
Stability Rate	80.3%	69.6%
Suspension Rate	0.0%	0.0%
8th Grade Promotion Rate	100%	99.8%

Financial Audit

Conclusion of Audit Report	
Material Weaknesses Identified	
Noncompliance Material to the Financial Statements Noted	
Financial Findings	
Questioned Costs	
Notes/Comments	Per the terms of contract, financial audit is due in alternating school years of its terms. Next audit is due October 2022.

HIGHLAND COMMUNITY SCHOOL

Non-Instrumentality Charter School



General Information

1706 W. Highland Ave
 Milwaukee, WI 53233
 414-342-1412
 highlandcommunityschool.org

School Leader: Tracy Williams

Board President: Leana Nakielski

Established: 1996

Grades Serve: K3-8

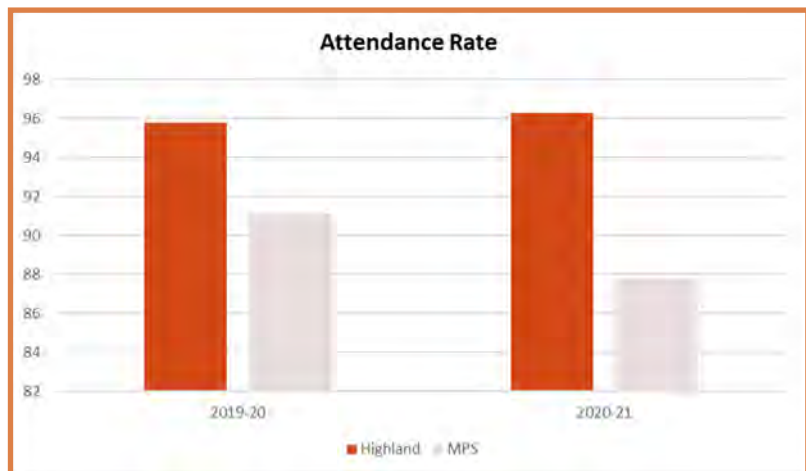
Contract Term: 2020 to 2025

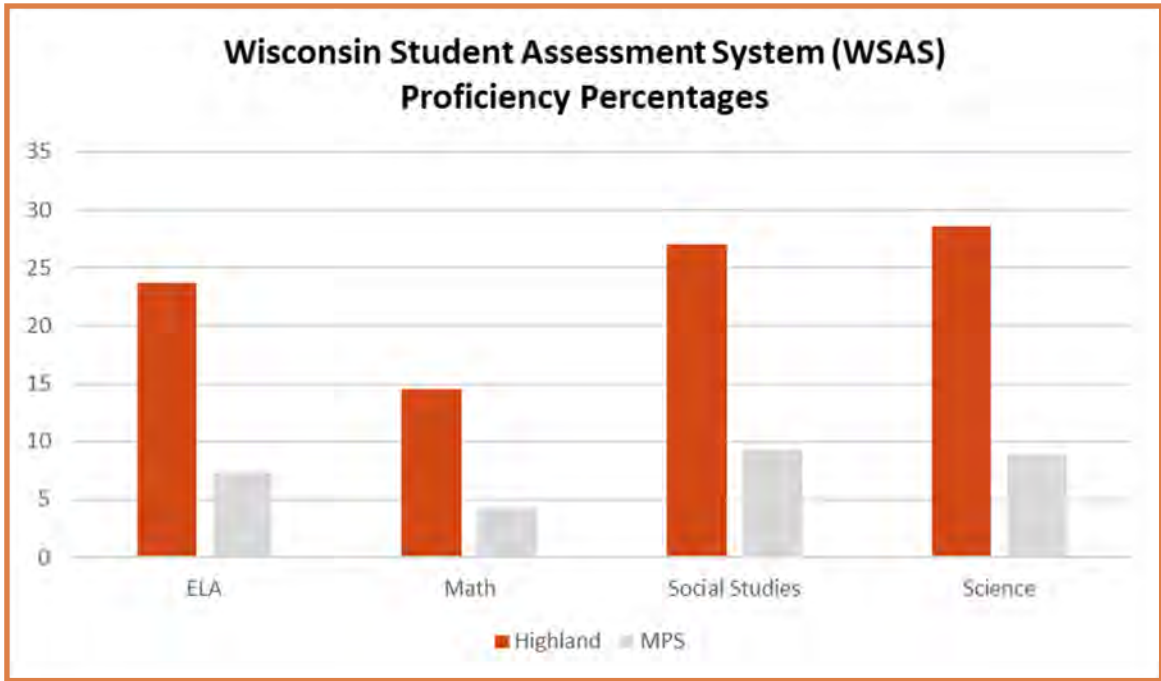
Maximum FTE: 435

Highland is a community of diverse families and educators working together to offer quality Montessori education in a nurturing environment that enriches, empowers and inspires children to reach their potential and encourages parents to become responsible for and involved with their children's education.

Enrollment and Demographics

	2019-20	2020-21	2021-22
Total Enrollment	415	426	423
English Language Learners	0.5%	0.2%	0.2%
Students with Disabilities	13.3%	13.4%	17.5%
Economically Disadvantaged	43.9%	44.8%	47.5%
Black or African American	46.5%	45.3%	39.2%
Hispanic	10.1%	11.5%	11.3%
White	41.2%	41.8%	37.1%
Asian	1.4%	1.4%	1.7%
Multiple	0.8%	0.0%	10.6%





Climate and Culture		
	Highland	MPS
Mobility Rate	1.2%	5.1%
Stability Rate	86.1%	69.7%
Suspension Rate	0.0%	0.0%
4th Grade Promotion Rate	100%	99.9%
8th Grade Promotion Rate	100%	99.8%

Financial Audit	
Conclusion of Audit Report	Compliant
Material Weaknesses Identified	No
Noncompliance Material to the Financial Statements Noted	No
Financial Findings	None
Questioned Costs	None
Notes/Comments	

HMONG AMERICAN PEACE ACADEMY (HAPA)

Non-Instrumentality Charter School



HAPA

General Information

Main Campus:

4601 North 84th Street
Milwaukee, WI 53225

Denver Campus:

8200 West Denver Avenue
Milwaukee, WI 53223

414-383-4740

myhapa.org

School Leader: Chris Her-Xiong

Board President: Jason Handal

Established: 2004

Grades Serve: K4-12

Contract Term: 2018 to 2023

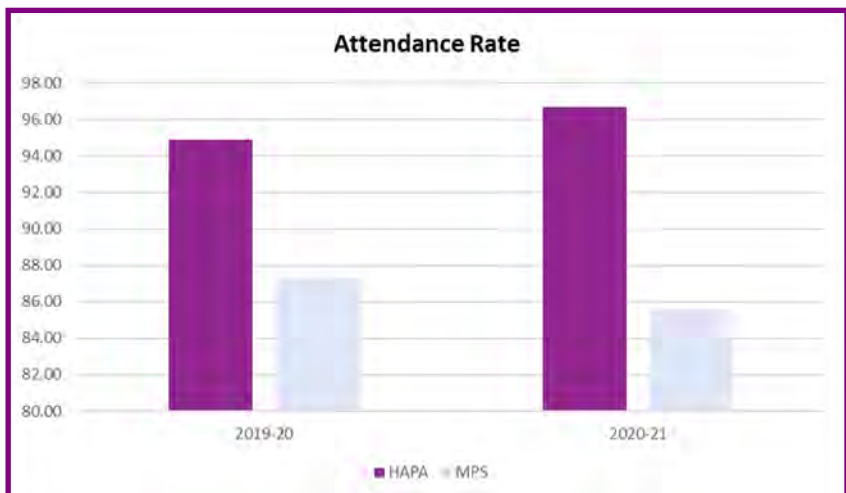
Maximum FTE: 1,960

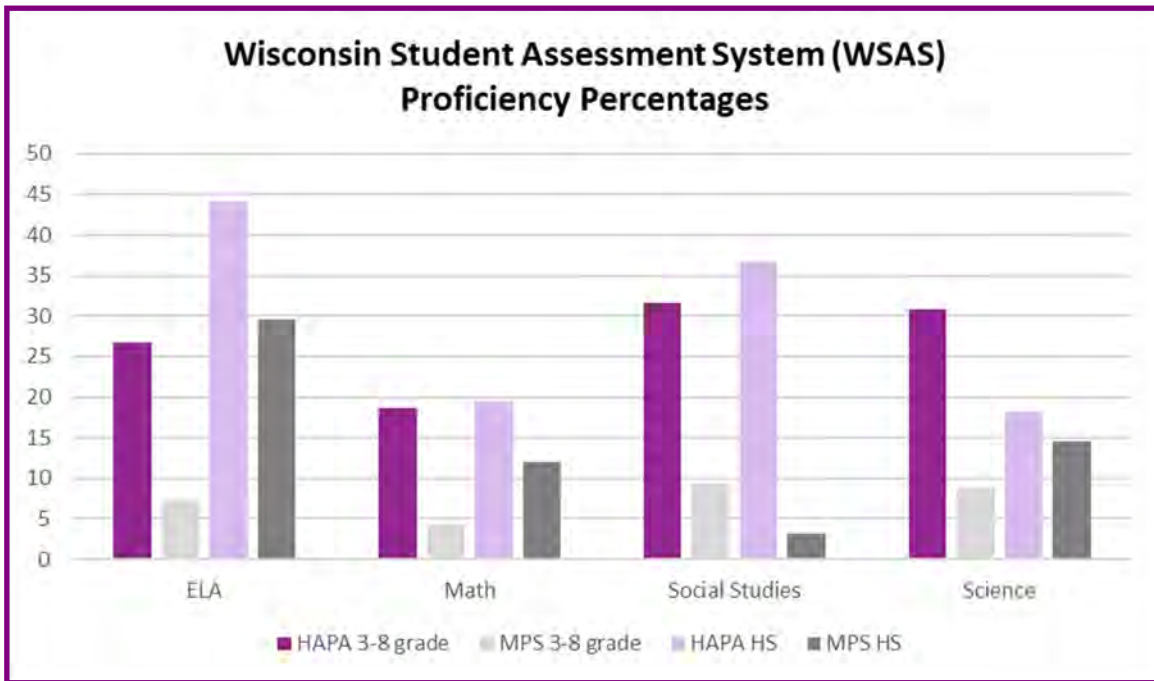


HAPA's mission is to provide students with rigorous academics, character development and Hmong cultural values, preparing them to excel in colleges, universities, and careers.

Enrollment and Demographics

	2019-20	2020-21	2021-22
Total Enrollment	1,813	1,823	1,779
English Language Learners	13.6%	13.7%	16.0%
Students with Disabilities	4.8%	4.4%	3.7%
Economically Disadvantaged	95.1%	85.0%	83.0%
Asian	97.7%	97.7%	97.6%
Hispanic	1.0%	1.0%	1.2%
Multiple	0.0%	0.1%	0.4%
Black or African American	0.7%	0.7%	0.4%
White	0.6%	0.5%	0.3%





State Report Card Rating
Exceeds Expectations
★ ★ ★ ★

Climate and Culture		
	HAPA	MPS
Mobility Rate	0.0%	5.9%
Stability Rate	92.7%	71.4%
Suspension Rate	0.0%	0.0%
4th Grade Promotion Rate	100%	99.9%
8th Grade Promotion Rate	100%	99.8%
Graduation Rate	100%	67.3%

Financial Audit	
Conclusion of Audit Report	Unmodified
Material Weaknesses Identified	No
Noncompliance Material to the Financial Statements Noted	No
Financial Findings	None
Questioned Costs	None
Notes/Comments	

HONEY CREEK CONTINUOUS PROGRESS SCHOOL

Instrumentality Charter School

Honey Creek Charter School is committed to educating all students for success in higher education, careers, and responsible citizenship.



General Information

6701 West Eden Place
Milwaukee, WI 53220
414-604-7900
mpsmke.com/honeycreek

School Leader: Gitanjali Chawla

Board President: Tracy Tischer

Established: 2005

Grades Serve: K4-5

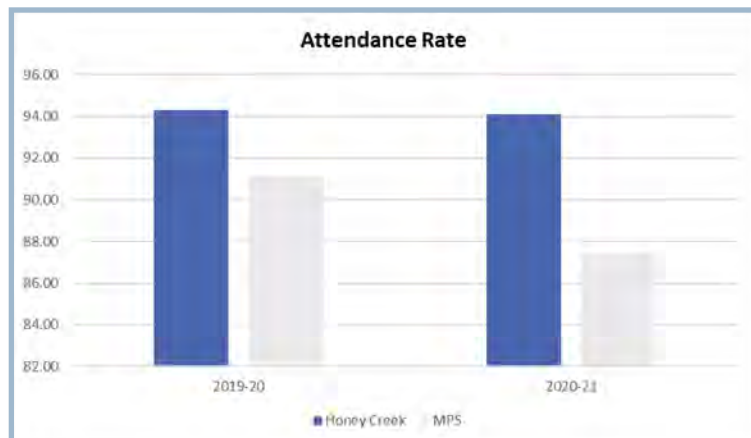
Contract Term: 2020 to 2025

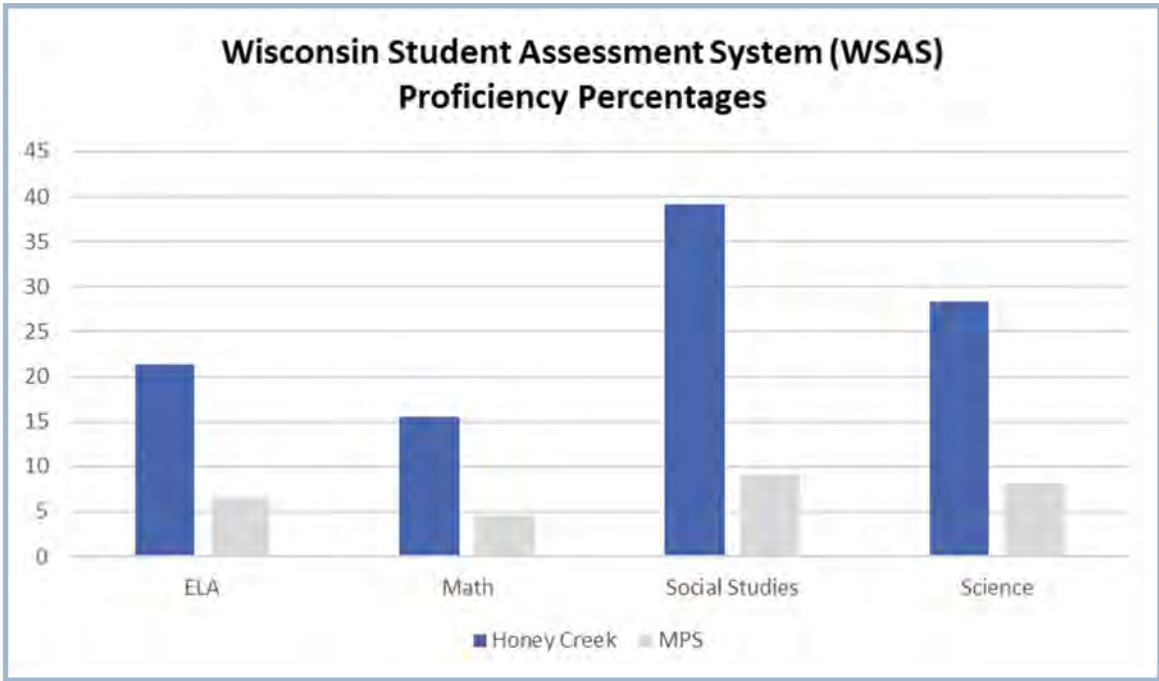
Maximum FTE: 410



Enrollment and Demographics

	2019-20	2020-21	2021-22
Total Enrollment	411	374	355
English Language Learners	2.7%	3.2%	3.9%
Students with Disabilities	20.9%	20.9%	20.8%
Economically Disadvantaged	83.9%	83.7%	74.6%
Hispanic	38.4%	28.0%	41.1%
White	33.6%	29.9%	27.3%
Black or African American	22.4%	23.8%	15.8%
Asian	4.9%	4.3%	3.4%
Multiple	0.0%	0.0%	11.5%
American Indian or Alaska Native	0.7%	0.8%	0.8%





State Report Card
Rating

**Meets Few
Expectations**



Climate and Culture

	Honey Creek	MPS
Mobility Rate	2.4%	5.4%
Stability Rate	77.4%	86.5%
Suspension Rate	0.0%	0.0%
4th Grade Promotion Rate	100%	99.9%

Financial Audit

Conclusion of Audit Report	Compliant
Material Weaknesses Identified	No
Noncompliance Material to the Financial Statements Noted	No
Financial Findings	None
Questioned Costs	None
Notes/Comments	

INDIVIDUALIZED DEVELOPMENTAL EDUCATIONAL APPROACHES TO LEARNING (IDEAL)

Instrumentality Charter School



IDEAL's mission is to ensure the healthy development and high academic success of all students through the unique multi-age program. IDEAL has five constructs of its educational program; multi-age inclusive classrooms, students actively engaged in meaningful learning, assessment by performance product demonstration, shared governance model, and community involvement.

General Information

1420 West Goldcrest Avenue
Milwaukee, WI 53221
414-267-1600
mpsmke.com/ideal

School Leader: Jennifer Carter

Board President: Cheryl Stewart-Carter

Established: 2001

Grades Serve: K4-8

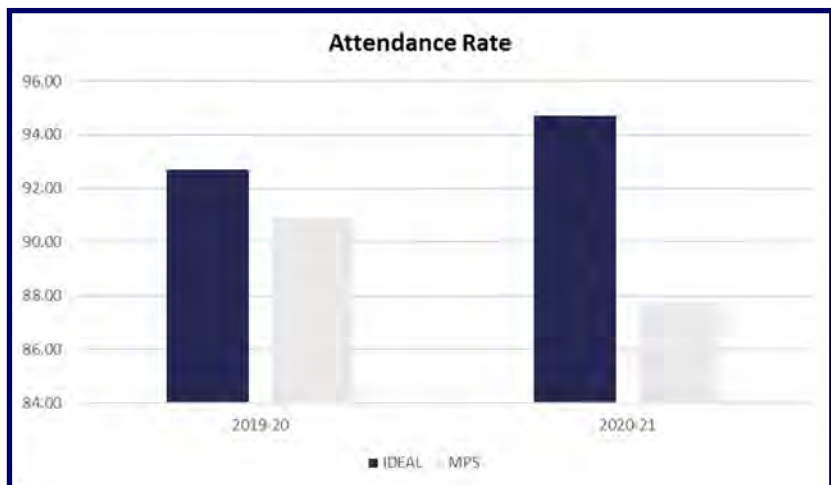
Contract Term: 2021 to 2026

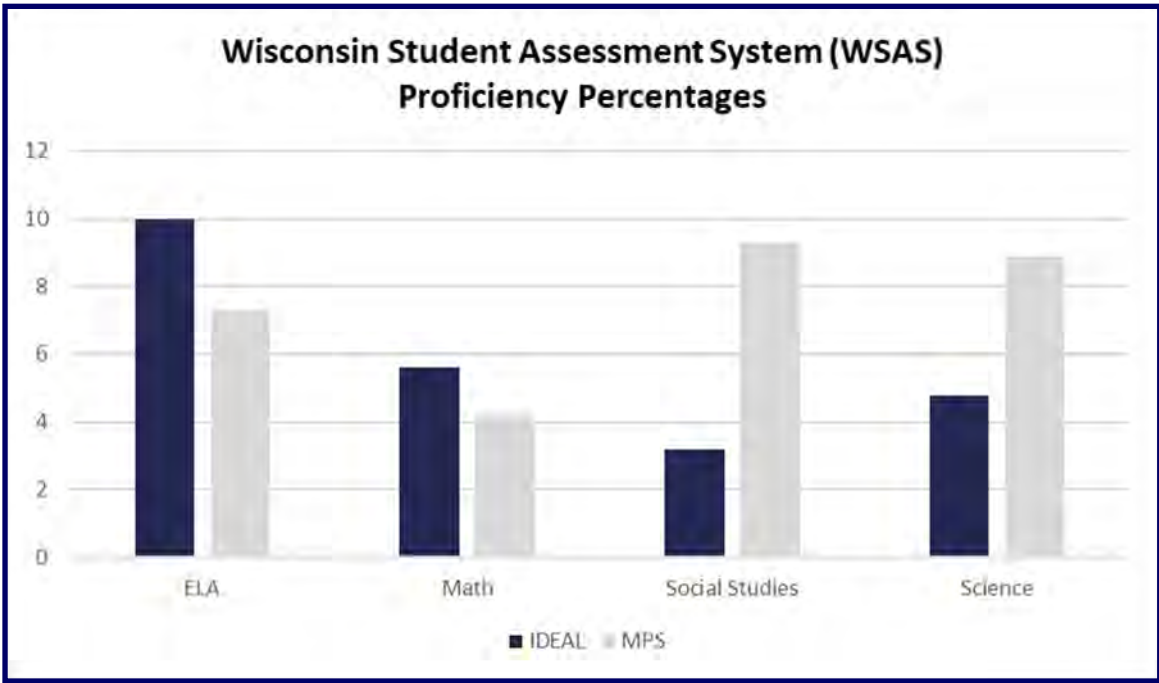
Maximum FTE: 350



Enrollment and Demographics

	2019-20	2020-21	2021-22
Total Enrollment	284	267	229
English Language Learners	10.9%	10.5%	14.8%
Students with Disabilities	21.5%	19.5%	19.2%
Economically Disadvantaged	88.7%	89.1%	79.5%
Hispanic	47.9%	48.3%	52.0%
White	22.9%	22.8%	21.8%
Black or African American	24.6%	24.7%	14.0%
Asian	3.9%	3.7%	7.4%
Multiple	0.0%	0.0%	3.9%
American Indian or Alaska Native	0.7%	0.4%	0.4%
Native Hawaiian or Other Pacific Islander	0.0%	0.0%	0.4%





State Report Card Rating
**Exceeds
Expectations**
★ ★ ★ ★

Climate and Culture		
	IDEAL	MPS
Mobility Rate	6.8%	5.0%
Stability Rate	78.5%	82.5%
Suspension Rate	0.0%	0.0%
4th Grade Promotion Rate	100%	99.9%
8th Grade Promotion Rate	100%	99.8%

Financial Audit	
Conclusion of Audit Report	Compliant
Material Weaknesses Identified	No
Noncompliance Material to the Financial Statements Noted	No
Financial Findings	None
Questioned Costs	None
Notes/Comments	

KATHRYN T. DANIELS UNIVERSITY PREPARATORY ACADEMY

Non-Instrumentality Charter School



Kathryn T. Daniels University Preparatory Academy's mission is to design a rigorous college preparatory program with highly skilled teachers and an unwavering commitment to utilize the most powerful instructional techniques and methodologies.

General Information

4834 North Mother Daniels Way
Milwaukee, WI 53209

School Leader: Dr. Floyd Williams

Board President: Erica Rush

Established: 2011

Grades Served: K4-8

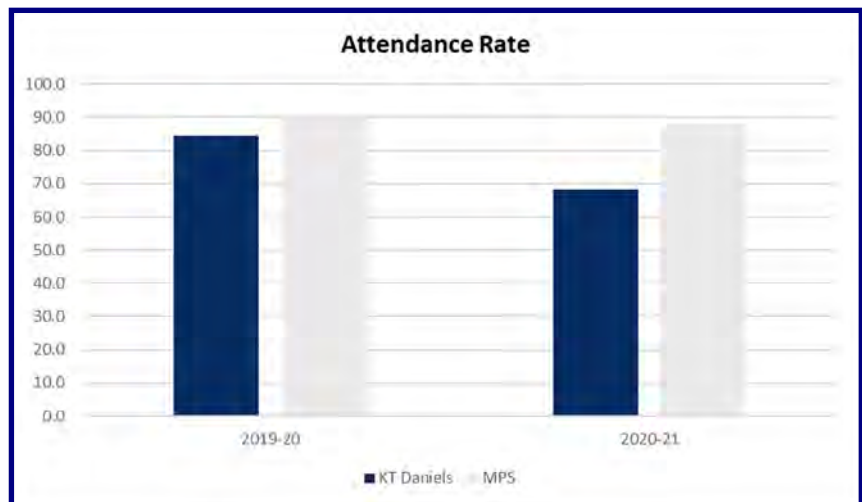
Contract Term: Closed

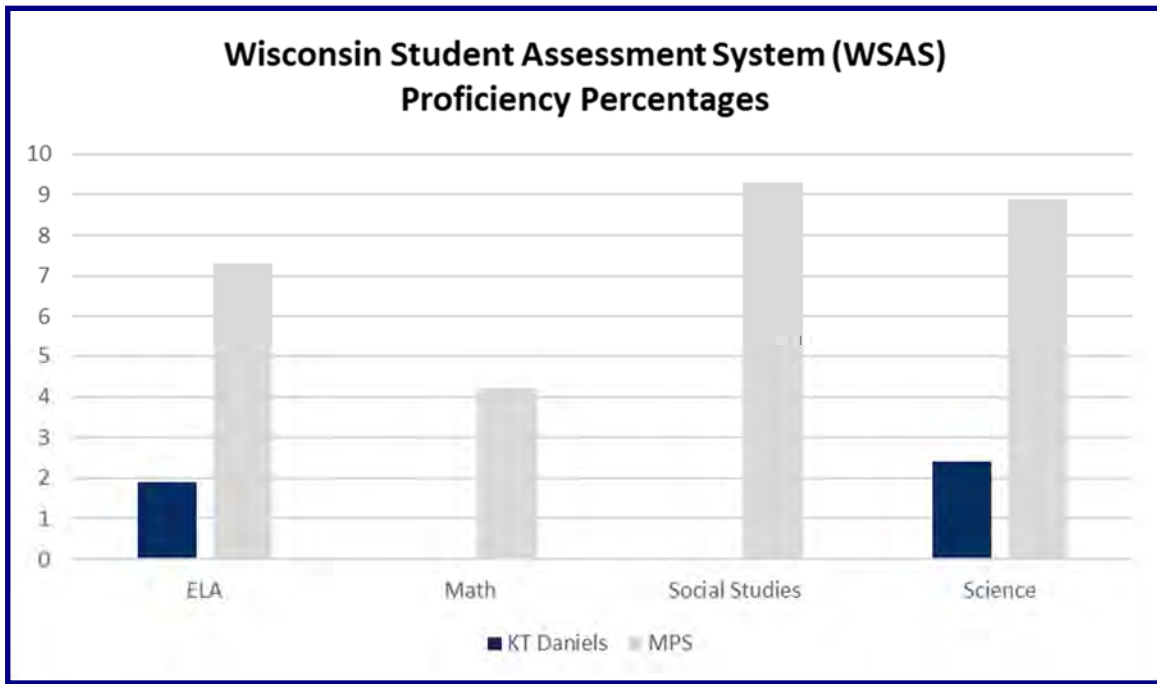
Maximum FTE: NA



Enrollment and Demographics

	2019-20	2020-21	2021-22
Total Enrollment	200	158	NA
English Language Learners	0.0%	0.0%	NA
Students with Disabilities	18.0%	12.7%	NA
Economically Disadvantaged	94.5%	84.2%	NA
Black or African American	94.5%	98.1%	NA
White	0.5%	0.0%	NA
Hispanic	5.0%	1.3%	NA
Asian	0.0%	0.0%	NA
Multiple	0.0%	0.6%	NA





State Report Card
Rating
**Meets Few
Expectations**
★ ★

Climate and Culture		
	KT Daniels	MPS
Mobility Rate	2.1%	5.0%
Stability Rate	NA	NA
Suspension Rate	0.0%	0.0%
4th Grade Promotion Rate	100%	99.9%
8th Grade Promotion Rate	100%	99.8%

Financial Audit	
Conclusion of Audit Report	
Material Weaknesses Identified	
Noncompliance Material to the Financial Statements Noted	
Financial Findings	
Questioned Costs	
Notes/Comments	Approved extension, due December 17, 2021

School closed June 2021

LA CAUSA CHARTER SCHOOL



Non-Instrumentality Charter School

La Causa's mission is to provide innovative, foundational, and culturally rich academic programs focused on fine arts and vocational education, bilingual education and English as a Second Language, while engaging the entire family in their children's educational experience. La Causa's goal is for students to become bilingual, biliterate, and bicultural.

General Information

1643 South Second Street
Milwaukee, WI 53204

809 West Greenfield Avenue
Milwaukee, WI 53204

414-902-1660

lacausa.org

School Leader: George Torres

Board President: Lyman Tschanz

Established: 2003

Grades Serve: K4-8

Contract Term: 2021 to 2026

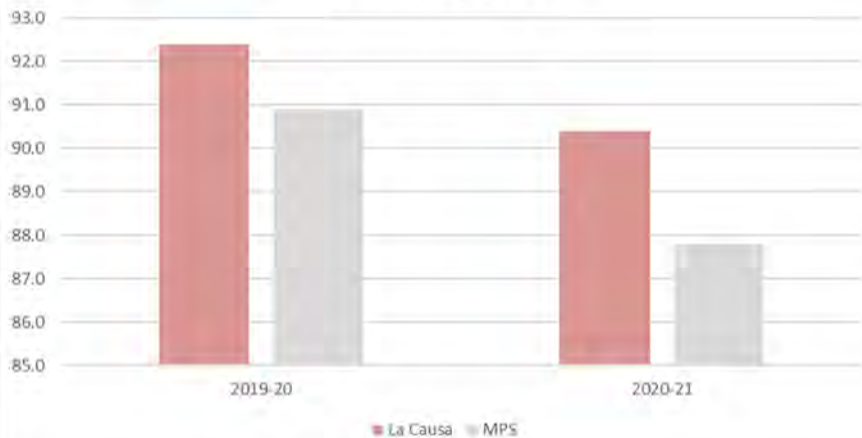
Maximum FTE: 810

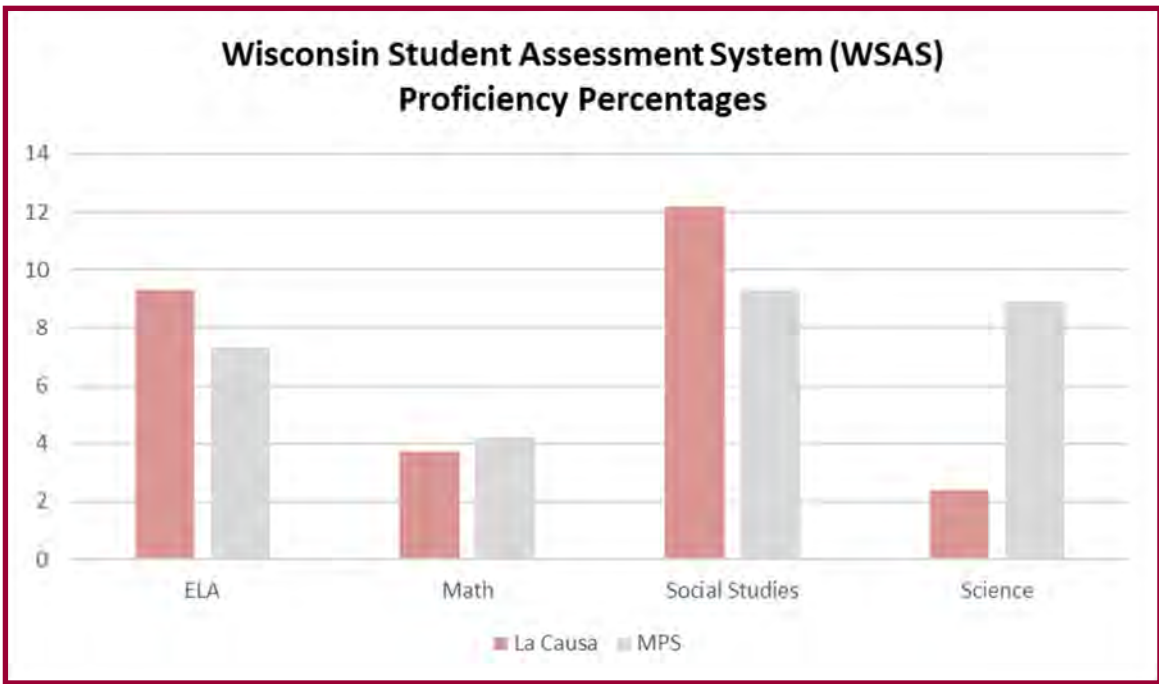


Enrollment and Demographics

	2019-20	2020-21	2021-22
Total Enrollment	736	695	675
English Language Learners	53.0%	54.5%	56.6%
Students with Disabilities	15.5%	14.7%	12.7%
Economically Disadvantaged	95.1%	79.0%	84.1%
Hispanic	97.8%	98.1%	98.1%
White	0.3%	0.1%	0.0%
Black or African American	1.9%	1.6%	1.9%
Asian	0.0%	0.1%	0.0%

Attendance Rate





State Report Card Rating
**Meets
Expectations**
★ ★ ★

Climate and Culture		
	La Causa	MPS
Mobility Rate	5.0%	5.0%
Stability Rate	89.7%	69.7%
Suspension Rate	0.0%	0.0%
4th Grade Promotion Rate	100%	99.9%
8th Grade Promotion Rate	100%	99.8%

Financial Audit	
Conclusion of Audit Report	Unmodified
Material Weaknesses Identified	No
Noncompliance Material to the Financial Statements Noted	No
Financial Findings	None
Questioned Costs	None
Notes/Comments	

MILWAUKEE COLLEGE PREP 36TH STREET



Non-Instrumentality Charter School

Milwaukee College Prep's (MCP) mission is knowledge plus character pave the road to college and beyond. As important as academic rigor is, without qualities like curiosity, resilience, optimism, empathy, and humility, scholars will not have the tools they need to apply knowledge, therefore character education is equally important.

General Information

2449 North 36th Street

Milwaukee, WI 53210

414-445-8020

milwaukeecollegeprep.com

School Leader: Robert Rauh

Board President: Ronald Sadoff

Established: 2016

Grades Serve: K4-8

Contract Term: 2021 to 2026

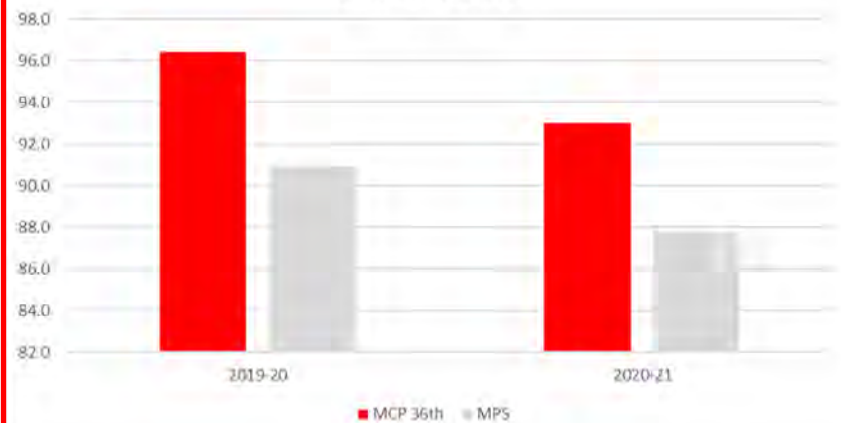
Maximum FTE: 500

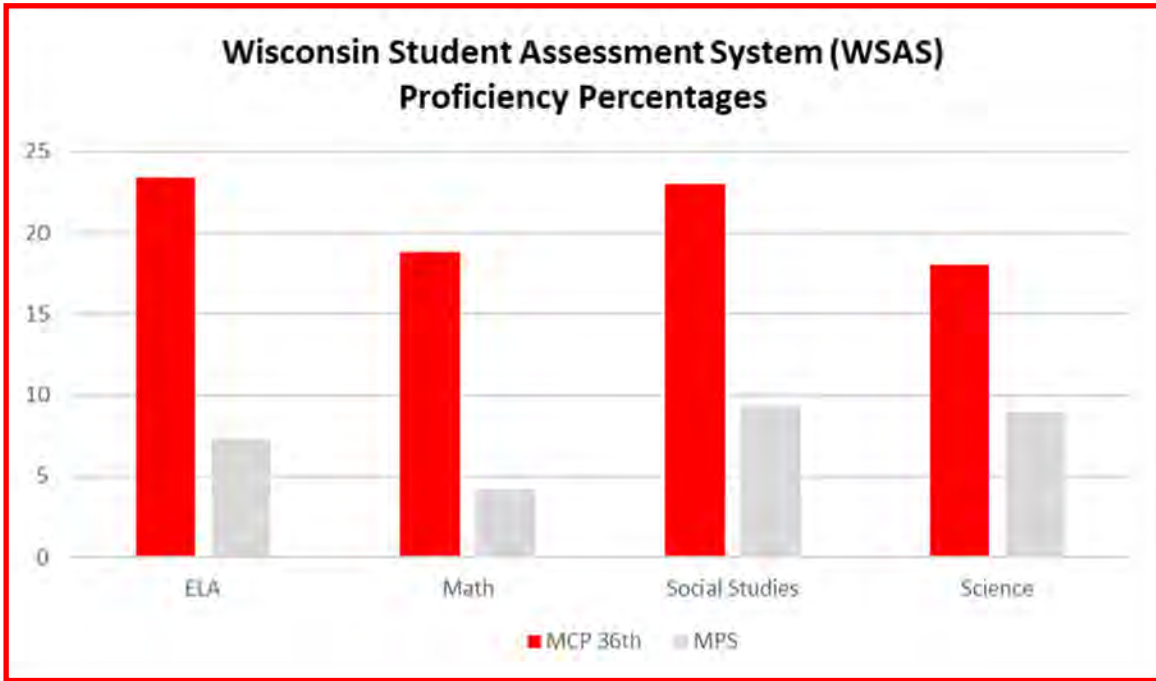


Enrollment and Demographics

	2019-20	2020-21	2021-22
Total Enrollment	506	512	496
English Language Learners	0.0%	0.0%	0.0%
Students with Disabilities	9.5%	10.9%	12.5%
Economically Disadvantaged	70.6%	75.8%	79.2%
Black or African American	97.8%	97.3%	92.1%
Hispanic	1.6%	2.1%	3.2%
Multiple	0.6%	0.6%	4.6%

Attendance Rate





State Report Card Rating
Meets Expectations
★ ★ ★

Climate and Culture		
	MCP 36th	MPS
Mobility Rate	0.8%	5.0%
Stability Rate	81.4%	69.7%
Suspension Rate	0.0%	0.0%
4th Grade Promotion Rate	100%	99.9%
8th Grade Promotion Rate	100%	99.8%

Financial Audit	
Conclusion of Audit Report	Unmodified
Material Weaknesses Identified	No
Noncompliance Material to the Financial Statements Noted	No
Financial Findings	None
Questioned Costs	None
Notes/Comments	

MILWAUKEE COLLEGE PREP 38TH STREET

Non-Instrumentality Charter School



Milwaukee College Prep's (MCP) mission is knowledge plus character pave the road to college and beyond. As important as academic rigor is, without qualities like curiosity, resilience, optimism, empathy, and humility, scholars will not have the tools they need to apply knowledge, therefore character education is equally important.

General Information

2623 North 38th Street

Milwaukee, WI 53210

414-445-1000

milwaukeecollegeprep.com

School Leader: Robert Rauh

Board President: Ronald Sadoff

Established: 2011

Grades Serve: K4-8

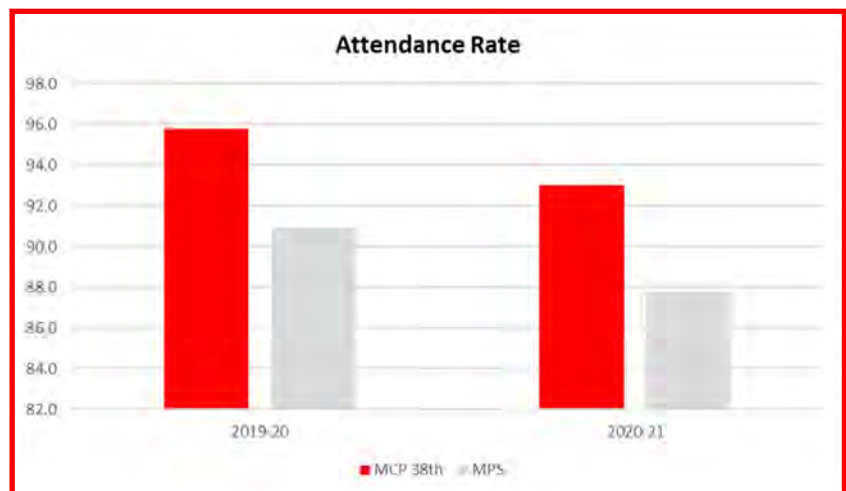
Contract Term: 2021 to 2026

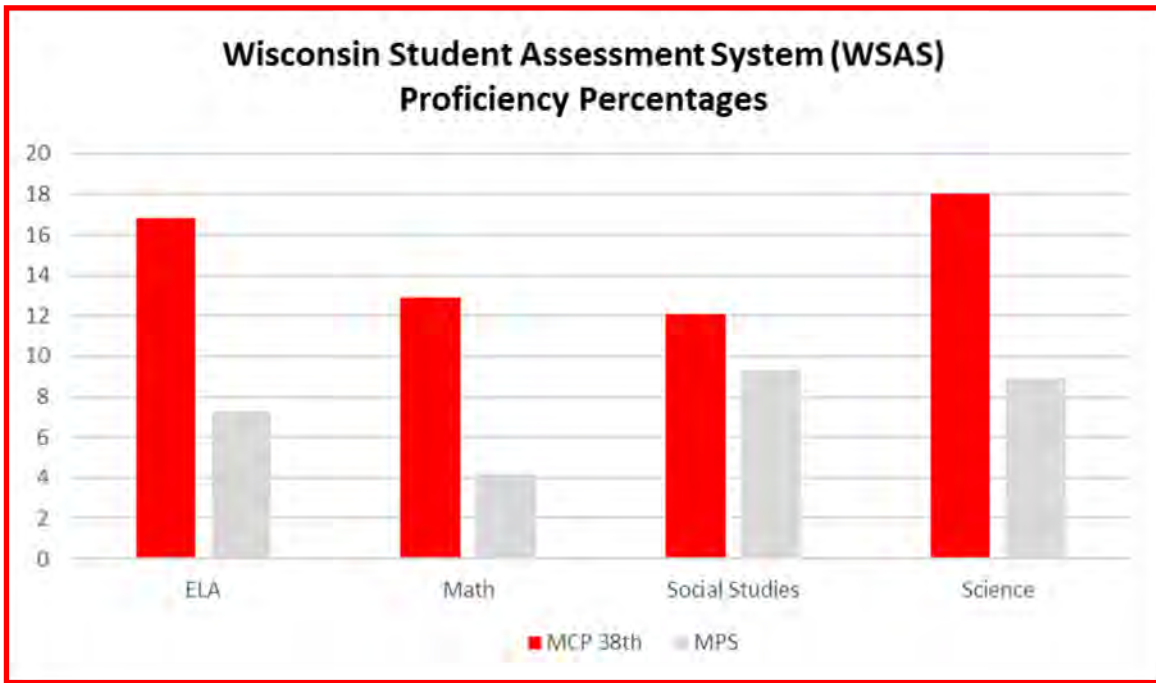
Maximum FTE: 500



Enrollment and Demographics

	2019-20	2020-21	2021-22
Total Enrollment	510	511	495
English Language Learners	0.0%	0.0%	0.0%
Students with Disabilities	14.7%	15.7%	14.3%
Economically Disadvantaged	81.0%	77.5%	81.0%
Black or African American	94.9%	94.5%	92.7%
Hispanic	2.9%	3.5%	2.8%
White	2.2%	2.0%	1.6%
Multiple	0.0%	0.0%	2.8%





State Report Card Rating
**Meets
Expectations**
★ ★ ★

Climate and Culture

	MCP 38th	MPS
Mobility Rate	0.2%	5.0%
Stability Rate	80.1%	69.7%
Suspension Rate	0.0%	0.0%
4th Grade Promotion Rate	100%	99.9%
8th Grade Promotion Rate	100%	99.8%

Financial Audit

Conclusion of Audit Report	Unmodified
Material Weaknesses Identified	No
Noncompliance Material to the Financial Statements Noted	No
Financial Findings	None
Questioned Costs	None
Notes/Comments	

MILWAUKEE COLLEGE PREP LLOYD STREET

Non-Instrumentality Charter School



Milwaukee College Prep's (MCP) mission is knowledge plus character pave the road to college and beyond. As important as academic rigor is, without qualities like curiosity, resilience, optimism, empathy, and humility, scholars will not have the tools they need to apply knowledge, therefore character education is equally important.

General Information

1228 West Lloyd Street

Milwaukee, WI 53205

414-264-6000

milwaukeecollegeprep.com

School Leader: Robert Rauh

Board President: Ronald Sadoff

Established: 2011

Grades Serve: K4-8

Contract Term: 2021 to 2026

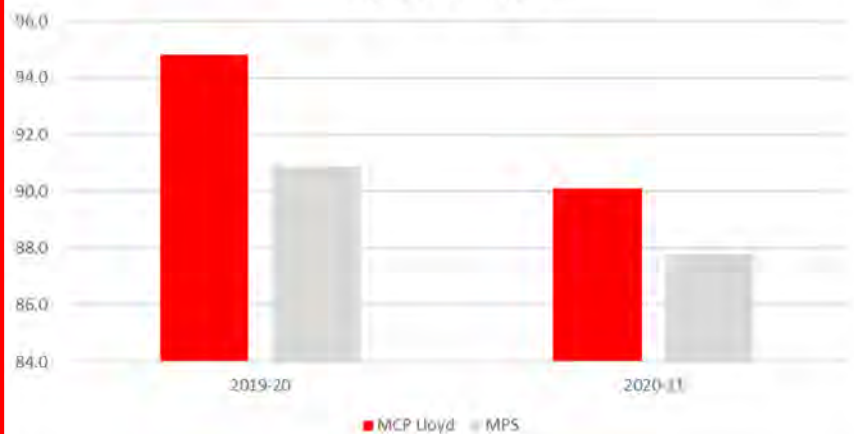
Maximum FTE: 500

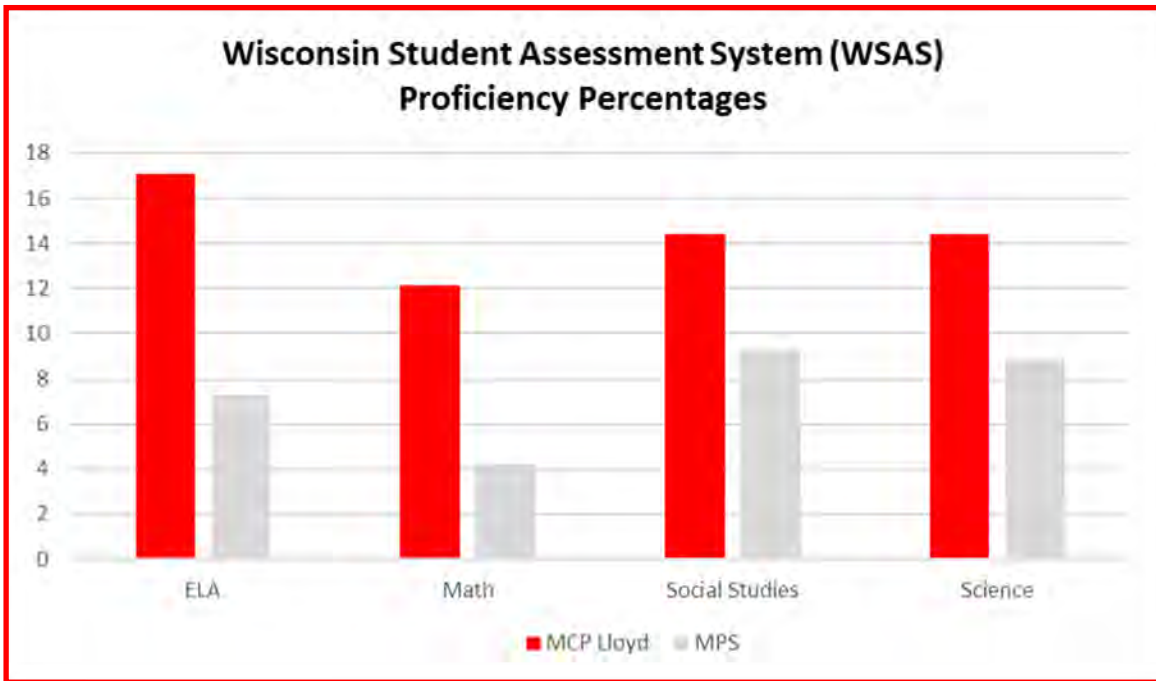


Enrollment and Demographics

	2019-20	2020-21	2021-22
Total Enrollment	496	506	488
English Language Learners	0.0%	0.0%	0.0%
Students with Disabilities	13.1%	13.6%	13.7%
Economically Disadvantaged	84.7%	85.4%	88.1%
Black or African American	95.2%	94.3%	92.6%
Hispanic	3.8%	4.3%	5.1%
White	1.0%	1.4%	0.8%
Multiple	0.0%	0.0%	1.4%

Attendance Rate





State Report Card Rating
**Meets
Expectations**
★ ★ ★

Climate and Culture		
	MCP Lloyd	MPS
Mobility Rate	0.2%	5.0%
Stability Rate	79.4%	69.7%
Suspension Rate	0.0%	0.0%
4th Grade Promotion Rate	100%	99.9%
8th Grade Promotion Rate	100%	99.8%

Financial Audit	
Conclusion of Audit Report	Unmodified
Material Weaknesses Identified	No
Noncompliance Material to the Financial Statements Noted	No
Financial Findings	None
Questioned Costs	None
Notes/Comments	

MILWAUKEE COLLEGE PREP LOLA ROWE NORTH

Non-Instrumentality Charter School



Milwaukee College Prep's (MCP) mission is knowledge plus character pave the road to college and beyond. As important as academic rigor is, without qualities like curiosity, resilience, optimism, empathy, and humility, scholars will not have the tools they need to apply knowledge, therefore character education is equally important.

General Information

1350 West North Avenue
 Milwaukee, WI 53205
 414-264-6600
 milwaukeecollegeprep.com

School Leader: Robert Rauh

Board President: Ronald Sadoff

Established: 2016

Grades Serve: K4-8

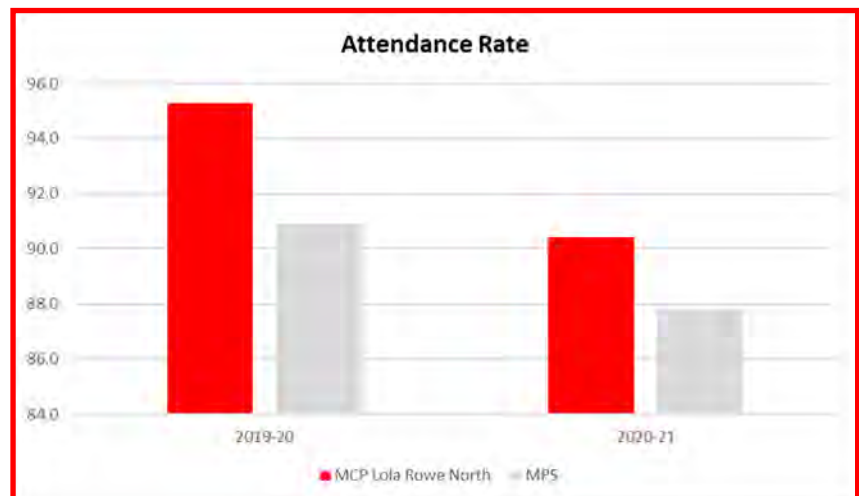
Contract Term: 2021 to 2026

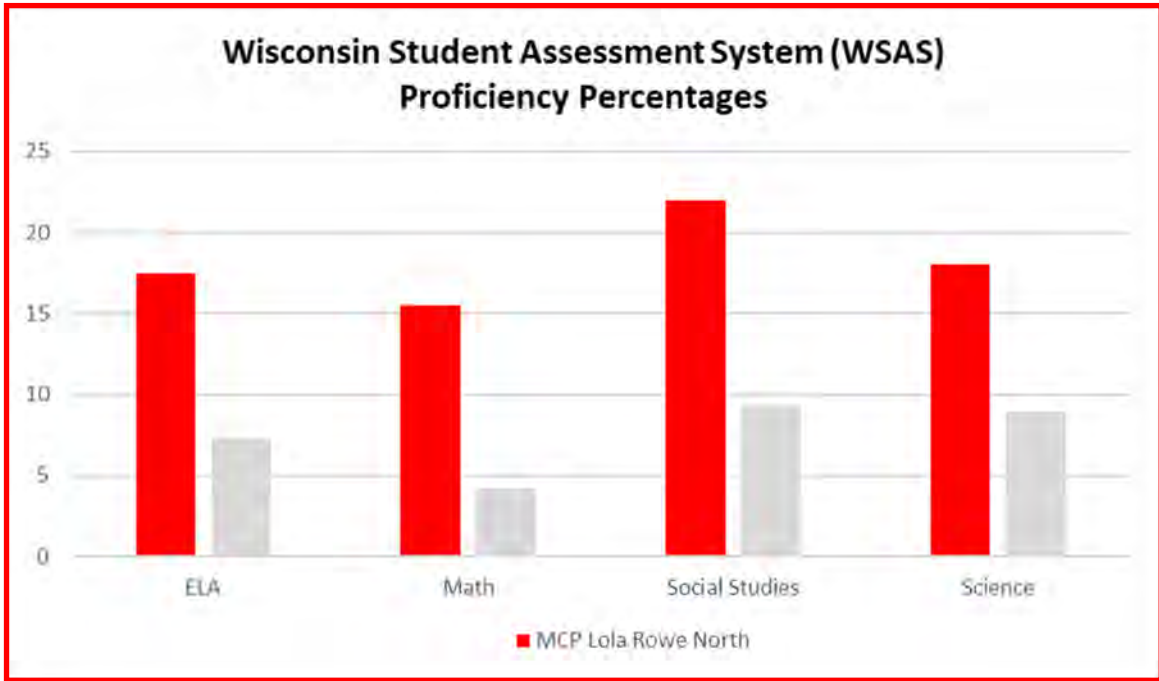
Maximum FTE: 500



Enrollment and Demographics

	2019-20	2020-21	2021-22
Total Enrollment	488	499	502
English Language Learners	0.0%	0.0%	0.0%
Students with Disabilities	12.7%	11.4%	13.3%
Economically Disadvantaged	79.3%	80.4%	83.5%
Black or African American	97.3%	97.4%	94.4%
Hispanic	1.6%	1.6%	2.2%
White	0.8%	0.8%	1.0%
American Indian or Alaska Native	0.2%	0.2%	0.2%
Multiple	0.0%	0.0%	1.0%





Climate and Culture		
	MCP Lola-	MPS
Mobility Rate	2.2%	5.0%
Stability Rate	80.8%	69.7%
Suspension Rate	0.0%	0.0%
4th Grade Promotion Rate	100%	99.9%
8th Grade Promotion Rate	93.8%	99.8%

Financial Audit	
Conclusion of Audit Report	Unmodified
Material Weaknesses Identified	No
Noncompliance Material to the Financial Statements Noted	No
Financial Findings	None
Questioned Costs	None
Notes/Comments	

MILWAUKEE ENVIRONMENTAL SCIENCES ACADEMY



Non-Instrumentality Charter School

As an Expeditionary Learning Education School, MESA, is dedicated to creating a safe, nurturing, and rigorous learning environment that supports the intellectual, physical, social, and emotional growth of all its scholars.

General Information

6600 West Melvina Street
 Milwaukee, WI 53216
 414-353-3830
 mesa-school.org

School Leader: Dr. Laci Coppins-Robbins

Board President: Dr. John Peterburs

Established: 2013

Grades Serve: K4-8

Contract Term: 2020 to 2022

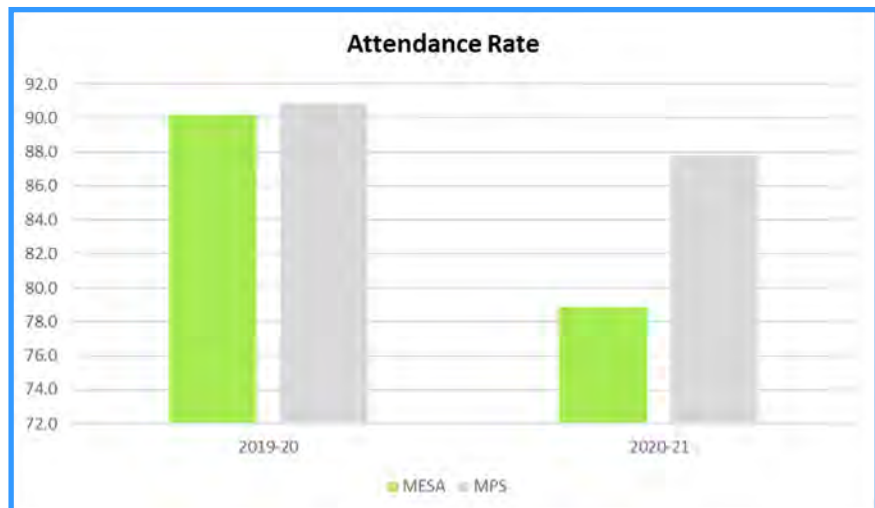
Maximum FTE: 500

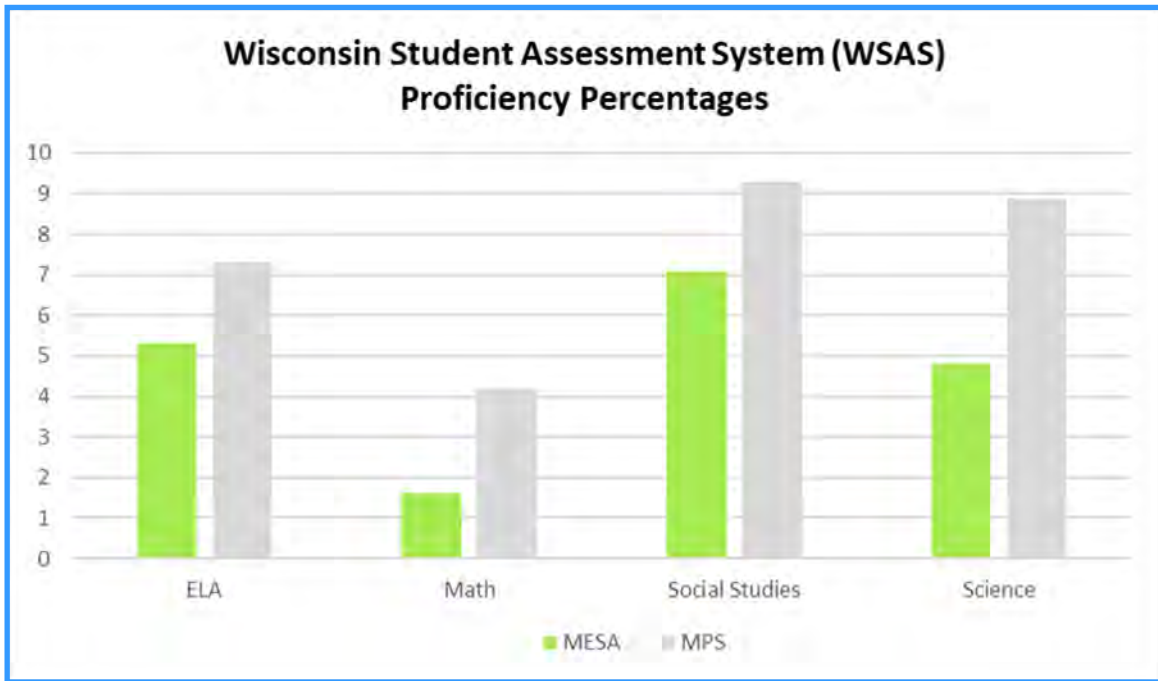
Enrollment and Demographics

	2019-20	2020-21	2021-22
Total Enrollment	418	355	339
English Language Learners	0.2%	0.0%	0.6%
Students with Disabilities	10.8%	11.0%	10.9%
Economically Disadvantaged	86.8%	82.8%	94.7%
Black or African American	89.0%	88.5%	90.6%
Hispanic	7.2%	8.2%	5.9%
White	1.7%	1.4%	1.5%
Asian	1.9%	1.7%	1.2%
Multiple	0.2%	0.3%	0.9%



Attendance Rate





State Report Card Rating
**Meets
Expectations**
★ ★ ★



Climate and Culture		
	MESA	MPS
Mobility Rate	3.3%	5.0%
Stability Rate	72.3%	69.7%
Suspension Rate	0.0%	0.0%
4th Grade Promotion Rate	100%	99.9%
8th Grade Promotion Rate	100%	98.9%

Financial Audit	
Conclusion of Audit Report	
Material Weaknesses Identified	
Noncompliance Material to the Financial Statements Noted	
Financial Findings	
Questioned Costs	
Notes/Comments	Approved Extension, due December 17, 2021

MILWAUKEE EXCELLENCE CHARTER SCHOOL



Non-Instrumentality Charter School

Milwaukee Excellence's mission is that through rigorous academics and character education essential for success is to educate students in grades 6 through 12 to excel within and graduate from four-year colleges and to pursue the professions of their choice.

General Information

Middle School:

4950 North 24th Street
Milwaukee, WI 53209
414-464-7188

High School:

3620 North 18th Street
Milwaukee, WI 53205
414-315-6820
mkeexcellence.org

School Leader: Rodney Lynk, Jr


Board President: William Mahler

Established: 2016

Grades Serve: 6-11

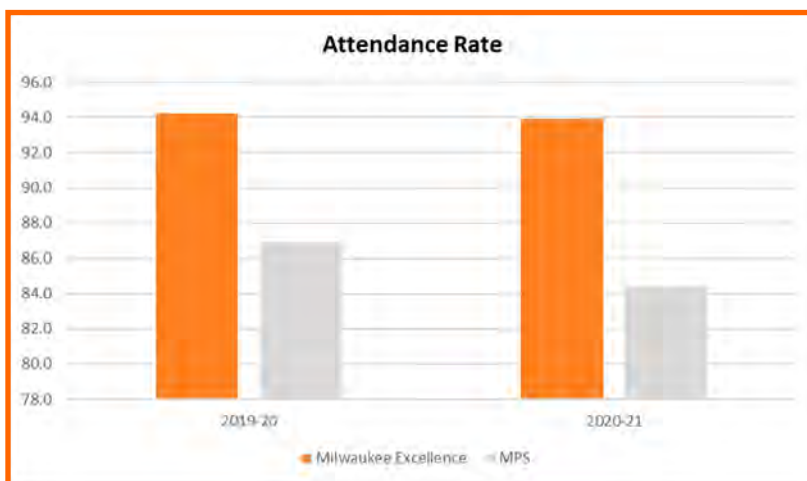
Contract Term: 2021 to 2026

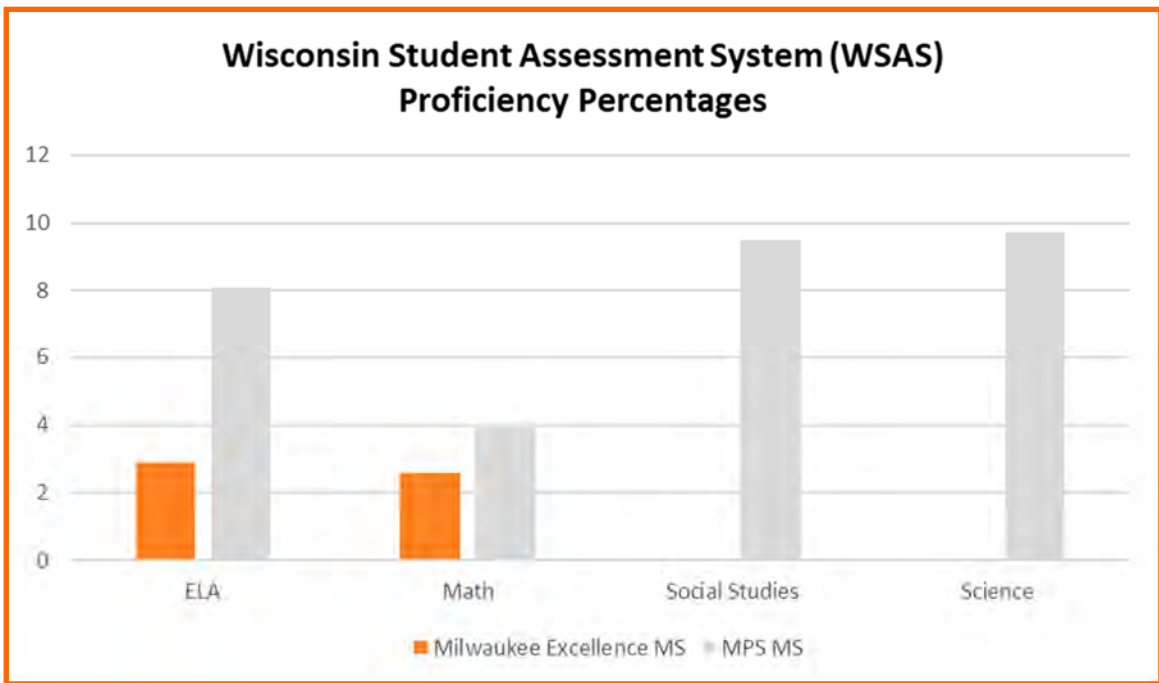
Maximum FTE: 720



Enrollment and Demographics

	2019-20	2020-21	2021-22
Total Enrollment	444	529	587
Grade Levels	6-9	6-10	6-11
English Language Learners	0.0%	0.0%	0.0%
Students with Disabilities	15.5%	13.6%	14.1%
Economically Disadvantaged	76.1%	74.7%	83.1%
Black or African American	98.4%	97.5%	93.0%
Hispanic	0.5%	0.8%	2.2%
White	0.7%	0.8%	0.5%
American Indian or Alaska Native	0.2%	0.2%	0.2%
Asian	0.2%	0.8%	0.9%
Multiple	0.0%	0.0%	3.2%





State Report Card Rating
Significantly Exceeds Expectations
★ ★ ★ ★ ★

Climate and Culture		
	Milwaukee Excellence	MPS
Mobility Rate	2.1%	5.4%
Stability Rate	83.4%	65.1%
Suspension Rate	0.0%	0.0%
8th Grade Promotion Rate	100%	99.8%

Financial Audit	
Conclusion of Audit Report	Unmodified
Material Weaknesses Identified	No
Noncompliance Material to the Financial Statements Noted	No
Financial Findings	None
Questioned Costs	None
Notes/Comments	

NEXT DOOR CHARTER SCHOOL



General Information

29th Street Campus:

2545 North 29th Street
Milwaukee, WI 53210

Capitol Drive Campus:

5310 West Capitol Drive
Milwaukee, WI 53205

414-562-2929

nextdoormke.org

School Leader: Tonya Hameister

Board President: Dr. Tracey Sparrow

Established: 2005

Grades Serve: K4-K5

Contract Term: 2021 to 2024

Maximum FTE: 208

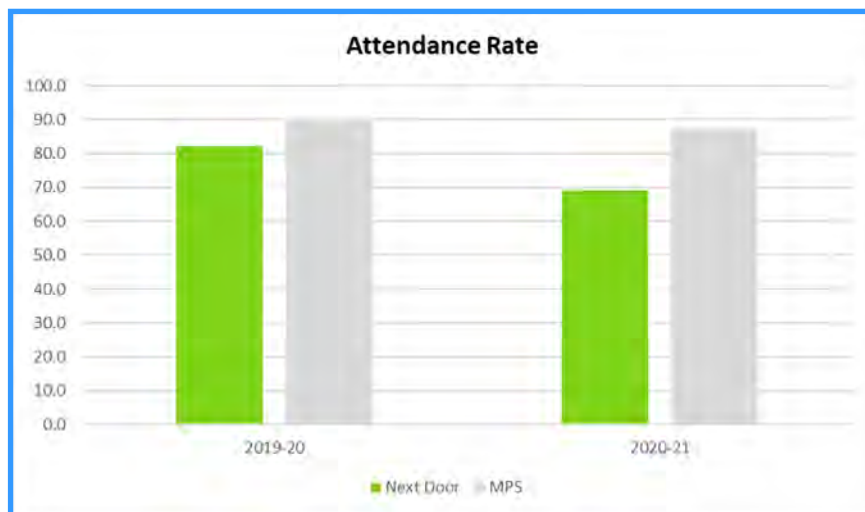


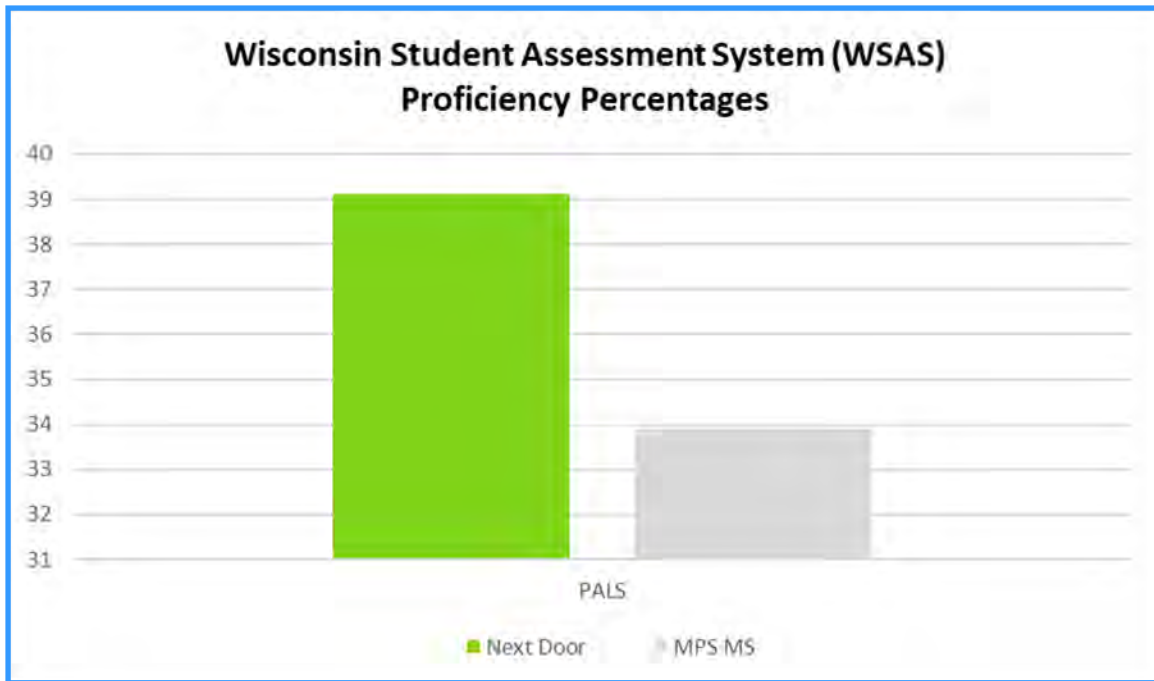
Non-Instrumentality Charter School

Next Door's mission is to support the intellectual, spiritual, and emotional development of children so they can become self-sufficient, contributing members of the community.

Enrollment and Demographics

	2019-20	2020-21	2021-22
Total Enrollment	224	232	195
English Language Learners	0.0%	0.0%	0.0%
Students with Disabilities	16.1%	16.4%	15.4%
Economically Disadvantaged	92.4%	43.5%	67.2%
Black or African American	96.9%	96.6%	92.3%
Hispanic	2.2%	3.4%	4.1%
Native Hawaiian or Other Pacific Islander	0.0%	0.0%	0.5%
Multiple	0.4%	0.0%	3.1%





*State Report
Card Rating
Not Applicable*

Financial Audit

Climate and Culture		
	Next Door	MPS
Mobility Rate	12.4%	7.1%
Stability Rate	NA	NA
Suspension Rate	0.0%	0.0%

Conclusion of Audit Report	
Material Weaknesses Identified	
Noncompliance Material to the Financial Statements Noted	
Financial Findings	
Questioned Costs	
Notes/Comments	Approved Extension, due December 17, 2021

WHITTIER ELEMENTARY SCHOOL

Instrumentality Charter School



Whittier’s mission is to provide a safe, caring learning environment in which staff, students, parents, and community relationships merge to foster high academic achievement for students.

General Information

4382 South Third Street
Milwaukee, WI 53207
414-294-1400
mpsmke.com/whittier

School Leader: Peggy Mystrow

Board President: Stephanie Murphy

Established: 2013

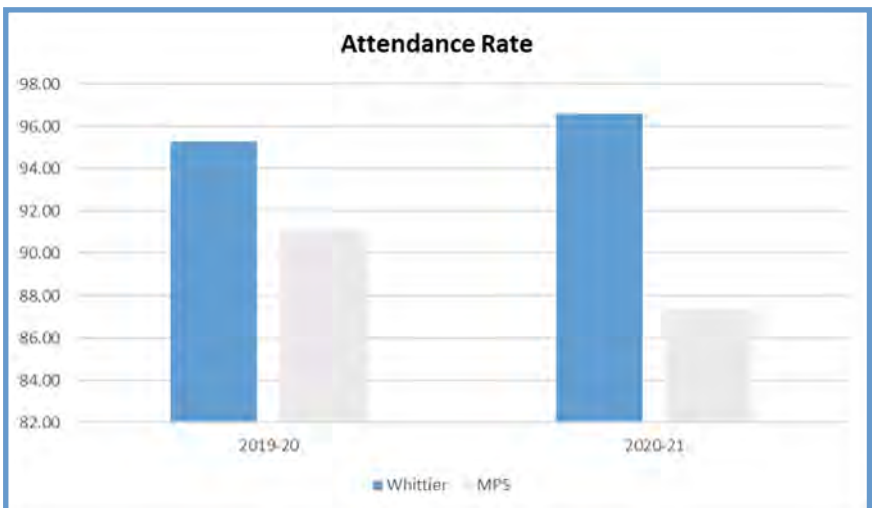
Grades Served: K4-5

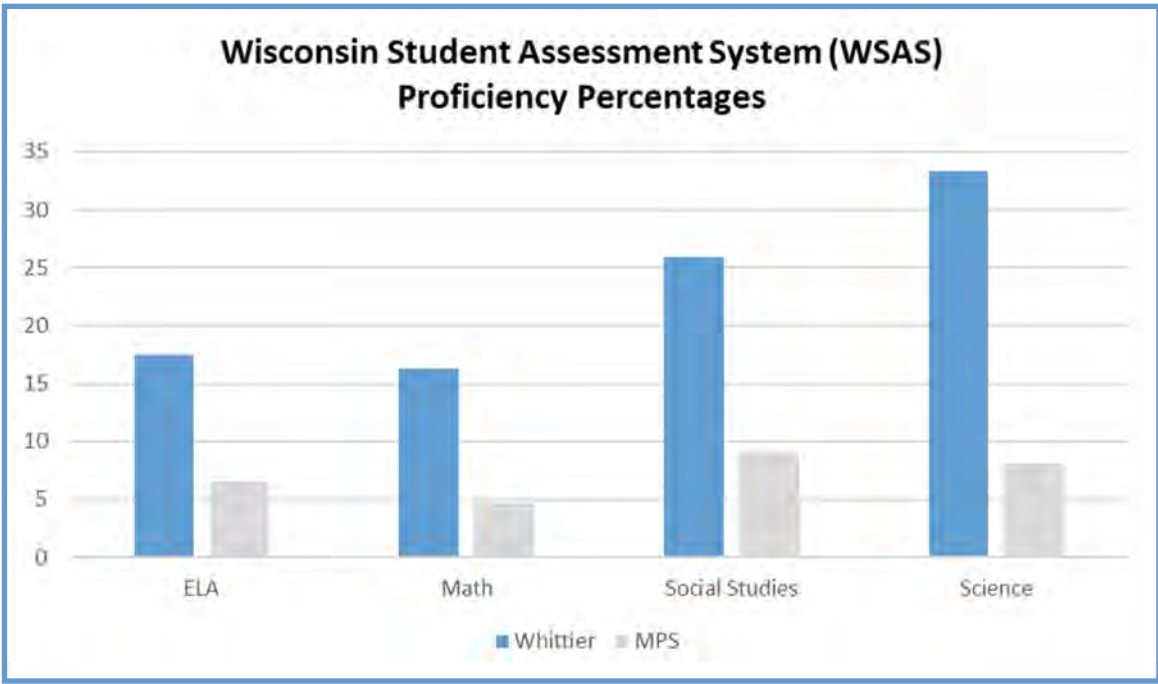
Contract Term: 2021 to 2026

Maximum FTE: 225

Enrollment and Demographics

	2019-20	2020-21	2021-22
Total Enrollment	217	194	152
English Language Learners	0.5%	1.0%	1.3%
Students with Disabilities	11.5%	11.9%	10.5%
Economically Disadvantaged	48.4%	50.0%	54.6%
Hispanic	31.3%	34.5%	33.6%
White	44.7%	11.7%	35.5%
Black or African American	18.0%	20.1%	13.8%
Asian	6.0%	6.7%	5.9%
Multiple	0.0%	0.0%	11.2%





State Report Card Rating
Exceeds Expectations
★ ★ ★ ★



Climate and Culture		
	Whittier	MPS
Mobility Rate	2.0%	5.4%
Stability Rate	74.1%	86.4%
Suspension Rate	0.0%	0.0%
4th Grade Promotion Rate	100%	99.9%

Financial Audit	
Conclusion of Audit Report	Compliant
Material Weaknesses Identified	No
Noncompliance Material to the Financial Statements Noted	No
Financial Findings	None
Questioned Costs	None
Notes/Comments	

Milwaukee Board of School Directors

Board members may be contacted at the MPS Office of Board Governance, (414) 475-8284.
Jacqueline M. Mann, Ph.D., Board Clerk/Chief



Bob Peterson, Ed.D.
At-Large, President



Sequanna Taylor
District 3, Vice President



Marva Herndon
District 1



Erika Siemsen
District 2



Aisha Carr
District 4



Jilly Gokalgandhi
District 5



Marcela (Xela) Garcia
District 6



Henry Leonard
District 7



Megan O'Halloran
District 8



**MILWAUKEE
PUBLIC SCHOOLS**

5225 W. Vliet St.
Milwaukee, WI 53208
(414) 475-8002
mpsmke.com

Dr. Keith P. Posley, *Superintendent*

MPS Senior Team

Marla Bronaugh, Chief Communications & School Performance Officer

Katrice Cotton, Ed.D., Chief School Administration Officer

Martha Kreitzman, Chief Financial Officer

Adria D. Maddaleni, J.D., Chief Human Resources Officer

Jennifer Mims-Howell, Chief Academic Officer

NONDISCRIMINATION NOTICE

It is the policy of Milwaukee Public Schools, as required by section 118 .13, Wisconsin Statutes, that no person will be denied admission to any public school or be denied the benefits of, or be discriminated against in any curricular, extracurricular, pupil services, recreational or other program or activity because of the person's sex, race, color, religion, national origin, ancestry, creed, pregnancy, marital or parental status, sexual orientation or physical, mental, emotional or learning disability.

This policy also prohibits discrimination under related federal statutes, including Title VI of the Civil Rights Act of 1964 (race, color, and national origin), Title IX of the Education Amendments of 1972 (sex), Section 504 of the Rehabilitation Act of 1973 (disability), and the Americans with Disabilities Act of 1990 (disability). The individuals named below have been designated to handle inquiries regarding the nondiscrimination policies.

For section 118 .13, Wisconsin Statutes, federal Title IX: Matthew Boswell, Senior Director, Department of Student Services, Room 133, Milwaukee Public Schools, 5225 W. Vliet St., P.O. Box 2181, Milwaukee, WI, 53201-2181

For section 504 of the Rehabilitation Act of 1973 (Section 504), federal Title II: Jessica Coyle, Section 504/ADA Coordinator, Department of Specialized Services, 6620 W. Capitol Dr., Milwaukee, WI, 53216, (414) 438-3677

ASL: (414) 438-3458