

**SCHOOL DISTRICT OF LA CROSSE  
2021-2022  
Charter School Authorizer Annual Report**

**SECTION I: AUTHORIZER INFORMATION**

Authorizing Entity:	School District of La Crosse
Authorizer Address:	807 East Ave. South, La Crosse, WI 54601
Authorizer Contact Person:	Stacey Everson
Contact Person Title:	Director of Secondary Education
Contact Person Phone:	608-789-7185
Contact Person Email:	severson@lacrossesd.org

**SECTION II: CHARTER SCHOOL INFORMATION**

*(Add additional lines or attach additional sheets, if necessary.)*

<b>Charter Schools Currently Under Contract in 2021-2022:</b>			
School Name:	Charter School's Governing Board Legal Entity Name:	Contract Term Dates (7/1/20xx - 6/30/20xx):	Grades Served:
Coulee Montessori Charter School	Coulee Montessori SET Inc.	7/1/2020-6/30/2025	PreK-8
Coulee Region Virtual Academy	Coulee Region Authentic Learning Council (CRALC)	7/1/2022-6/30/2025	K-12
La Crosse Polytechnics School	Coulee Region Authentic Learning Council (CRALC)	7/1/2020-6/30/2025	6-12
SOTA I	School of Technology & Arts I Steering Committee	7/1/2020-6/30/2025	PreK-5
SOTA II	SOTA II, Inc.	7/1/2020-6/30/2025	6-8

<b>Charter Schools with Non-renewed or Revoked Contract during 2021-2022:</b>			
School Name:	Charter School's Governing Board Legal Entity Name:	Contract Term Dates (7/1/20xx - 6/30/20xx)*:	Reason for Non-renewal or Revocation:

<b>Charter Schools that Closed During or at the Conclusion of 2021-2022:</b>			
School Name:	Date of School Closure:	Contract Term Dates (7/1/20xx - 6/30/20xx):	Reason for Closure:

**SCHOOL DISTRICT OF LA CROSSE**

La Crosse, Wisconsin

Schedule of Charter School Authorizer Services and Costs

For the Year Ended June 30, 2022

	School of Technology and Arts I	School of Technology and Arts II	La Crosse Polytechnics School	Coulee Montessori	Coulee Region Virtual Academy CRVA
<b>Function</b>					
120000	4,567	4,146	11,609	4,730	232
150000	-	-	-	-	-
214000	11,193	-	17,048	16,156	-
215000	-	-	-	41,853	-
221200	603	-	10,655	60	1,475
221300	372	-	16,560	857	492
231000	-	-	9,450	-	-
240000	113,563	29,634	185,482	106,867	72,028
252000	-	-	-	-	-
253000	107,444	28,620	118,346	114,742	-
256000	242	741	6,586	1,411	-
266000	-	-	-	-	-
	<b>\$ 237,983</b>	<b>\$ 63,141</b>	<b>\$ 375,736</b>	<b>\$ 286,677</b>	<b>\$ 74,227</b>
<b>Object</b>					
100	165,965	42,263	209,613	203,618	53,140
200	66,997	15,991	89,722	76,060	20,363
300	931	901	63,574	3,044	492
400	4,090	2,776	11,750	3,353	232
500	-	-	-	-	-
900	-	1,210	1,077	601	-
	<b>\$ 237,983</b>	<b>\$ 63,141</b>	<b>\$ 375,736</b>	<b>\$ 286,677</b>	<b>\$ 74,227</b>

**Services Provided**

- Regular Curriculum
- Special Education
- Health Services
- Psychological Services
- Curriculum Development
- Instructional Staff Training
- General Administration
- Building Administration
- Business Services
- General Operations
- Pupil Transportation
- Technology

**Operating Activity**

- Employee Salaries
- Employee Benefits
- Purchased Services
- Non-capital Objects
- Capital Objects
- Other



Coulee Montessori Charter  
2021-22

## OVERVIEW

### School Details

Grades : K4-8  
Enrollment : 151  
Percent open enrollment : 12.6%

Coulee Montessori is a public charter school that delivers an authentic learning experience to students in grades 4k-8th. We understand children have an innate desire to learn in an atmosphere where they can participate actively, concentrate without interruption, and work at an individual pace. For more information: <https://bit.ly/38OVXk6> (Elementary) or <https://bit.ly/3jLOc4> (Middle School)

*The statement above is provided by the school. It is not an evaluation by the Wisconsin DPI.*

### Student Groups



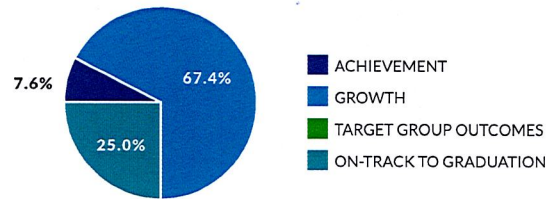
### Score Summary

**!** Due to the COVID-19 pandemic, please use caution when interpreting scores and ratings. Careful review of the detailed data on all pages is encouraged. Also, see <https://dpi.wi.gov/accountability/resources>.




**Meets Expectations**  
★★★★

#### PRIORITY AREA WEIGHTS




### Priority Area Scores

#### ACHIEVEMENT



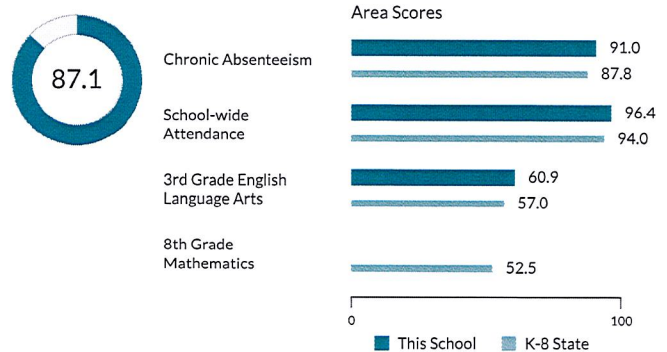
#### GROWTH



#### TARGET GROUP OUTCOMES



#### ON-TRACK TO GRADUATION





## OVERVIEW

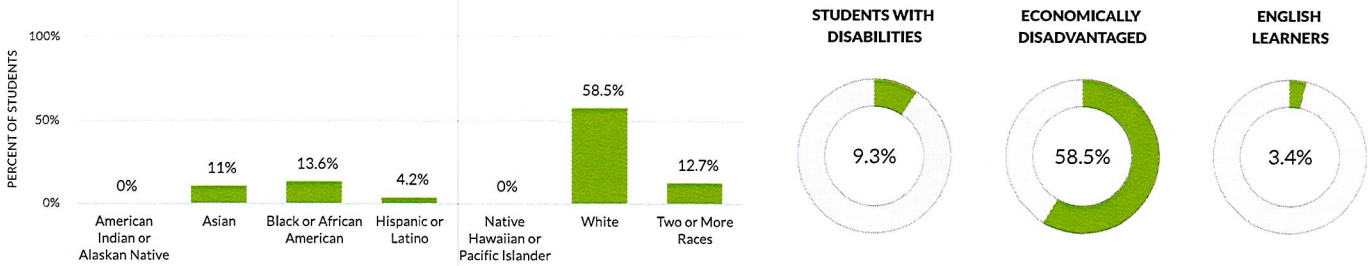
### School Details

Grades : K4-12  
Enrollment : 118  
Percent open enrollment : 14.4%

The Coulee Region Virtual Academy serves the School District of La Crosse and partners with virtual schools and curricula across the state. This charter school provides students with the opportunities to learn independence, use their curiosity, organize their time, set their goals, and achieve them. For more information: <https://bit.ly/3dDZOWI>

*The statement above is provided by the school. It is not an evaluation by the Wisconsin DPI.*

### Student Groups



### Score Summary

Due to the COVID-19 pandemic, please use caution when interpreting scores and ratings. Careful review of the detailed data on all pages is encouraged. Also, see <https://dpi.wi.gov/accountability/resources>.



**Alternate Rating - Satisfactory Progress**

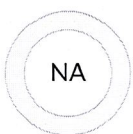
Star rating not applicable

#### Report Cards without Scores

Some schools, because of size or grade range, do not have enough data to receive a score. Public schools with insufficient data participate in an alternate accountability process. Private schools with insufficient data are not rated.

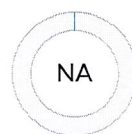
### Priority Area Scores

#### ACHIEVEMENT



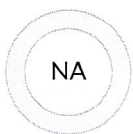
NO DATA TO DISPLAY

#### GROWTH



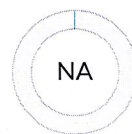
NO DATA TO DISPLAY

#### TARGET GROUP OUTCOMES



NO DATA TO DISPLAY

#### ON-TRACK TO GRADUATION



NO DATA TO DISPLAY



## OVERVIEW

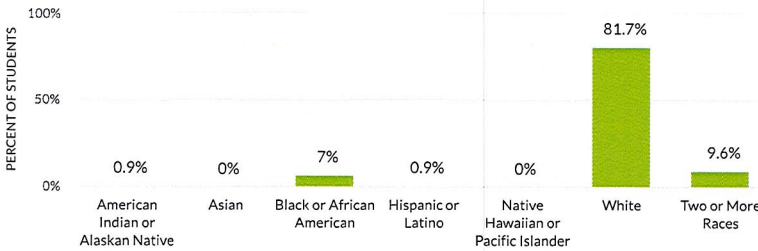
### School Details

Grades: 6-12  
Enrollment: 115  
Percent open enrollment: 11.3%

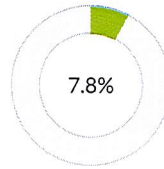
La Crosse Polytechnic School is a project-based learning charter school in the School District of La Crosse serving students in grades 6-12. Our mission is for students to "design their education." Our students excel through meaningful projects, student voice, and community connections. For more information: <https://bit.ly/3nbWzsi>

*The statement above is provided by the school. It is not an evaluation by the Wisconsin DPI.*

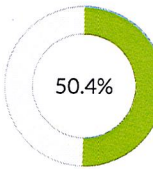
### Student Groups



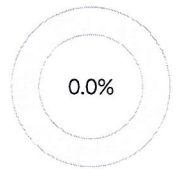
STUDENTS WITH DISABILITIES



ECONOMICALLY DISADVANTAGED



ENGLISH LEARNERS



### Score Summary

**!** Due to the COVID-19 pandemic, please use caution when interpreting scores and ratings. Careful review of the detailed data on all pages is encouraged. Also, see <https://dpi.wi.gov/accountability/resources>.

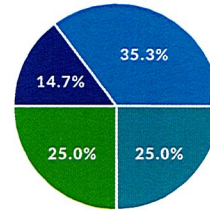
Overall Score

56.7

Meets Few Expectations



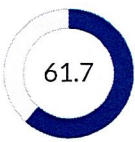
#### PRIORITY AREA WEIGHTS



- ACHIEVEMENT
- GROWTH
- TARGET GROUP OUTCOMES
- ON-TRACK TO GRADUATION

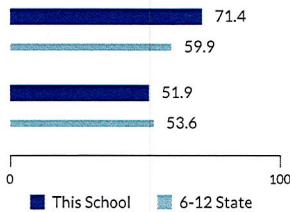
### Priority Area Scores

#### ACHIEVEMENT

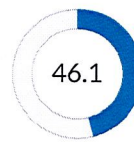


English Language Arts  
Mathematics

Subject Area Scores

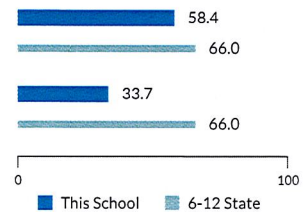


#### GROWTH

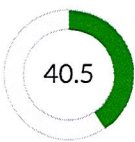


English Language Arts  
Mathematics

Subject Area Scores

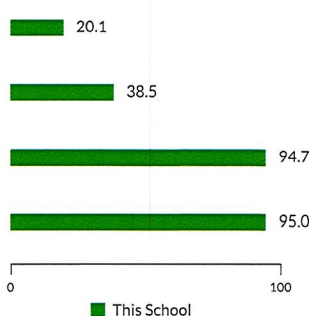


#### TARGET GROUP OUTCOMES



Achievement  
Growth  
Chronic Absenteeism  
Attendance

Group Scores

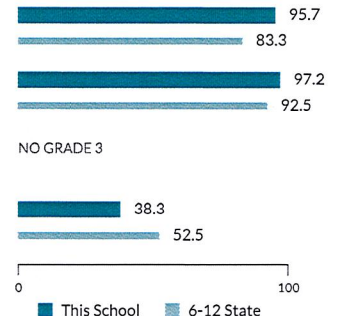


#### ON-TRACK TO GRADUATION



Chronic Absenteeism  
School-wide Attendance  
3rd Grade English Language Arts  
8th Grade Mathematics

Area Scores





SOTA I

2021-22

## OVERVIEW

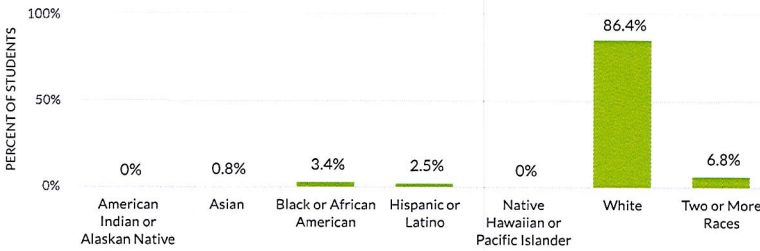
### School Details

Grades : K4-5  
Enrollment : 118  
Percent open enrollment : 8.5%

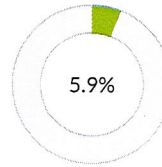
SOTA I is a public charter school founded on the core constructs of multi-age classrooms, joint parent-school governance, and arts integration. Our arts integration focus allows us to still achieve the same standards as any other school, just through different and unique methods. For more information: <https://bit.ly/38Nt8nW>

*The statement above is provided by the school. It is not an evaluation by the Wisconsin DPI.*

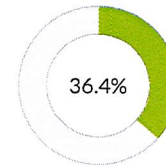
## Student Groups



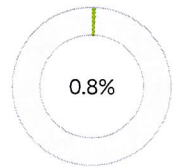
STUDENTS WITH DISABILITIES



ECONOMICALLY DISADVANTAGED



ENGLISH LEARNERS



## Score Summary

Due to the COVID-19 pandemic, please use caution when interpreting scores and ratings. Careful review of the detailed data on all pages is encouraged. Also, see <https://dpi.wi.gov/accountability/resources>.

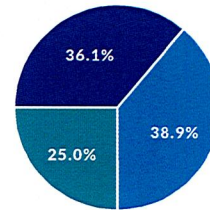
Overall Score

78.5

Exceeds Expectations



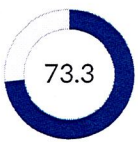
### PRIORITY AREA WEIGHTS



- ACHIEVEMENT
- GROWTH
- TARGET GROUP OUTCOMES
- ON-TRACK TO GRADUATION

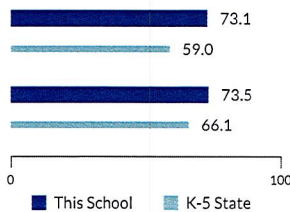
## Priority Area Scores

### ACHIEVEMENT

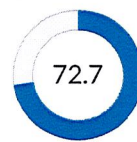


English Language Arts  
Mathematics

Subject Area Scores

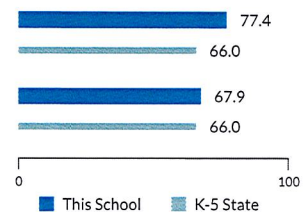


### GROWTH



English Language Arts  
Mathematics

Subject Area Scores

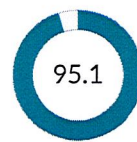


### TARGET GROUP OUTCOMES



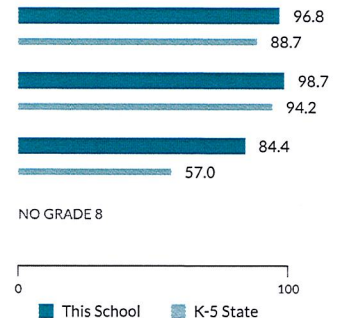
NO DATA TO DISPLAY

### ON-TRACK TO GRADUATION



Chronic Absenteeism  
School-wide Attendance  
3rd Grade English Language Arts  
8th Grade Mathematics

Area Scores





SOTA II

2021-22

## OVERVIEW

### School Details

Grades : 6-8

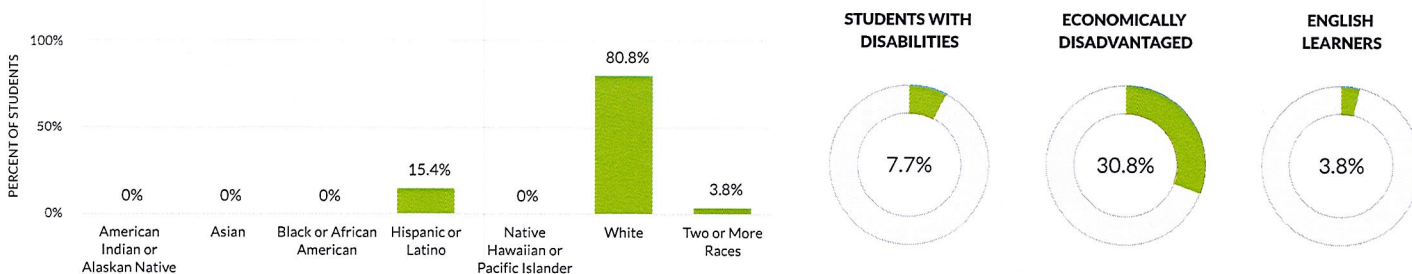
Enrollment : 26

Percent open enrollment : 7.7%

SOTA II uses technology and arts integration to focus on learning core subjects using thematic units of study through project-based learning. Individual student interests and skills allow students multiple ways to show their learning by extending learning and emphasizing the power of social and emotional learning, community, teamwork, and leadership. For more information: <https://bit.ly/3yLkn8w>

*The statement above is provided by the school. It is not an evaluation by the Wisconsin DPI.*

### Student Groups



### Score Summary



Due to the COVID-19 pandemic, please use caution when interpreting scores and ratings. Careful review of the detailed data on all pages is encouraged. Also, see <https://dpi.wi.gov/accountability/resources>.

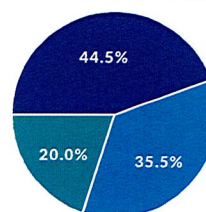
Overall Score

68.0

Meets Expectations



#### PRIORITY AREA WEIGHTS



- ACHIEVEMENT
- GROWTH
- TARGET GROUP OUTCOMES
- ON-TRACK TO GRADUATION

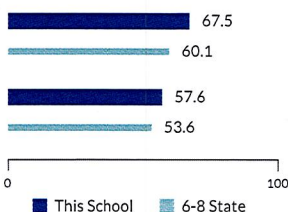
### Priority Area Scores

#### ACHIEVEMENT

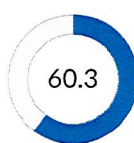


English Language Arts  
Mathematics

#### Subject Area Scores

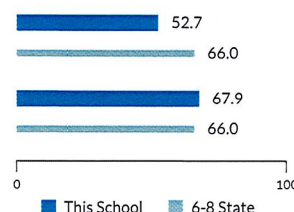


#### GROWTH

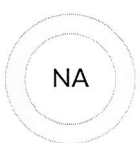


English Language Arts  
Mathematics

#### Subject Area Scores



#### TARGET GROUP OUTCOMES



NO DATA TO DISPLAY

#### ON-TRACK TO GRADUATION



Chronic Absenteeism  
School-wide Attendance  
3rd Grade English Language Arts  
8th Grade Mathematics

#### Area Scores

