

**MILWAUKEE
PUBLIC SCHOOLS**

Charter School Authorizer Report

2021-22 School Year

December 15, 2022

Office of School Administration

Department of Contracted School Services

5225 W. Vliet St. Milwaukee, WI 53208



About Milwaukee Public Schools

Dr. Keith P. Posley, Superintendent of Schools

MISSION: Milwaukee Public Schools is a diverse district that welcomes all students, preparing them for success in higher education, post-educational opportunities, work, and citizenship.

VISION: Milwaukee Public Schools will be among the highest student growth school systems in the country. All district staff will be committed to providing an educational environment that is child-centered, supports achievement, and respects diversity. Schools will be safe, welcoming, well-maintained, and accessible community centers meeting the needs of all. Relevant, rigorous, and successful instructional programs will be recognized and replicated. The district and its schools will collaborate with students, families, and community for the benefit of all.

Five Priorities for Success



Core Beliefs

- ◆ Students come first.
- ◆ Wherever students are learning is the most important place in the district.
- ◆ Educators and school staffs have high expectations for all students and provide the foundation for their academic success.
- ◆ Leadership, educator development, and child-driven data-informed decision making are keys to student achievement.
- ◆ Involved families are integral to increasing student achievement.
- ◆ Student voice is encouraged and respected.
- ◆ Quality community partnerships add value.
- ◆ Increased operational and financial efficiencies are consistently pursued to support learning opportunities for our students.
- ◆ Central Services support student achievement, efficient and effective operations, and student, family and community engagement.

Authorizer Information

Section I

Authorizing Entity	Milwaukee Public Schools
Authorizer Address	5225 W. Vliet Street, Milwaukee, WI 53208
Authorizer Contact Persons	Dr. Katrice Cotton , Chief, School Administration Officer Bridget Schock , Director, Contracted School Services
Contact Department	Contracted School Services
Phone Number	414-475-8140
Email	schockbx@milwaukee.k12.wi.us



Contracted School Services

Mission:

The Department of Contracted School Services promotes innovative educational opportunities by recruiting and retaining high quality charter and partnership schools, while providing assistance and accountability which supports schools' ability to effectively meet students' needs.

Vision:

The Department of Contracted Schools will create a collaborative culture where high quality charter and partnership schools are given autonomy to effectively implement their educational programs while being held accountable for results which ultimately have a positive impact on the entire school district.

Charter School Snapshots Table of Contents

Academia de Lenguaje y Bellas Artes (ALBA)	11
The Alliance School of Milwaukee	13
Carmen Middle and High School of Science and Technology, Northwest	15
Carmen High School of Science and Technology, South	17
Carmen High School of Science and Technology, Southeast	19
Green Tree Preparatory Academy (GPA)	21
Highland Community School	23
Hmong American Peace Academy (HAPA)	25
Honey Creek Continuous Progress School	27
Individualized Developmental Education Approaches to Learning (IDEAL)	29
La Causa Charter School	31
Milwaukee College Prep, 36th Street Campus (MCP 36th)	33
Milwaukee College Prep, 38th Street Campus (MCP 38th)	35
Milwaukee College Prep, Lloyd Street Campus (MCP Lloyd)	37
Milwaukee College Prep, Lola Rowe North Campus (MCP Lola Rowe North)	39
Milwaukee Environmental Sciences Academy (MESA)	41
Milwaukee Excellence Charter School	43
Next Door Charter School	45
Whittier Elementary	47

Charter School Information

Section II

Charter Schools Whose Contract was Non-Renewed or Revoked

School Name	Contract Start Date	Date of Non-Renewal or Revocation	Reason for Non-Renewal or Revocation
Not Applicable			

Charter Schools Currently Under Contract that have not Opened

School Name	Contract Start Date	Date School will Open
New School for Youth Empowerment	Fall 2019	Undetermined

Charter Schools that Closed

School Name	Date of School Closure	Reason for Closure
Not Applicable		

Innovation - Support - Accountability

The Department of Contracted School Services (CSS) supports the development, successful implementation, and ongoing accountability of charter schools, partnership schools, and education programs within MPS. CSS is responsible for the continual oversight, performance evaluation, and compliance monitoring of these schools and programs.

- ◆ Promotes innovative educational opportunities
- ◆ Increase high quality choice for families
- ◆ Development and replication of successful programs
- ◆ Oversight, performance evaluation, support and contract accountability
- ◆ Develop and facilitate regional development projects



Academic Performance Measures of Charter Schools

Section III

The performance metrics are included in each charter school snapshot that is attached to this report. The table below illustrates the academic performance measures as outlined in the contract. Some contracts might have local measures that are not identified in this report.

<p>Early Childhood - Achieve a percentage of pupils in Charter School scoring at or above readiness on the District's early literacy reading assessment that is the same as, or higher than, the percentage of pupils scoring at or above readiness in five-year-old kindergarten in all MPS schools (applies only to early childhood schools).</p>	<p>Grades K5 - 1: Brigance</p>
<p>Early Childhood - Achieve a percentage of pupils in Charter School scoring proficient or advanced on a school –developed and district approved mathematics classroom assessment based on standards that is the same as, or higher than, the percentage of pupils scoring proficient or advanced in corresponding grades (five-year-old kindergarten, grade one and grade two) (applies only to early childhood schools).</p>	<p>School based assessment</p>
<p>English Language Arts (ELA) - Achieve a percentage of pupils in Charter School scoring proficient or advanced on the Wisconsin Student Assessment System tests (WSAS) in English Language Arts that is the same as, or higher than, the percentage of pupils scoring proficient or advanced in corresponding grades in all MPS schools.</p>	<p>Grades 3 - 8: Forward Grades 9 - 10: ACT ASPIRE Grade 11: ACT</p>
<p>Mathematics - Achieve a percentage of pupils in Charter School scoring proficient or advanced on the Wisconsin Student Assessment System tests (WSAS) in mathematics that is the same as, or higher than, the percentage of pupils scoring proficient or advanced in corresponding grades in all MPS schools.</p>	<p>Grades 3 - 8: Forward Grades 9 - 10: ACT ASPIRE Grade 11: ACT</p>
<p>Science - Achieve a percentage of pupils in Charter School scoring proficient or advanced on the Wisconsin Student Assessment System tests (WSAS) in science that is the same as, or higher than, the percentage of pupils scoring proficient or advanced in corresponding grades in all MPS schools.</p>	<p>Grades 3 - 8: Forward Grade 11: ACT</p>
<p>Social Studies - Achieve a percentage of pupils in Charter School scoring proficient or advanced on the Wisconsin Student Assessment System tests (WSAS) in social studies that is the same as, or higher than, the percentage of pupils scoring proficient or advanced in corresponding grades in all MPS schools.</p>	<p>Grades 3 - 8: Forward Grade 10: Forward</p>
<p>Attendance Rate - Achieve a daily attendance rate of pupils in Charter School that is the same as, or higher than, the average daily attendance rate of pupils in corresponding grades in all MPS schools.</p>	
<p>Mobility Rate - Achieve a mobility rate of pupils in Charter School (registered as of the September Third Friday Count) that is the same as, or lower than, the mobility rate of pupils in corresponding grades in all MPS schools. Mobility Rate is defined as the percentage of students that enroll after the Third Friday in September.</p>	
<p>Stability Rate - Achieve a stability rate of pupils in Charter School that is the same as, or higher than, the stability rate of pupils in corresponding grades in all MPS schools. Stability Rate is defined as the percentage of students (excluding the top grade) enrolled on the May count date of the first year that are still enrolled on the following year's September count date.</p>	
<p>Promotion Rate - Achieve a percentage of pupils promoted from grades 4 and 8 in Charter School that is the same as, or higher than, the percentage of pupils being promoted from the corresponding grades in all MPS schools.</p>	
<p>Graduation Rate - Using the DPI formula for comparison, Charter School shall achieve a high school graduation rate that is the same as, or higher than, the high school graduation rate in all MPS high schools.</p>	

CHARTER SCHOOL SUMMARY

Milwaukee Public Schools

Charter School Enrollment and Demographics

	2020-21	2021-22	2022-23
Total Enrollment	9,137	9,541	9,506
Number of Charter Schools	21	19	19
English Language Learners	15.5%	16.5%	17.8%
Students with Disabilities	13.0%	12.8%	12.9%
Economically Disadvantaged	85.0%	80.5%	83.1%
Black or African American	42.2%	43.2%	43.0%
Hispanic	31.4%	30.2%	30.1%
Asian	18.2%	19.0%	19.8%
White	5.2%	4.9%	4.6%
Multiple	2.8%	2.6%	2.3%
American Indian or Alaska Native	0.1%	0.1%	0.1%
Native Hawaiian or Other Pacific Islander	0.0%	0.1%	0.1%

Climate and Culture

Attendance Rate	79.7%
Mobility Rate	13.8%
Stability Rate	78.9%
Suspension Rate	13.3%
Graduation Rate	63.9%

State Report Card Ratings

	# Charter Schools
Significantly Exceeds Expectations	0
Exceeds Expectations	9
Meets Expectations	3
Meets Few Expectations	3
Fails to Meet Expectations	2
Alternative Rating	1



Financial Performance of Charter Schools

Section IV

The financial performance of the Charter Schools is included in each school's snapshot that is attached to this report that operated during the school year, as evidenced by the annual financial audit. Please note that some schools may have requested and received an extension on their annual audit and supplemental information to this section of this report may follow.

Authorizer Operating Costs

Section V

Milwaukee Public Schools Office of Finance is working in collaboration with auditors to prepare and finalize MPS' annual audited financial statements and schedules which are due to DPI School Financial Services in **January** and will be provided upon receipt. Below is the **unaudited** schedule of charter school authorizer operating costs.

Milwaukee Public Schools
SCHEDULE OF CHARTER SCHOOL AUTHORIZER OPERATING COSTS
FISCAL YEAR ENDING JUNE 30, 2022

OPERATING ACTIVITY	WUFAR Object Code	COST (\$)
Employee Salaries	100	425,525.44
Employee Benefits	200	228,081.64
Purchased Services	300	838.86
Non-Capital Objects	400	—
Capital Objects	500	—
Insurance & Judgements	700	—
Other Supplies	900	503.11
Other (replace Other with an activity name)	900	—
TOTAL		654,949.05



Services Provided to Charter Schools

Section VI

Please see the report below that summarizes the charter school authorizer services and costs for the 2021-22 school year.

**Milwaukee Public Schools
SCHEDULE OF CHARTER SCHOOL AUTHORIZER SERVICES AND COSTS
FISCAL YEAR ENDING JUNE 30, 2022**

Services Provided	Function Code	Cost (\$)
Regular Curriculum	120000	—
Special Education	150000	3,836,210.46
Health Services	214000	—
Psychological Services	215000	220,017.54
Curriculum Development	221200	—
Instructional Staff Training	221300	—
General Administration	230000	—
Building Administration	240000	—
Business Services-Admin Fees	252000	1,038,976.92
General Operations	253000	—
Pupil Transportation	256000	983,592.59
Technology	266000	32,862.54
Optional Services—Inst & NIC		98,004.00
Audits		58,000.00
Food/Meals		—
Rent/Lease and Other Building Operations		2,491,824.87
Traveling Music		46,128.00
Total		8,805,634.92



Charter School Snapshots



**MILWAUKEE
PUBLIC SCHOOLS**

ACADEMIA DE LENGUAJE Y BELLAS ARTES



**ACADEMIA DE LENGUAJE
Y BELLAS ARTES**
Escuelas Públicas de Milwaukee

General Information

1712 South 32nd Street
Milwaukee, WI 53215
414-902-7525
mpsmke.com/alba

School Leader: Brenda Martinez

Board President: Patricia Rivera

Established: 2004

Grades Serve: K3 to 8

Contract Term: 2019 to 2024

Maximum FTE: 635



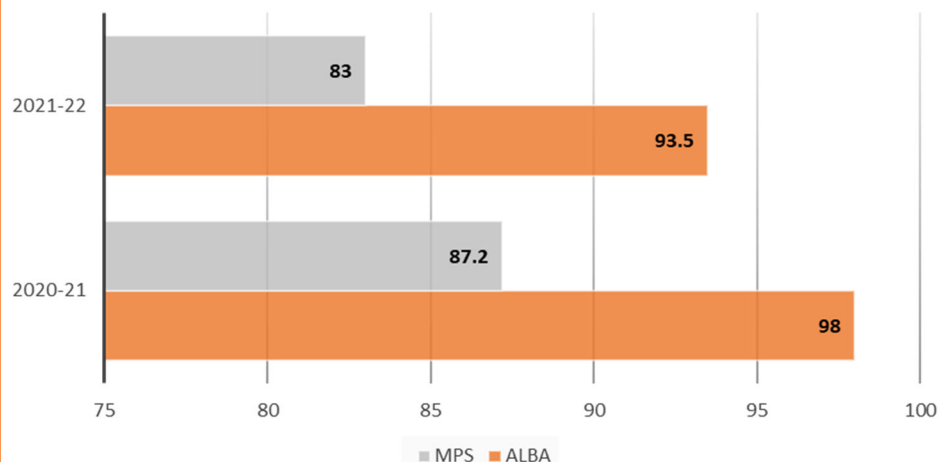
Instrumentality Charter School

ALBA's mission is founded on the conviction that bilingual students can reach their full potential academically, in English and Spanish when challenged through a rigorous curriculum that develops critical thinking, problem solving and creativity through the integration of the fine arts. ALBA's students will develop self-confidence and self-worth as their Hispanic cultural identity is both recognized and valued through the curriculum.

Enrollment and Demographics

	2020-21	2021-22	2022-23
Total Enrollment	567	565	598
Grades Served	K3-7	K3-8	K3-8
English Language Learners	59.4%	70.1%	69.2%
Students with Disabilities	17.8%	18.7%	15.2%
Economically Disadvantaged	83.4%	86.8%	91.1%
Hispanic	99.1%	99.1%	99.3%
White	0.5%	0.4%	0.3%
Multiple	0.2%	0.4%	0.2%
Native Hawaiian or Other Pacific Islander	0.2%	0.2%	0.2%

Attendance Rate





Financial Audit

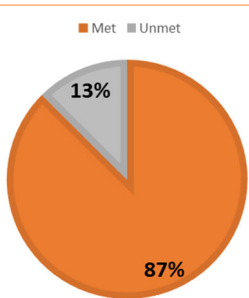
Conclusion of Audit Report	Unmodified
Material Weaknesses Identified	No
Noncompliance Material to the Financial Statements Noted	No
Financial Findings	None
Questioned Costs	None
Notes/Comments	Wisconsin Charter School Program Grant Recipient - Cohort 2

Climate and Culture

	ALBA	MPS
Mobility Rate	3.0%	12.8%
Stability Rate	90.7%	79.7%
Suspension Rate	1.6%	11.1%
4th Grade Promotion Rate	100%	99.7%
8th Grade Promotion Rate	100%	99.7%

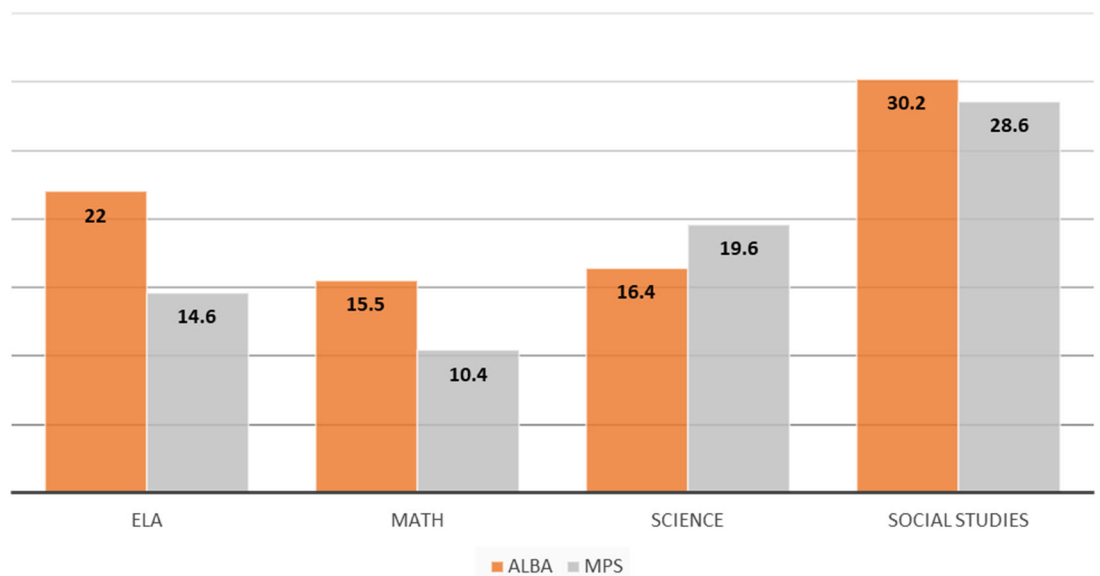


Academic Performance Measures Met



Data reflects 2021-22 School year

Wisconsin Student Assessment System (WSAS) Proficiency Rates



Wisconsin State Report Card Rating:

Exceeds Expectations

73.8



THE ALLIANCE SCHOOL OF MILWAUKEE



General Information

850 West Walnut Street
 Milwaukee, WI 53205
 414-267-5400
mpsmke.com/alliance

School Leader: Phyllis Smith

Board President: Katherine Rehfeldt-Tonn

Established: 2005

Grades Serve: 9-12

Contract Term: 2022 to 2025

Maximum FTE: 160



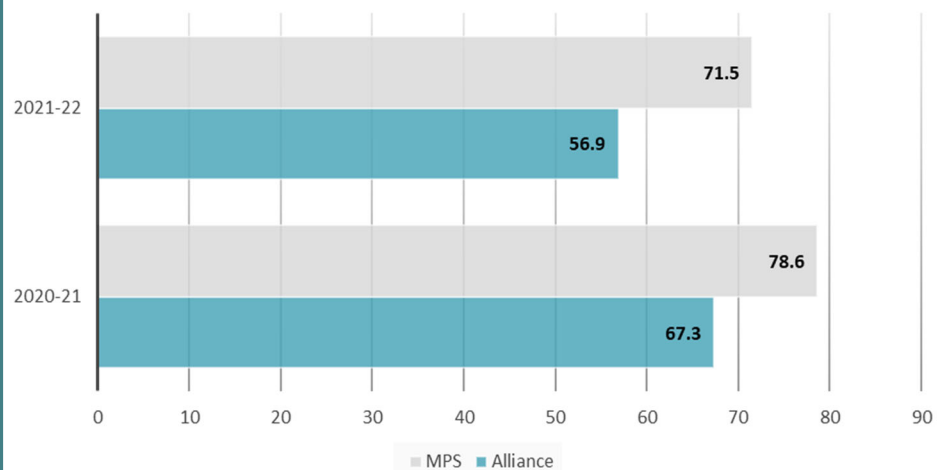
Instrumentality Charter School

The mission of The Alliance School is to provide a safe, student-centered, and academically challenging environment to meet the needs of all students.

Enrollment and Demographics

	2020-21	2021-22	2022-23
Total Enrollment	160	151	148
English Language Learners	3.1%	2.0%	2.0%
Students with Disabilities	39.4%	40.4%	37.2%
Economically Disadvantaged	72.5%	74.8%	71.6%
Black or African American	70.6%	64.2%	65.5%
Hispanic	16.3%	15.2%	14.2%
White	11.3%	11.9%	10.8%
Multiple	0.6%	8.6%	6.8%
Asian	—	—	2.7%

Attendance Rate





Financial Audit

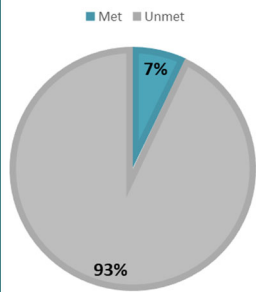
Conclusion of Audit Report	Compliant
Material Weaknesses Identified	No
Noncompliance Material to the Financial Statements Noted	No
Financial Findings	None
Questioned Costs	None
Notes/Comments	

Climate and Culture

	Alliance	MPS
Mobility Rate	27.7%	14.7%
Stability Rate	59.2%	78.2%
Suspension Rate	16.7%	20.2%
Graduation Rate	54.8%	64.8%

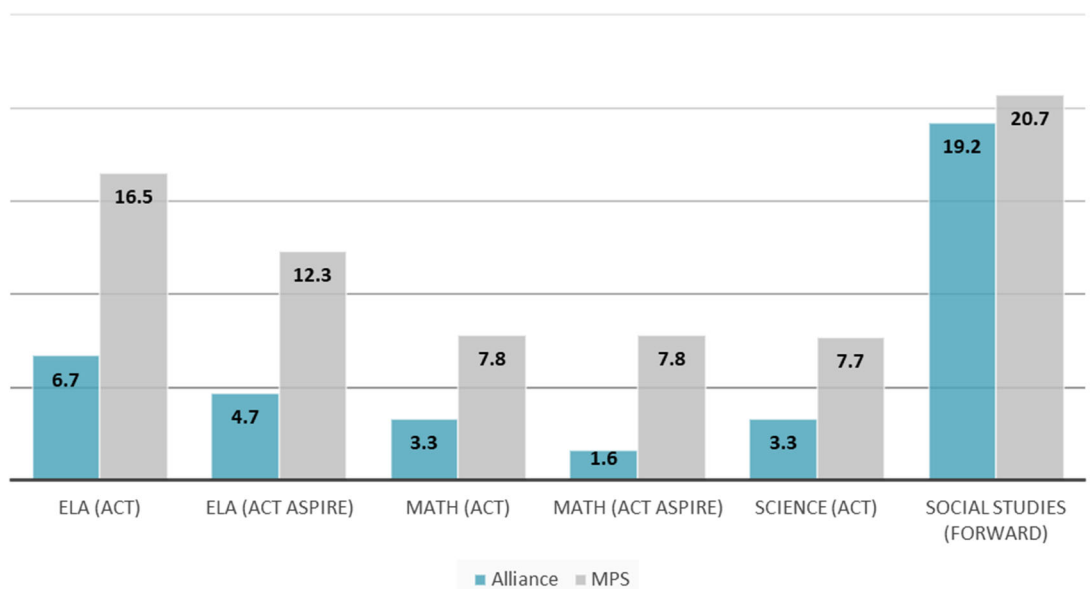


Academic Performance Measures Met



Data reflects 2021-22 school year

Wisconsin Student Assessment System (WSAS) Proficiency Rates



Wisconsin State Report Card Rating:

Alternative Rating

Needs Improvement

CARMEN MIDDLE AND HIGH SCHOOL OF SCIENCE & TECHNOLOGY—NORTHWEST



General Information

5496 North 72nd Street

Milwaukee, WI 53218

414-837-4000

carmenschools.org/nwhs.html

CEO: Jennifer Lopez

Board President: Ivan Gamboa

MS Principal: Ashlei Miller

HS Principal: Sapphire Canser

Established: 2013

Grades Serve: 6-12

Contract Term: 2021 to 2026

Maximum FTE: 800



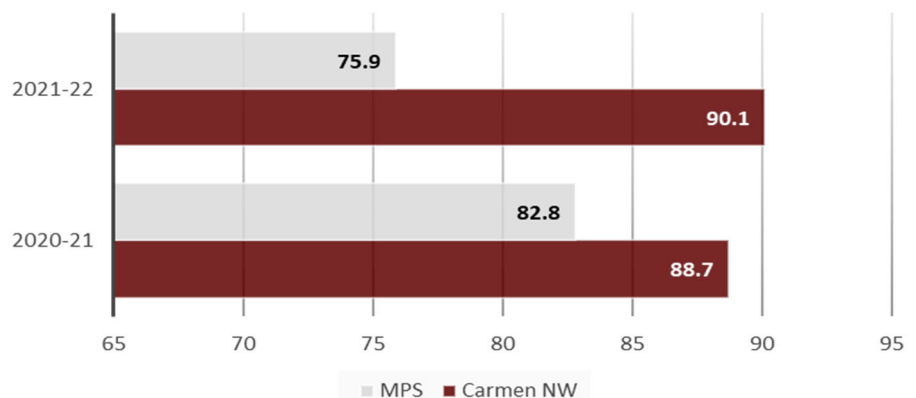
Non-Instrumentality Charter School

Carmen's mission is to graduate all students as critical thinkers and self-directed learners who are prepared for success in college, meaningful careers, community involvement and family life.

Enrollment and Demographics

	2020-21	2021-22	2022-23
Total Enrollment	712	665	611
English Language Learners	1.7%	0.9%	1.1%
Students with Disabilities	16.3%	16.4%	19.1%
Economically Disadvantaged	87.9%	90.5%	71.2%
Black or African American	86.8%	85.3%	86.9%
Hispanic	7.3%	7.8%	6.5%
Asian	2.1%	2.1%	2.0%
White	3.1%	3.0%	2.3%
American Indian or Alaska Native	0.3%	0.2%	—
Native Hawaiian or Other Pacific Islander	0.4%	0.2%	0.2%

Attendance Rate





Financial Audit

Conclusion of Audit Report

Material Weaknesses Identified

Noncompliance Material to the Financial Statements Noted

Financial Findings

Questioned Costs

Notes/Comments

Approved extension for
December 31, 2022

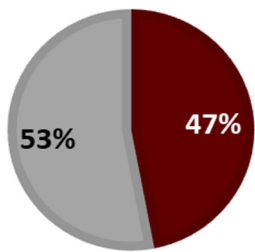
Climate and Culture

	Carmen NW	MPS
Mobility Rate	3.5%	14.4%
Stability Rate	76.7%	77.6%
Suspension Rate	3.1%	22.0%
8th Grade Promotion Rate	100%	99.7%
Graduation Rate	72.8%	64.9%



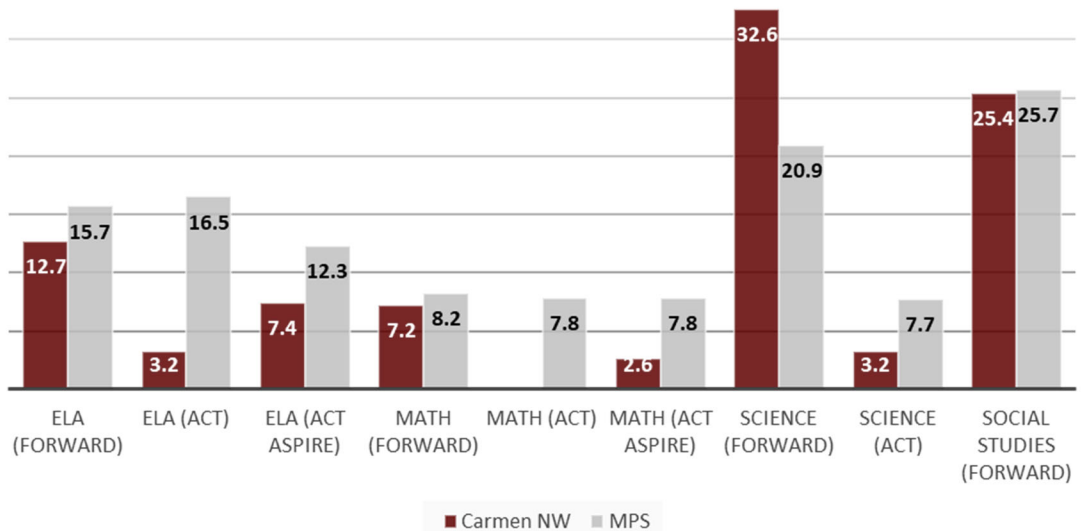
Academic Performance
Measures Met

■ Met ■ Unmet



Data reflects 2021-22 school year

Wisconsin Student Assessment System (WSAS) Proficiency Rates



Wisconsin State
Report Card Rating:

**Meets
Expectations**

58.0



CARMEN HIGH SCHOOL OF SCIENCE & TECHNOLOGY—SOUTH



Non-Instrumentality Charter School

Carmen's mission is to graduate all students as critical thinkers and self-directed learners who are prepared for success in college, meaningful careers, community involvement and family life.

General Information

1712 S. 32nd Street
 Milwaukee, WI 53215
 414-384-4444
carmenschools.org/southhs.html

CEO: Jennifer Lopez

Board President: Ivan Gamboa

Principal: Janis Meinke

Established: 2007


Grades Serve: 9-12

Contract Term: 2021 to 2026

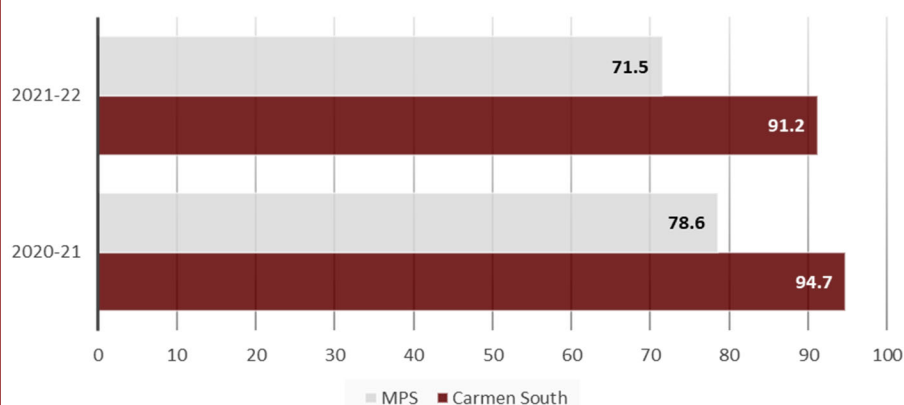
Maximum FTE: 400

Enrollment and Demographics

	2020-21	2021-22	2022-23
Total Enrollment	409	377	387
English Language Learners	29.8%	35.3%	49.9%
Students with Disabilities	9.0%	8.8%	8.0%
Economically Disadvantaged	94.1%	92.0%	73.6%
Hispanic	95.6%	96.0%	94.6%
Black or African American	2.4%	2.4%	2.8%
Asian	0.5%	0.3%	0.3%
White	1.0%	0.8%	1.6%
American Indian or Alaska Native	0.2%	0.3%	0.3%
Native Hawaiian or Other Pacific Islander	0.2%	0.3%	0.3%
Multiple	—	—	0.3%



Attendance Rate





Climate and Culture

	Carmen South	MPS
Mobility Rate	2.6%	14.7%
Stability Rate	93.2%	78.2%
Suspension Rate	2.6%	20.2%
Graduation Rate	77.7%	64.9%



Financial Audit

Conclusion of Audit Report

Material Weaknesses Identified

Noncompliance Material to the Financial Statements Noted

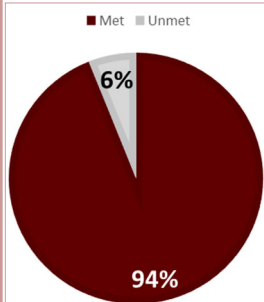
Financial Findings

Questioned Costs

Notes/Comments

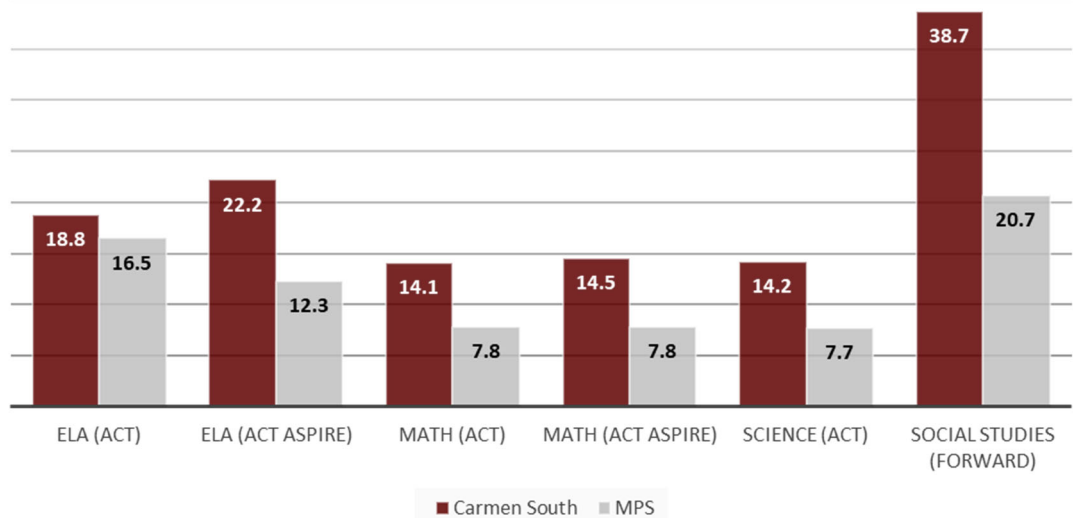
Approved extension for December 31, 2022

Academic Performance Measures Met



Data reflects 2021-22 school year

Wisconsin Student Assessment System (WSAS) Proficiency Rates



Wisconsin State Report Card Rating:

Exceeds Expectations

82.7



CARMEN HIGH SCHOOL OF SCIENCE & TECHNOLOGY—SOUTHEAST



Non-Instrumentality Charter School

Carmen's mission is to graduate all students as critical thinkers and self-directed learners who are prepared for success in college, meaningful careers, community involvement and family life.

General Information

2500 West Oklahoma Avenue
Milwaukee, WI 53215
414-509-7800
carmenschools.org/southeasths.html

CEO: Jennifer Lopez

Board President: Ivan Gamboa

Principal: Danny Herrera

Established: 2016

Grades Serve: 9-12

Contract Term: 2021 to 2026

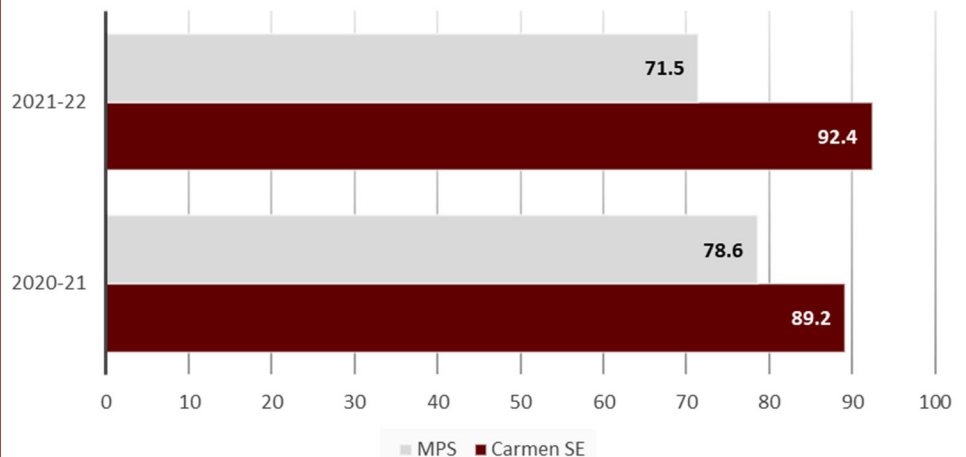
Maximum FTE: 800

Enrollment and Demographics

	2020-21	2021-22	2022-23
Total Enrollment	775	781	734
English Language Learners	32.3%	35.1%	41.1%
Students with Disabilities	12.1%	12.4%	12.4%
Economically Disadvantaged	90.5%	92.3%	70.8%
Hispanic	91.7%	91.7%	94.3%
Black or African American	4.4%	4.9%	3.0%
Asian	0.4%	0.1%	0.3%
White	3.1%	2.9%	2.2%
Multiple	—	—	0.3%



Attendance Rate





Financial Audit

Conclusion of Audit Report

Material Weaknesses Identified

Noncompliance Material to the Financial Statements Noted

Financial Findings

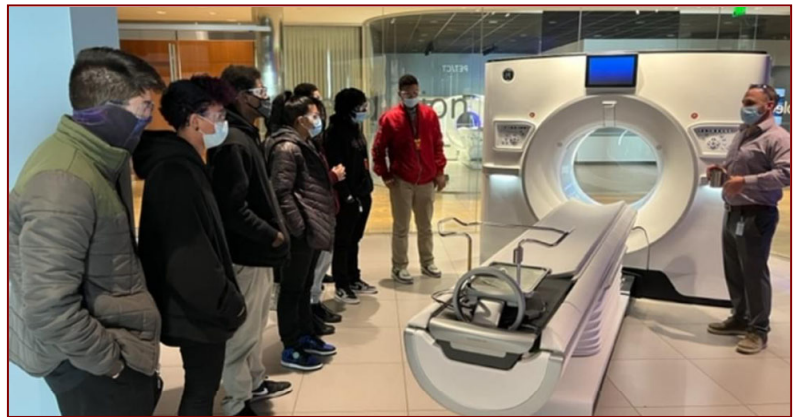
Questioned Costs

Notes/Comments

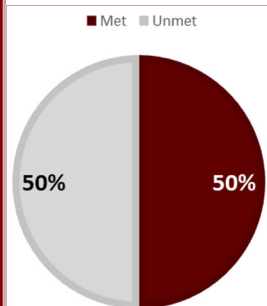
Approved extension for December 31, 2022

Climate and Culture

	Carmen Southeast	MPS
Mobility Rate	1.5%	14.7%
Stability Rate	88.4%	78.2%
Suspension Rate	1.8%	20.2%
Graduation Rate	85.8%	64.9%



Academic Performance Measures Met



Wisconsin State Report Card Rating:

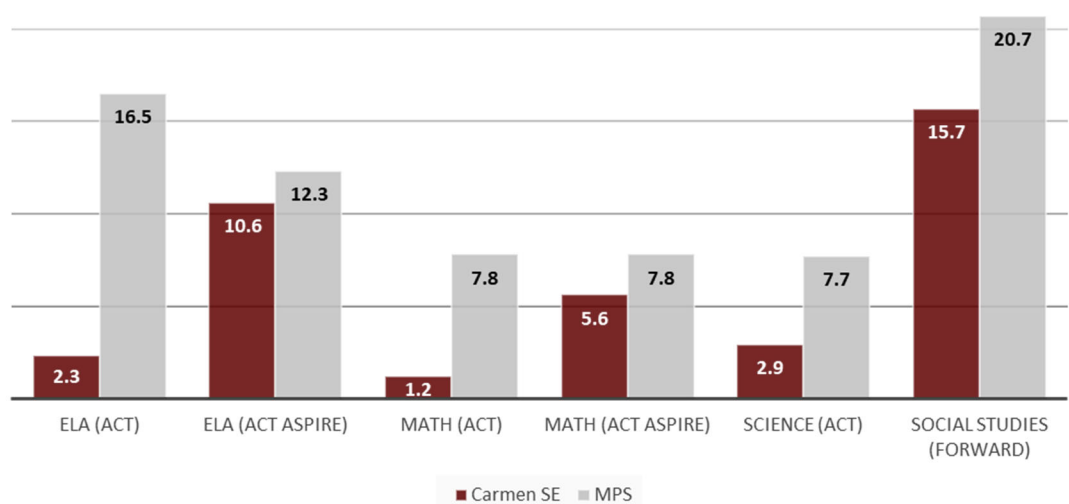
Fails to Meet Expectations

45.9



Data reflects 2021-22 school year

Wisconsin Student Assessment System (WSAS) Proficiency Rates



GREEN TREE PREPARATORY ACADEMY (GPA)

Instrumentality Charter School



GreenTree
Preparatory Academy

General Information

6850 N. 53rd Street
Milwaukee, WI 53223
414-206-0500
greentreeprep.org

School Leader: Dr. Katrina Fisher

Board President: Mark Sain

Established: 2019

Grades Serve: 6-12

Contract Term: 2019 to 2024

Maximum FTE: 870

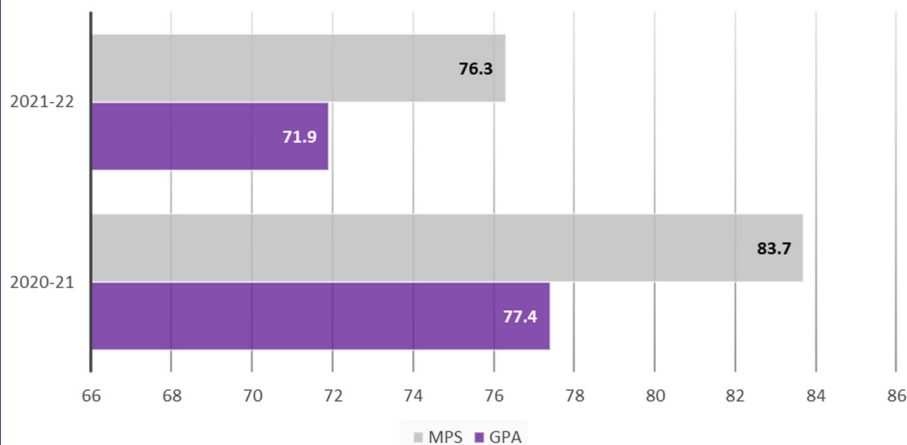


Green Tree Preparatory Academy's mission is to build a body of student leaders who will lead or own tomorrow's businesses. GPA's vision is to provide a safe, nurturing, and professional community of learning where students are educated, empowered, and enabled to develop the essential skills necessary to lead and exceed.

Enrollment and Demographics

	2020-21	2021-22	2022-23
Total Enrollment	252	375	444
Grades Served	6-10	6-11	6-12
English Language Learners	1.6%	1.9%	1.8%
Students with Disabilities	18.3%	18.7%	14.2%
Economically Disadvantaged	82.9%	84.3%	74.5%
Black or African American	90.5%	83.2%	85.4%
Hispanic	3.6%	4.8%	6.1%
White	3.2%	3.5%	1.4%
Asian	2.0%	4.3%	4.1%
Multiple	0.8%	3.7%	3.2%

Attendance Rate





Financial Audit

Conclusion of Audit Report	Unmodified
Material Weaknesses Identified	No
Noncompliance Material to the Financial Statements Noted	No
Financial Findings	None
Questioned Costs	None
Notes/Comments	Wisconsin Charter School Program Grant Recipient—Cohort 2

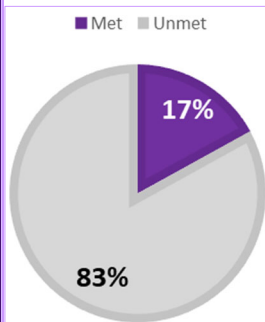
Climate and Culture

	GPA	MPS
Mobility Rate	13.8%	14.3%
Stability Rate	55.7%	77.0%
Suspension Rate	33.1%	23.8%
8th Grade Promotion Rate	100%	99.7%



Data reflects 2021-22 school year (grades 6-11)

Academic Performance Measures Met



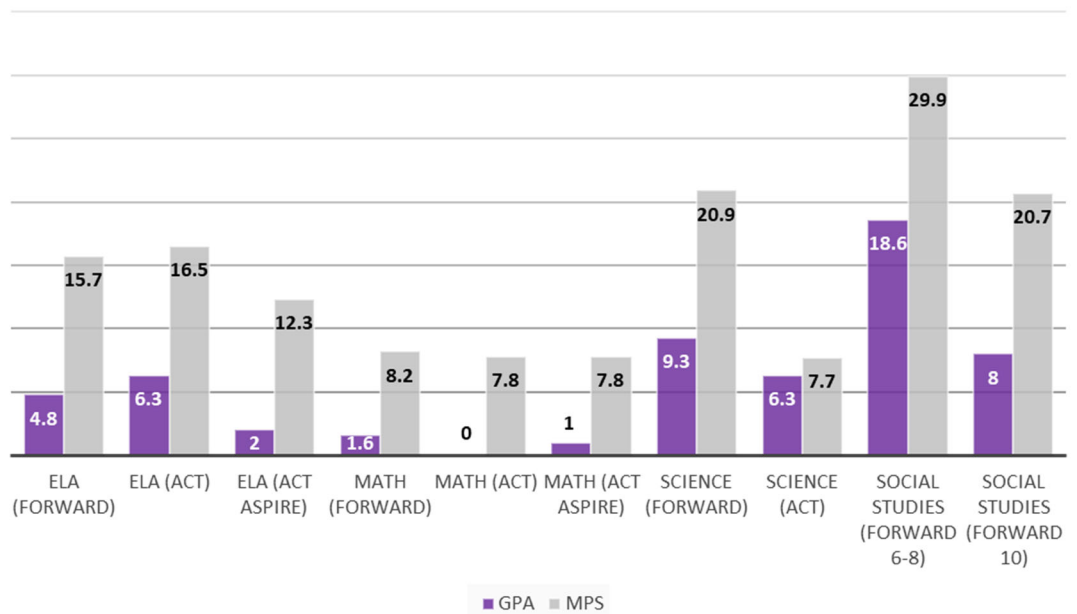
Wisconsin State Report Card Rating:

Fails to Meet Expectations

29



Wisconsin Student Assessment System (WSAS) Proficiency Rates



HIGHLAND COMMUNITY SCHOOL

Non-Instrumentality Charter School



General Information

1706 W. Highland Ave
 Milwaukee, WI 53233
 414-342-1412
 highlandcommunityschool.org

Director: Tracy Williams

Board President: Brian Litzsey

Established: 1996

Grades Serve: K3-8

Contract Term: 2020 to 2025

Maximum FTE: 435

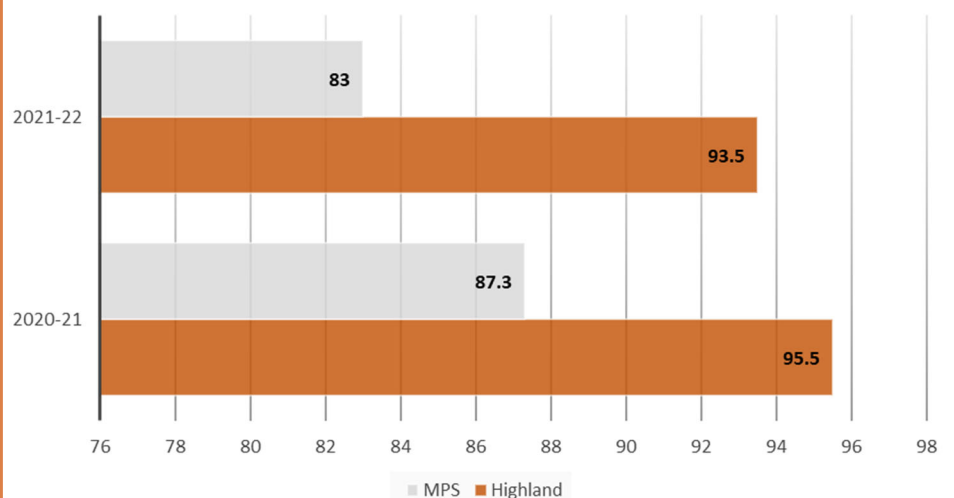
Highland is a community of diverse families and educators working together to offer quality Montessori education in a nurturing environment that enriches, empowers and inspires children to reach their potential and encourages parents to become responsible for and involved with their children's education.

Enrollment and Demographics

	2020-21	2021-22	2022-23
Total Enrollment	426	423	421
English Language Learners	0.2%	0.2%	0.2%
Students with Disabilities	13.4%	17.5%	18.8%
Economically Disadvantaged	44.8%	47.5%	31.6%
Black or African American	45.3%	39.2%	36.8%
Hispanic	11.5%	11.3%	12.6%
White	41.8%	37.1%	39.9%
Asian	1.4%	1.7%	0.7%
Multiple	0.0%	10.6%	10.0%



Attendance Rate





Financial Audit

Conclusion of Audit Report	Unmodified
Material Weaknesses Identified	No
Noncompliance Material to the Financial Statements Noted	No
Financial Findings	None
Questioned Costs	None
Notes/Comments	

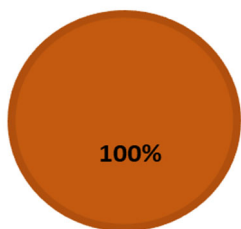
Climate and Culture

	Highland	MPS
Mobility Rate	0.7%	12.8%
Stability Rate	93.3%	79.7%
Suspension Rate	0.7%	11.1%
4th Grade Promotion Rate	100%	99.7%
8th Grade Promotion Rate	100%	99.7%



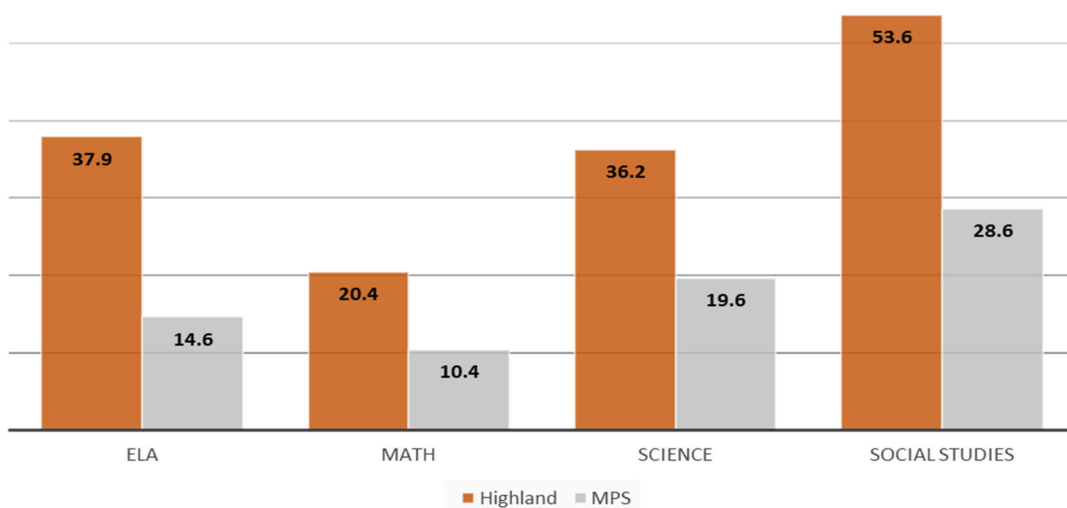
Academic Performance Measures Met

Met Unmet



Data reflects 2021-22 school year

Wisconsin Student Assessment System (WSAS) Proficiency Rates



Wisconsin State Report Card Rating:

Exceeds Expectations

75.2



HMONG AMERICAN PEACE ACADEMY (HAPA)

Non-Instrumentality Charter School



General Information

Main Campus:

Grades K4-2 and 6-12

4601 North 84th Street
Milwaukee, WI 53225

Denver Campus:

Grades 3-5

8200 West Denver Avenue
Milwaukee, WI 53223

414-383-4740

myhapa.org

CEO: Chris Her-Xiong

Board President: Jason Handal

Established: 2004

Grades Serve: K4-12

Contract Term: 2018 to 2023

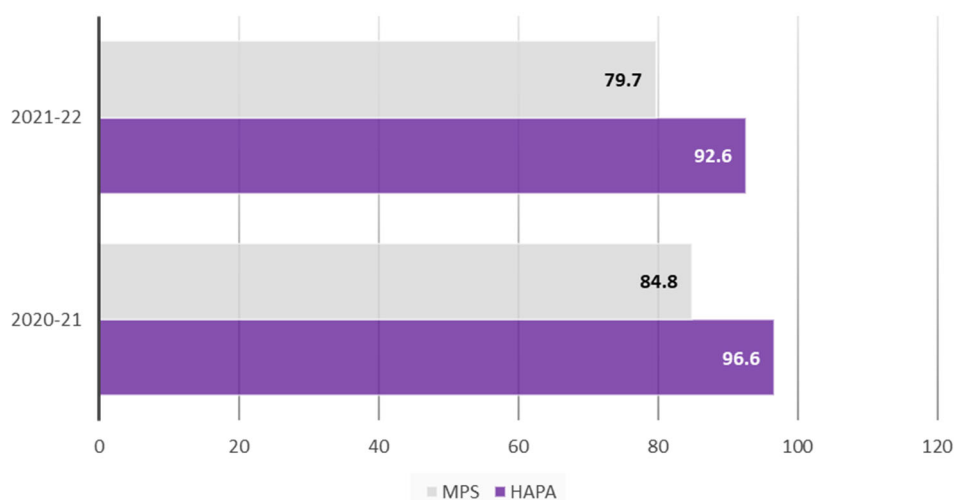


HAPA's mission is to provide students with rigorous academics, character development and Hmong cultural values, preparing them to excel in colleges, universities, and careers.

Enrollment and Demographics

	2020-21	2021-22	2022-23
Total Enrollment	1,823	1,779	1,824
English Language Learners	13.7%	16.0%	16.0%
Students with Disabilities	4.4%	3.7%	3.5%
Economically Disadvantaged	85.0%	83.0%	82.3%
Asian	97.7%	97.6%	97.5%
Hispanic	1.0%	1.2%	1.3%
Multiple	0.1%	0.4%	0.4%
Black or African American	0.7%	0.4%	0.3%
White	0.5%	0.3%	0.4%
Native Hawaiian or Other Pacific Islander	—	—	0.1%

Attendance Rate

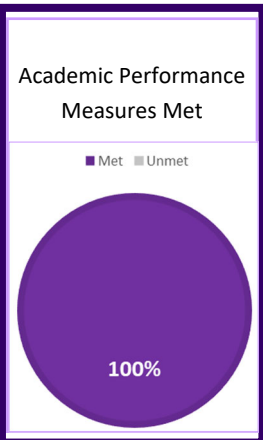




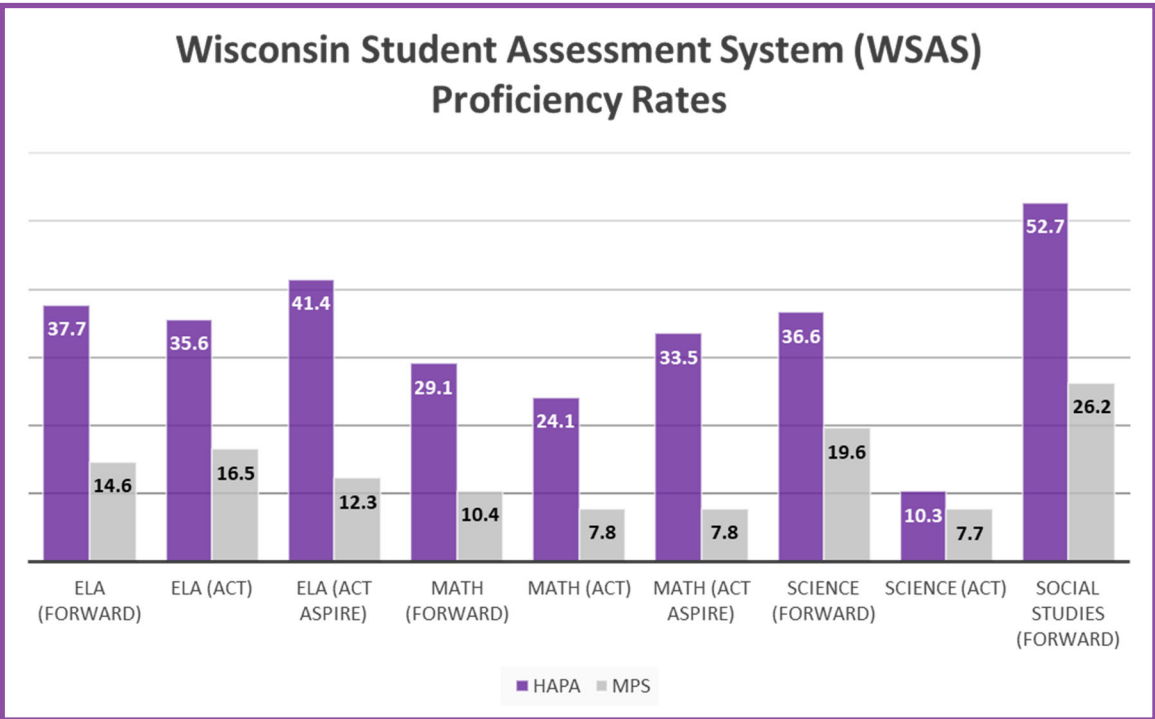
Financial Audit	
Conclusion of Audit Report	Unmodified
Material Weaknesses Identified	No
Noncompliance Material to the Financial Statements Noted	No
Financial Findings	None
Questioned Costs	None
Notes/Comments	

Climate and Culture

	HAPA	MPS
Mobility Rate	1.4%	13.8%
Stability Rate	95.4%	78.9%
Suspension Rate	0.2%	13.3%
4th Grade Promotion Rate	100%	99.7%
8th Grade Promotion Rate	100%	99.7%
Graduation Rate	89.2%	64.8%



Data reflects 2021-22 school year



HONEY CREEK CONTINUOUS PROGRESS SCHOOL

Instrumentality Charter School

Honey Creek Charter School is committed to educating all students for success in higher education, careers, and responsible citizenship.



General Information

6701 West Eden Place
Milwaukee, WI 53220
414-604-7900
mpsmke.com/honeycreek

School Leader: Gitanjali Chawla

Board President: Tracy Tischer

Established: 2005


Grades Serve: K4-5

Contract Term: 2020 to 2025

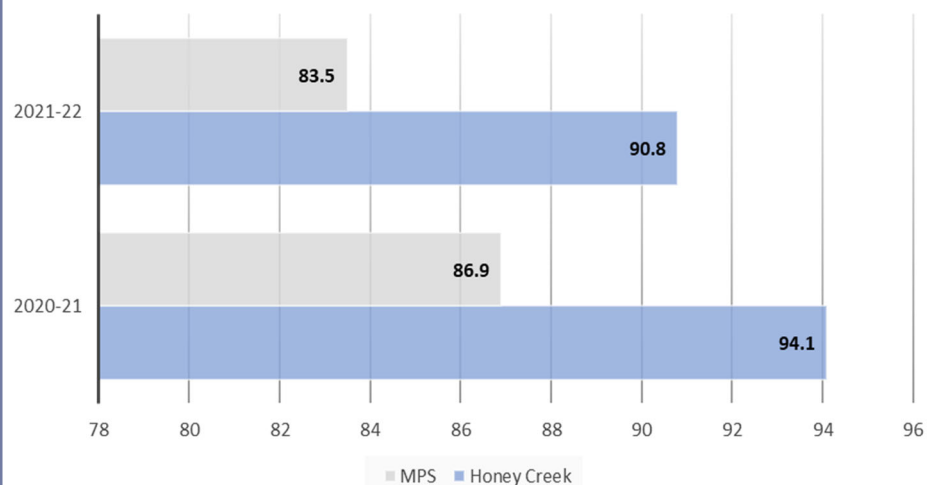
Maximum FTE: 410

Enrollment and Demographics

	2020-21	2021-22	2022-23
Total Enrollment	374	355	371
English Language Learners	3.2%	3.9%	2.2%
Students with Disabilities	20.9%	20.8%	21.0%
Economically Disadvantaged	83.7%	74.6%	79.5%
Hispanic	28.0%	41.1%	41.5%
White	29.9%	27.3%	23.2%
Black or African American	23.8%	15.8%	18.1%
Asian	4.3%	3.4%	5.1%
Multiple	0.0%	11.5%	12.1%
American Indian or Alaska Native	0.8%	0.8%	—



Attendance Rate





Climate and Culture

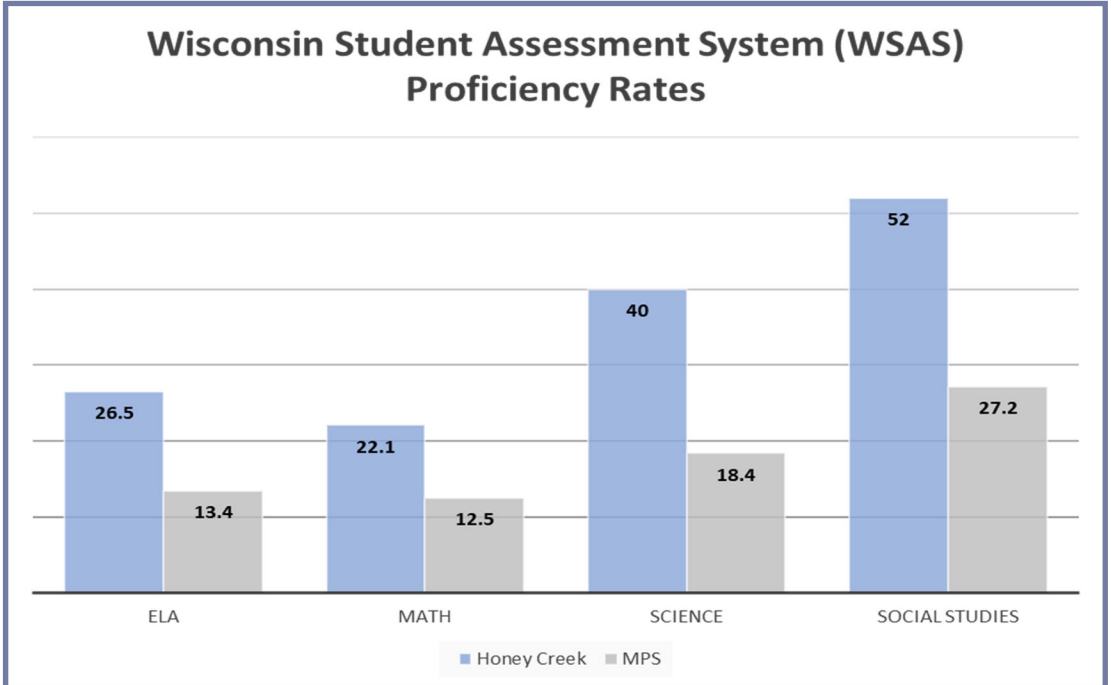
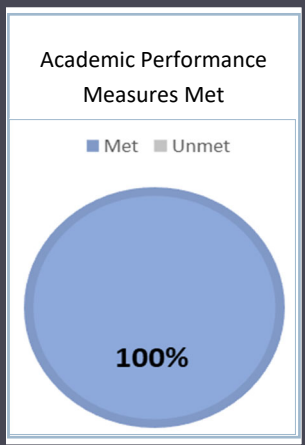
	Honey Creek	MPS
Mobility Rate	8.2%	11.6%
Stability Rate	82.9%	80.3%
Suspension Rate	0.8%	5.2%
4th Grade Promotion Rate	100%	99.7%

Financial Audit

Conclusion of Audit Report	Compliant
Material Weaknesses Identified	No
Noncompliance Material to the Financial Statements Noted	No
Financial Findings	None
Questioned Costs	None
Notes/Comments	



Data reflects 2021-22 school year



INDIVIDUALIZED DEVELOPMENTAL EDUCATIONAL APPROACHES TO LEARNING (I.D.E.A.L)



General Information

1420 West Goldcrest Avenue
 Milwaukee, WI 53221
 414-267-1600
 mpsmke.com/ideal

School Leader: Jennifer Carter

Board President: Cheryl Stewart-Carter

Established: 2001

Grades Serve: K4-8

Contract Term: 2021 to 2026

Maximum FTE: 350



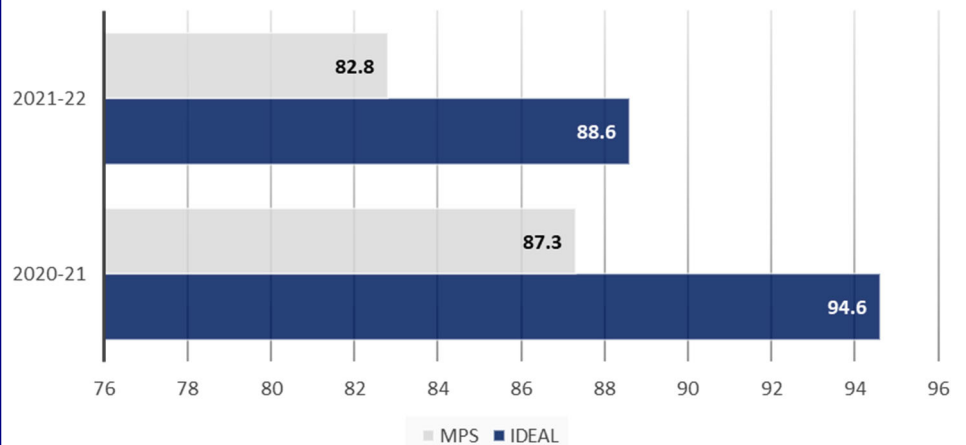
Instrumentality Charter School

I.D.E.A.L's mission is to ensure the healthy development and high academic success of all students through the unique multi-age program. I.D.E.A.L has five constructs of its educational program; multi-age inclusive classrooms, students actively engaged in meaningful learning, assessment by performance product demonstration, shared governance model, and community involvement.

Enrollment and Demographics

	2020-21	2021-22	2022-23
Total Enrollment	267	229	248
English Language Learners	10.5%	14.8%	16.5%
Students with Disabilities	19.5%	19.2%	19.8%
Economically Disadvantaged	89.1%	79.5%	70.6%
Hispanic	48.3%	52.0%	56.5%
White	22.8%	21.8%	15.7%
Black or African American	24.7%	14.0%	15.3%
Asian	3.7%	7.4%	10.5%
Multiple	0.0%	3.9%	1.6%
American Indian or Alaska Native	0.4%	0.4%	0.4%
Native Hawaiian or Other Pacific Islander	0.0%	0.4%	—

Attendance Rate





Climate and Culture

	I.D.E.A.L	MPS
Mobility Rate	11.3%	12.3%
Stability Rate	86.3%	79.7%
Suspension Rate	2.3%	11.1%
4th Grade Promotion Rate	100%	99.7%
8th Grade Promotion Rate	100%	99.7%

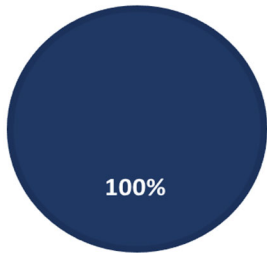


Financial Audit

Conclusion of Audit Report	Compliant
Material Weaknesses Identified	No
Noncompliance Material to the Financial Statements Noted	No
Financial Findings	None
Questioned Costs	None
Notes/Comments	

Academic Performance Measures Met

■ Met ■ Unmet



Wisconsin State Report Card Rating:

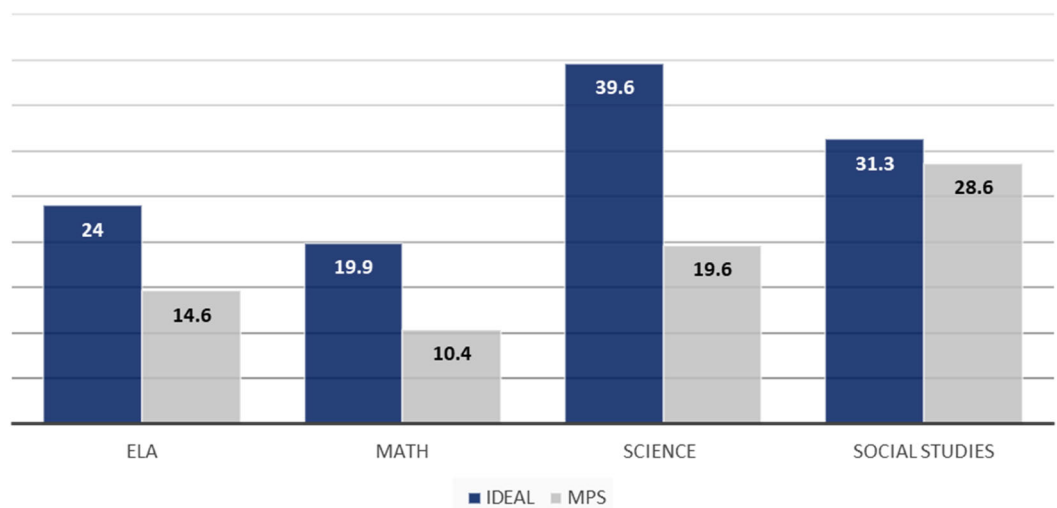
Exceeds Expectations

73.2



Data reflects 2021-22 school year

Wisconsin Student Assessment System (WSAS) Proficiency Rates



LA CAUSA CHARTER SCHOOL



General Information

1643 South Second Street
Milwaukee, WI 53204

809 West Greenfield Avenue
Milwaukee, WI 53204

414-902-1660

lacausa.org

CEO: George Torres

Board President: Robert Kotecki


Principal: Kari Hendricks

Established: 2003

Grades Serve: K4-8

Contract Term: 2021 to 2026

Maximum FTE: 810



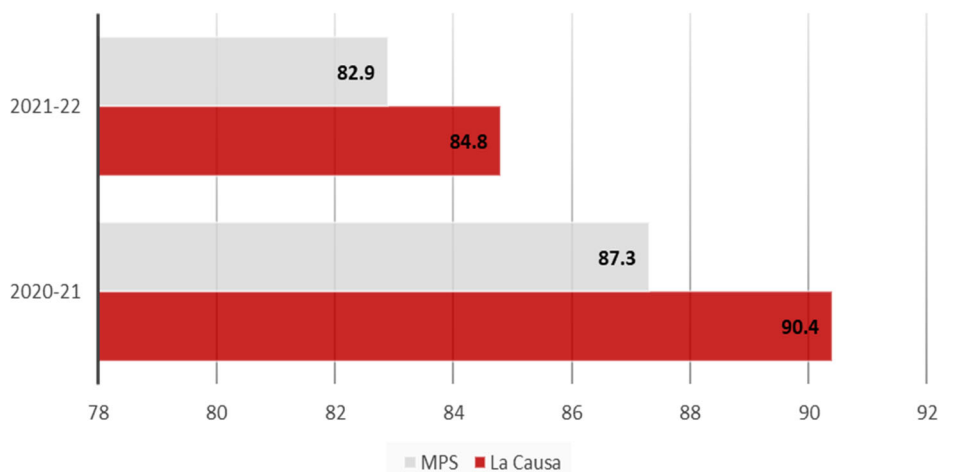
Non-Instrumentality Charter School

La Causa's mission is to provide innovative, foundational, and culturally rich academic programs focused on fine arts and vocational education, bilingual education and English as a Second Language, while engaging the entire family in their children's educational experience. La Causa's goal is for students to become bilingual, biliterate, and bicultural.

Enrollment and Demographics

	2020-21	2021-22	2022-23
Total Enrollment	695	675	627
English Language Learners	54.5%	56.6%	60.0%
Students with Disabilities	14.7%	12.7%	11.6%
Economically Disadvantaged	79.0%	84.1%	76.7%
Hispanic	98.1%	98.1%	97.1%
White	0.1%	0.0%	0.2%
Black or African American	1.6%	1.9%	2.6%
Asian	0.1%	0.0%	—
Multiple	—	—	0.2%

Attendance Rate





Climate and Culture

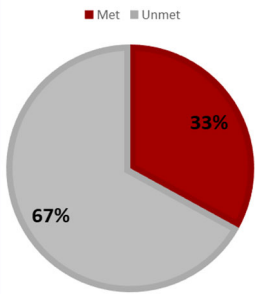
	La Causa	MPS
Mobility Rate	6.6%	12.3%
Stability Rate	86.3%	79.7%
Suspension Rate	3.6%	11.1%
4th Grade Promotion Rate	100%	99.7%
8th Grade Promotion Rate	100%	99.7%



Financial Audit

Conclusion of Audit Report	Unmodified
Material Weaknesses Identified	No
Noncompliance Material to the Financial Statements Noted	No
Financial Findings	None
Questioned Costs	None
Notes/Comments	

Academic Performance Measures Met



Wisconsin State Report Card Rating:

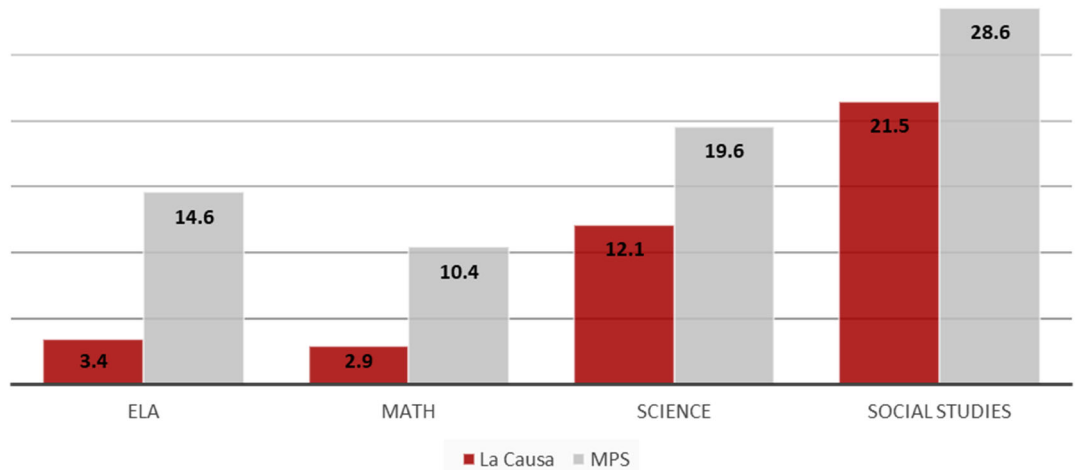
Meets Few Expectations

51.2



Data reflects 2021-22 school year

Wisconsin Student Assessment System (WSAS) Proficiency Rates



MILWAUKEE COLLEGE PREP 36TH STREET



General Information

2449 North 36th Street
 Milwaukee, WI 53210
 414-445-8020
 milwaukeecollegeprep.com

CEO: Robert Rauh
Board President: Ronald Sadoff
Principal: Brooke Halsey
Established: 2016
Grades Serve: K4-8
Contract Term: 2021 to 2026
Maximum FTE: 500



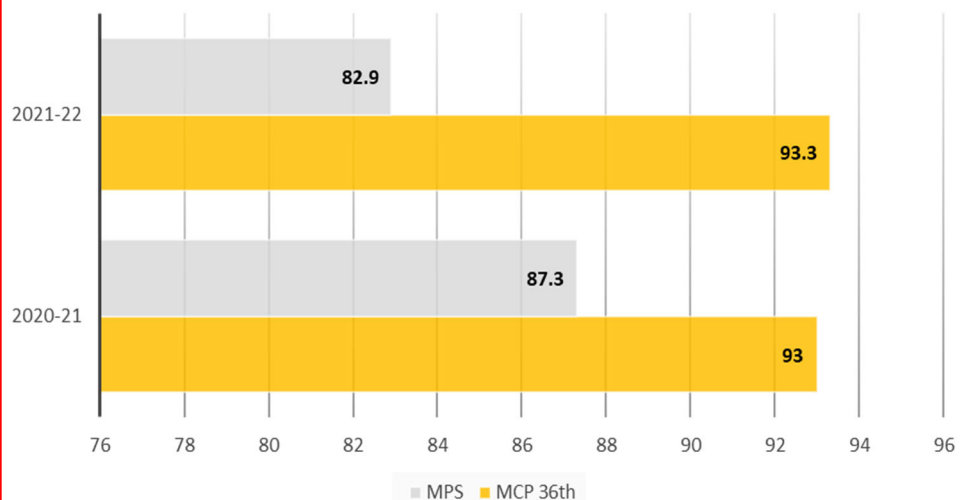
Non-Instrumentality Charter School

Milwaukee College Prep's (MCP) mission is knowledge plus character pave the road to college and beyond. As important as academic rigor is, without qualities like curiosity, resilience, optimism, empathy, and humility, scholars will not have the tools they need to apply knowledge, therefore character education is equally important.

Enrollment and Demographics

	2020-21	2021-22	2022-23
Total Enrollment	512	496	498
English Language Learners	0.0%	0.0%	0.0%
Students with Disabilities	10.9%	12.5%	12.4%
Economically Disadvantaged	75.8%	79.2%	84.3%
Black or African American	97.3%	92.1%	90.6%
Hispanic	2.1%	3.2%	3.8%
Multiple	0.6%	4.6%	4.6%
American Indian or Alaska Native	—	—	0.8%
White	—	—	0.2%

Attendance Rate





Financial Audit

Conclusion of Audit Report

Material Weaknesses Identified

Noncompliance Material to the Financial Statements Noted

Financial Findings

Questioned Costs

Notes/Comments

Approved extension for December 30, 2022

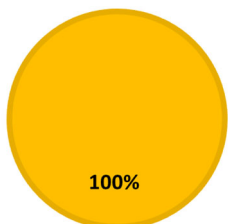
Climate and Culture

	MCP 36th	MPS
Mobility Rate	1.4%	12.3%
Stability Rate	88.1%	79.7%
Suspension Rate	18.3%	11.1%
4th Grade Promotion Rate	100%	99.7%
8th Grade Promotion Rate	100%	99.7%



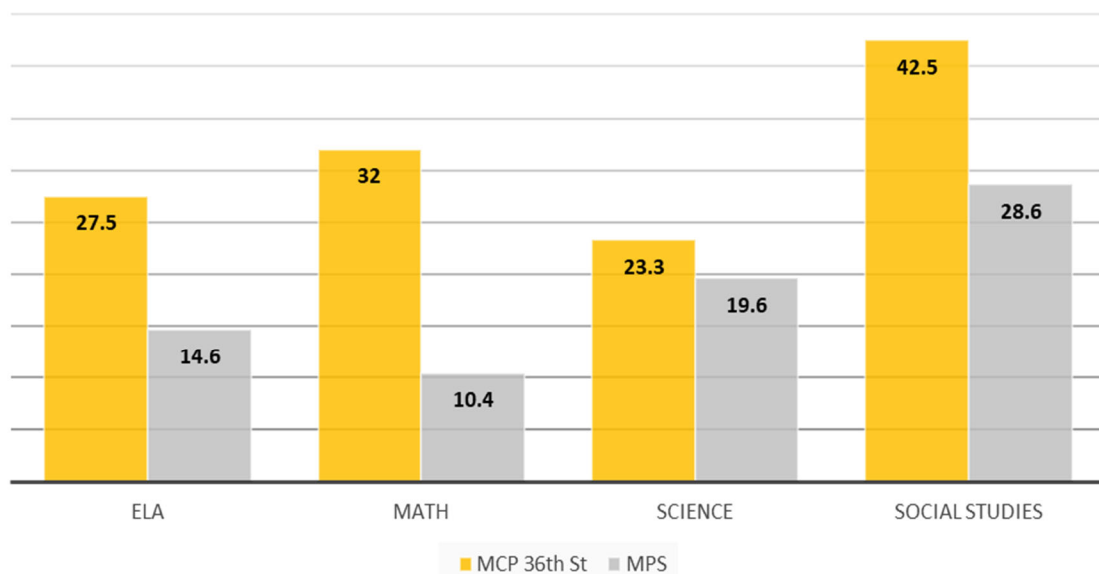
Academic Performance Measures Met

Met Unmet



Data reflects 2021-22 school year

Wisconsin Student Assessment System (WSAS) Proficiency Rates



Wisconsin State Report Card Rating:

Exceeds Expectations

72.4



MILWAUKEE COLLEGE PREP 38TH STREET



General Information

2623 North 38th Street

Milwaukee, WI 53210

414-445-1000

milwaukeecollegeprep.com

CEO: Robert Rauh

Board President: Ronald Sadoff

Interim Principal: Nghia Williams

Established: 2011

Grades Serve: K4-8

Contract Term: 2021 to 2026

Maximum FTE: 500



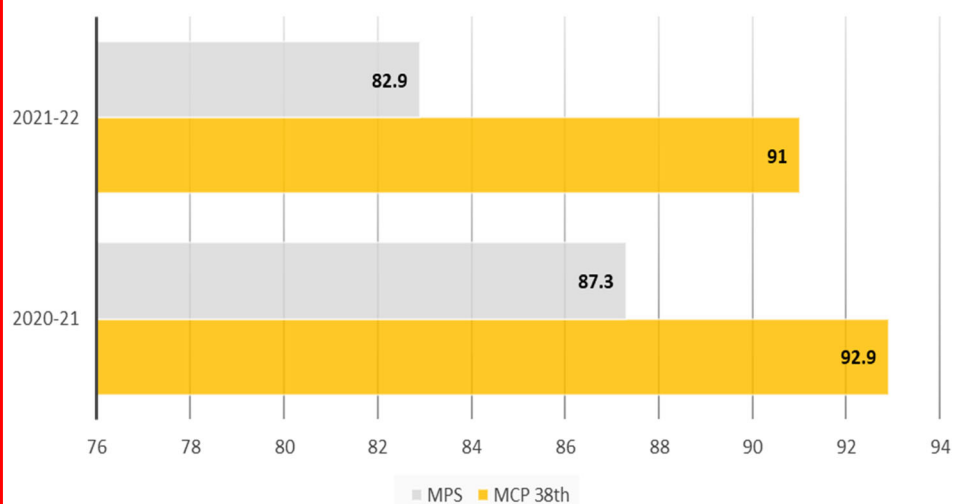
Non-Instrumentality Charter School

Milwaukee College Prep's (MCP) mission is knowledge plus character pave the road to college and beyond. As important as academic rigor is, without qualities like curiosity, resilience, optimism, empathy, and humility, scholars will not have the tools they need to apply knowledge, therefore character education is equally important.

Enrollment and Demographics

	2020-21	2021-22	2022-23
Total Enrollment	511	495	465
English Language Learners	0.0%	0.0%	0.0%
Students with Disabilities	15.7%	14.3%	16.6%
Economically Disadvantaged	77.5%	81.0%	84.9%
Black or African American	94.5%	92.7%	92.9%
Hispanic	3.5%	2.8%	3.2%
White	2.0%	1.6%	0.4%
Multiple	0.0%	2.8%	3.2%
American Indian or Alaska Native	—	—	0.2%

Attendance Rate





Financial Audit

- Conclusion of Audit Report
- Material Weaknesses Identified
- Noncompliance Material to the Financial Statements Noted
- Financial Findings
- Questioned Costs

Notes/Comments

Approved Extension for December 30, 2022

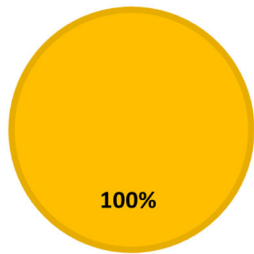
Climate and Culture

	MCP 38th	MPS
Mobility Rate	0.0%	12.3%
Stability Rate	86.0%	79.7%
Suspension Rate	15.8%	11.1%
4th Grade Promotion Rate	100%	99.7%
8th Grade Promotion Rate	100%	99.7%



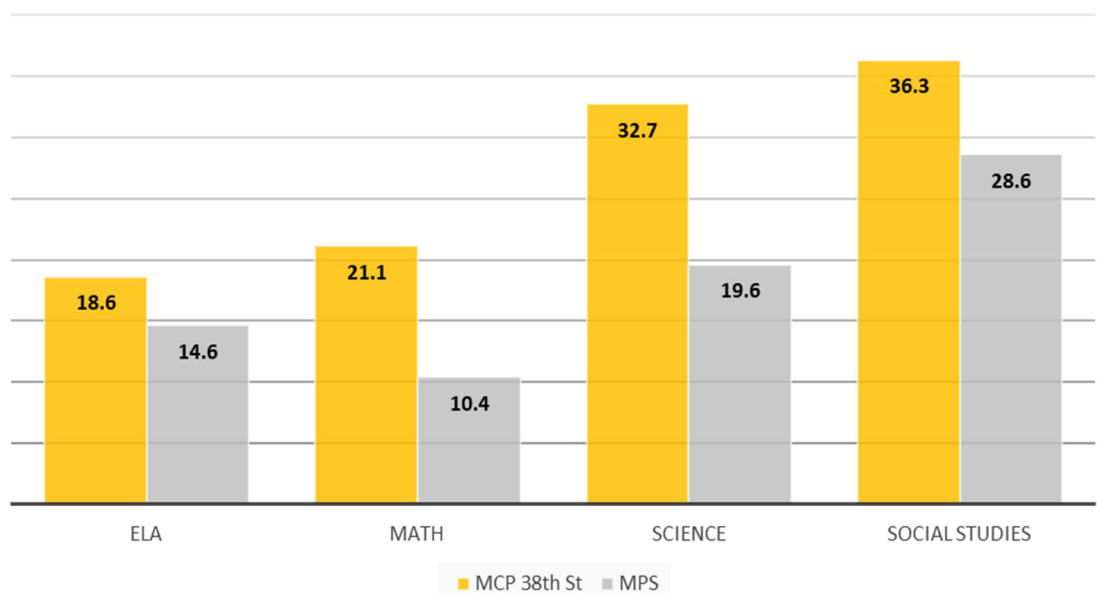
Academic Performance Measures Met

■ Met ■ Unmet



Data reflects 2021-22 school year

Wisconsin Student Assessment System (WSAS) Proficiency Rates



Wisconsin State Report Card Rating:

Exceeds Expectations

70.7



MILWAUKEE COLLEGE PREP LLOYD STREET



General Information

1228 West Lloyd Street

Milwaukee, WI 53205

414-264-6000

milwaukeecollegeprep.com

CEO: Robert Rauh

Board President: Ronald Sadoff

Principal: Al Keith IV

Established: 2011

Grades Serve: K4-8

Contract Term: 2021 to 2026

Maximum FTE: 500



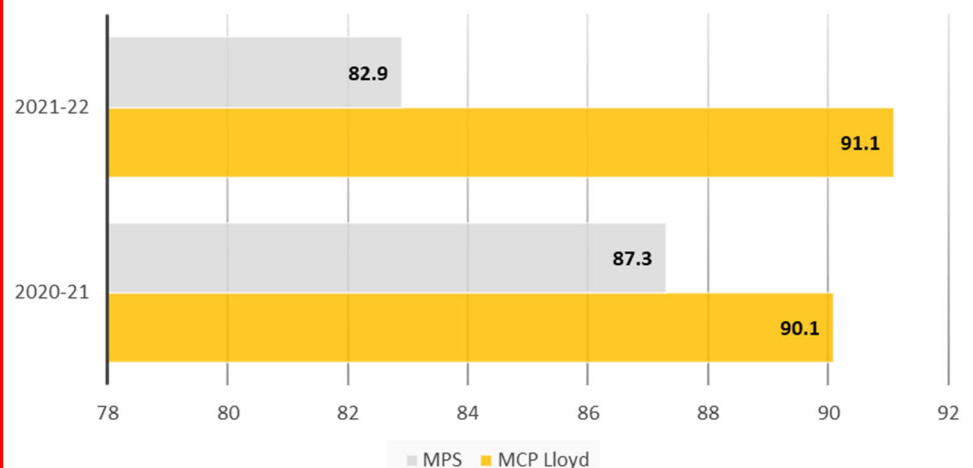
Non-Instrumentality Charter School

Milwaukee College Prep's (MCP) mission is knowledge plus character pave the road to college and beyond. As important as academic rigor is, without qualities like curiosity, resilience, optimism, empathy, and humility, scholars will not have the tools they need to apply knowledge, therefore character education is equally important.

Enrollment and Demographics

	2020-21	2021-22	2022-23
Total Enrollment	506	488	489
English Language Learners	0.0%	0.0%	0.0%
Students with Disabilities	13.6%	13.7%	15.5%
Economically Disadvantaged	85.4%	88.1%	85.1%
Black or African American	94.3%	92.6%	93.0%
Hispanic	4.3%	5.1%	3.9%
White	1.4%	0.8%	1.2%
Multiple	0.0%	1.4%	1.6%
American Indian or Alaska Native	—	—	0.2%

Attendance Rate





Climate and Culture

	MCP Lloyd	MPS
Mobility Rate	0.2%	12.3%
Stability Rate	88.3%	79.7%
Suspension Rate	16.4%	11.1%
4th Grade Promotion Rate	100%	99.7%
8th Grade Promotion Rate	100%	99.7%

Financial Audit

Conclusion of Audit Report

Material Weaknesses Identified

Noncompliance Material to the Financial Statements Noted

Financial Findings

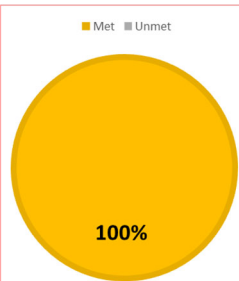
Questioned Costs

Notes/Comments

Approved extension for December 30, 2022

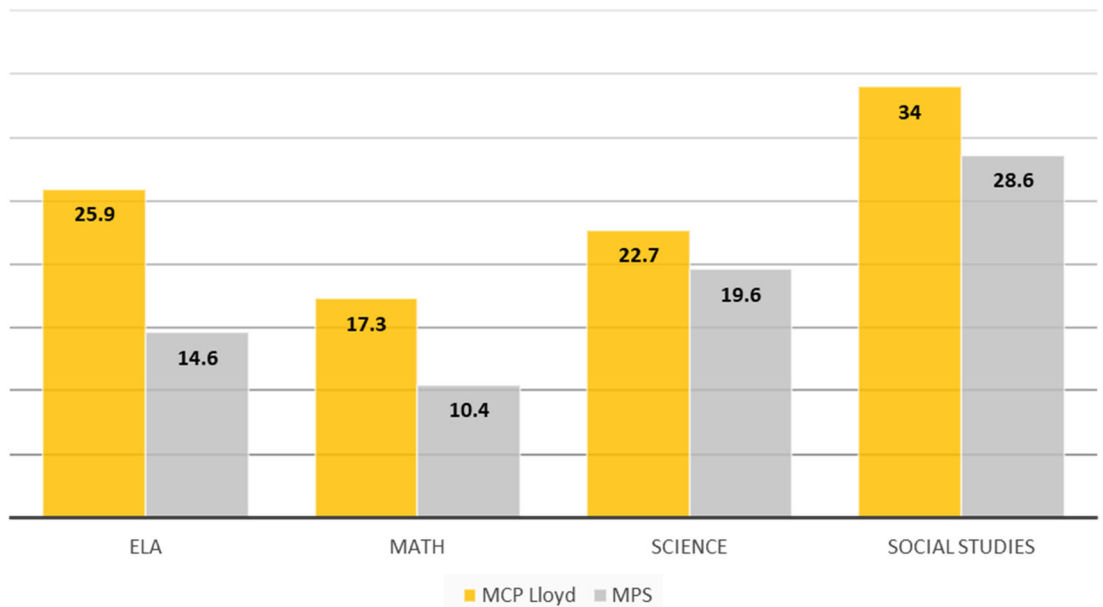


Academic Performance Measures Met



Data reflects 2021-22 school year

Wisconsin Student Assessment System (WSAS) Proficiency Rates



Wisconsin State Report Card Rating:

Meets Expectations

66.1



MILWAUKEE COLLEGE PREP LOLA ROWE NORTH



General Information

1350 West North Avenue
 Milwaukee, WI 53205
 414-264-6600
 milwaukeecollegeprep.com

CEO: Robert Rauh

Board President: Ronald Sadoff

Principal: Kanika Burks

Established: 2016

Grades Serve: K4-8

Contract Term: 2021 to 2026

Maximum FTE: 500



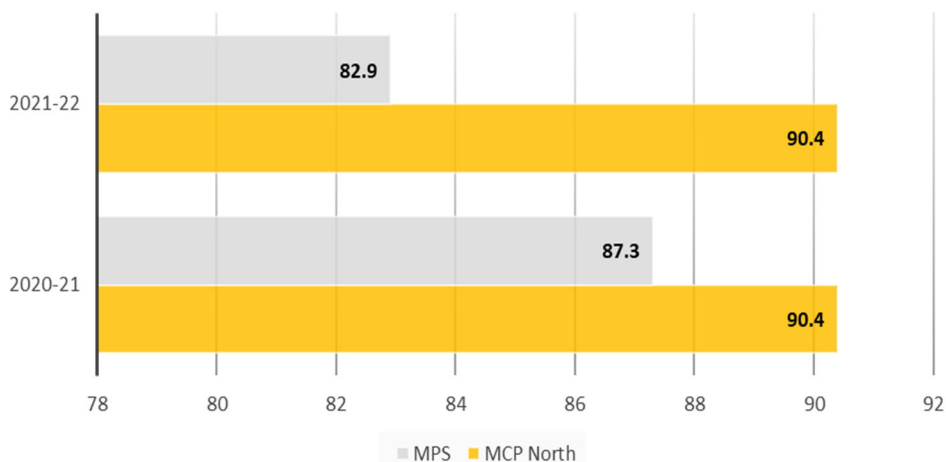
Non-Instrumentality Charter School

Milwaukee College Prep's (MCP) mission is knowledge plus character pave the road to college and beyond. As important as academic rigor is, without qualities like curiosity, resilience, optimism, empathy, and humility, scholars will not have the tools they need to apply knowledge, therefore character education is equally important.

Enrollment and Demographics

	2020-21	2021-22	2022-23
Total Enrollment	499	502	507
English Language Learners	0.0%	0.0%	0.0%
Students with Disabilities	11.4%	13.3%	13.8%
Economically Disadvantaged	80.4%	83.5%	86.8%
Black or African American	97.4%	94.4%	95.1%
Hispanic	1.6%	2.2%	2.4%
White	0.8%	1.0%	1.0%
American Indian or Alaska Native	0.2%	0.2%	0.2%
Multiple	0.0%	1.0%	1.4%

Attendance Rate





Financial Audit

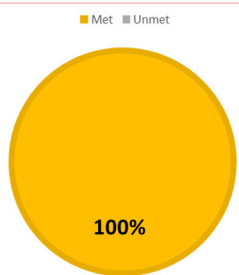
Conclusion of Audit Report	
Material Weaknesses Identified	
Noncompliance Material to the Financial Statements Noted	
Financial Findings	
Questioned Costs	
Notes/Comments	Approved extension for December 30, 2022

Climate and Culture

	MCP North	MPS
Mobility Rate	0.4%	12.3%
Stability Rate	82.8%	79.7%
Suspension Rate	12.7%	11.1%
4th Grade Promotion Rate	100%	99.7%
8th Grade Promotion Rate	100%	99.7%



Academic Performance Measures Met



Data reflects 2021-22 school year

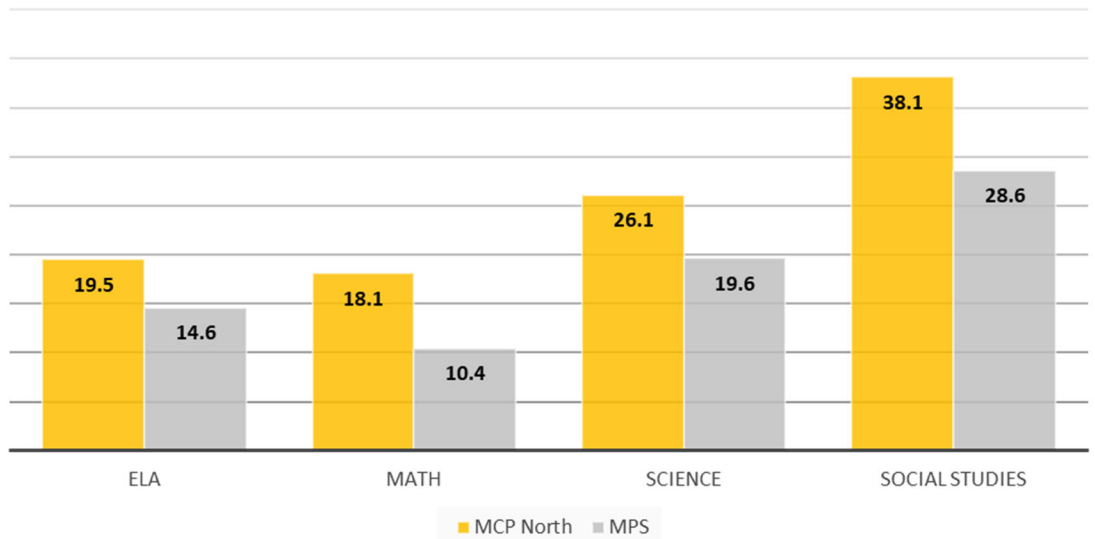
Wisconsin State Report Card Rating:

Exceeds Expectations

70.9




Wisconsin Student Assessment System (WSAS) Proficiency Rates



MILWAUKEE ENVIRONMENTAL SCIENCES ACADEMY

Non-Instrumentality Charter School



General Information

6600 West Melvina Street
 Milwaukee, WI 53216
 414-353-3830
 mesa-school.org

Executive Director:
 Dr. Laci Coppins-Robbins

Board President:
 Dr. John Peterburs

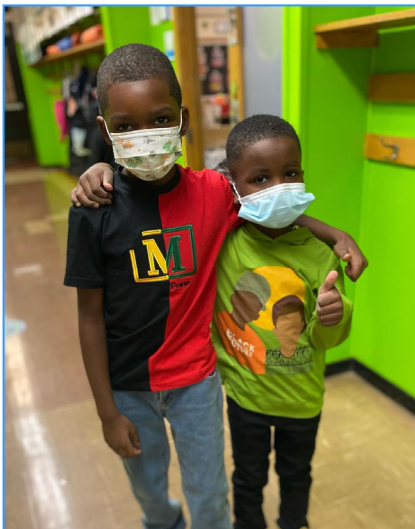
Principal: Janet Colvin

Established: 2013

Grades Serve: K4-8

Contract Term: 2022 to 2025

Maximum FTE: 400

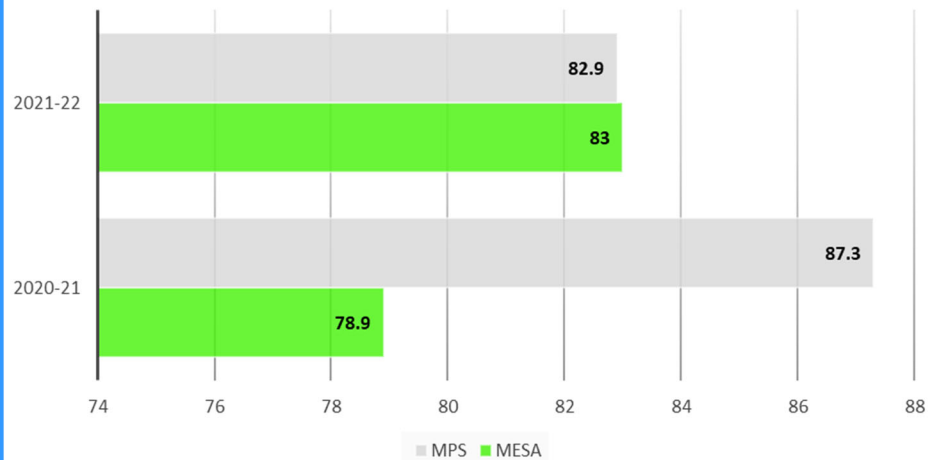



As an EL Education School (formerly known as Expeditionary Learning), MESA, is dedicated to creating a safe, nurturing, and rigorous learning environment that supports the intellectual, physical, social, and emotional growth of all its scholars. Emphasis is placed on engaging scholars in active learning, real-world problem solving, and decision making, with a focus on environmental stewardship and community involvement.

Enrollment and Demographics

	2020-21	2021-22	2022-23
Total Enrollment	355	339	296
English Language Learners	0.0%	0.6%	0.3%
Students with Disabilities	11.0%	10.9%	11.1%
Economically Disadvantaged	82.8%	94.7%	86.8%
Black or African American	88.5%	90.6%	90.5%
Hispanic	8.2%	5.9%	6.1%
White	1.4%	1.5%	1.0%
Asian	1.7%	1.2%	1.0%
Multiple	0.3%	0.9%	1.4%

Attendance Rate





Financial Audit

Conclusion of Audit Report

Material Weaknesses Identified

Noncompliance Material to the Financial Statements Noted

Financial Findings


Questioned Costs

Notes/Comments

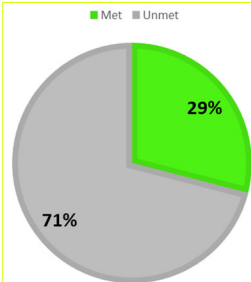
Approved extension for
January 31, 2023

Climate and Culture

	MESA	MPS
Mobility Rate	3.0%	12.3%
Stability Rate	74.7%	79.7%
Suspension Rate	15.6%	13.3%
4th Grade Promotion Rate	100%	99.7%
8th Grade Promotion Rate	100%	99.7%

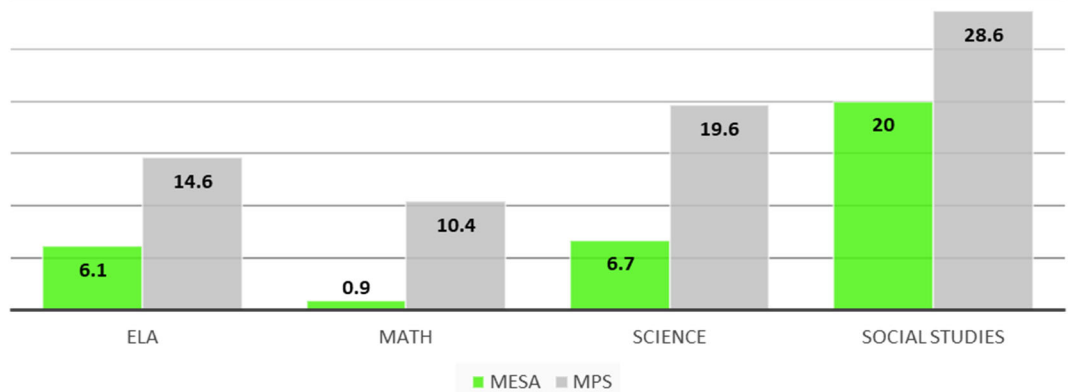


Academic Performance Measures Met



Data reflects 2021-22 school year

Wisconsin Student Assessment System (WSAS) Proficiency Rates



Wisconsin State Report Card Rating:

Meets Expectations

66.9



MILWAUKEE EXCELLENCE CHARTER SCHOOL

Non-Instrumentality Charter School



General Information

Middle School:

4950 North 24th Street
Milwaukee, WI 53209

414-464-7188

High School:

7171 W. Brown Deer Rd.
Milwaukee, WI 53223

414-315-6820

mkeexcellence.org

CEO: Rodney Lynk, Jr

Board President: William Mahler

Interim MS Principal:

Lyndee Belanger

HS Principal: Dr. Kristen Roloff

Established: 2016

Grades Serve: 6-12

Contract Term: 2021 to 2026

Maximum FTE: 840

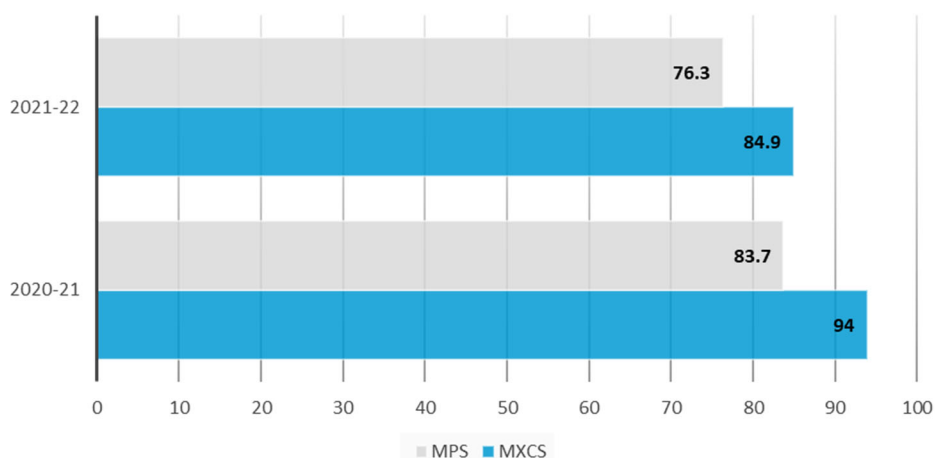


Milwaukee Excellence's mission is that through rigorous academics and character education essential for success is to educate students in grades 6 through 12 to excel within and graduate from four-year colleges and to pursue the professions of their choice.

Enrollment and Demographics

	2020-21	2021-22	2022-23
Total Enrollment	529	587	537
Grade Levels	6-10	6-11	6-12
English Language Learners	0.0%	0.0%	0.2%
Students with Disabilities	13.6%	14.1%	13.8%
Economically Disadvantaged	74.7%	83.1%	75.2%
Black or African American	97.5%	93.0%	93.5%
Hispanic	0.8%	2.2%	2.8%
White	0.8%	0.5%	0.7%
American Indian or Alaska Native	0.2%	0.2%	—
Asian	0.8%	0.9%	0.9%
Multiple	0.0%	3.2%	1.9%
Native Hawaiian or Other Pacific Islander	—	—	0.2%

Attendance Rate





Financial Audit

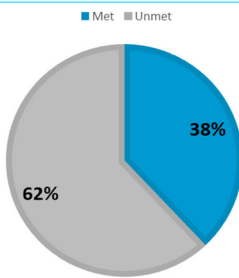
Conclusion of Audit Report	Unmodified
Material Weaknesses Identified	No
Noncompliance Material to the Financial Statements Noted	No
Financial Findings	None
Questioned Costs	None
Notes/Comments	Wisconsin Charter School Program Grant Recipient— Cohort 1

Climate and Culture

	Excellence	MPS
Mobility Rate	2.3%	14.3%
Stability Rate	75.5%	77.6%
Suspension Rate	34.6%	23.8%
8th Grade Promotion Rate	100%	99.7%



Academic Performance Measures Met



Wisconsin State Report Card Rating:

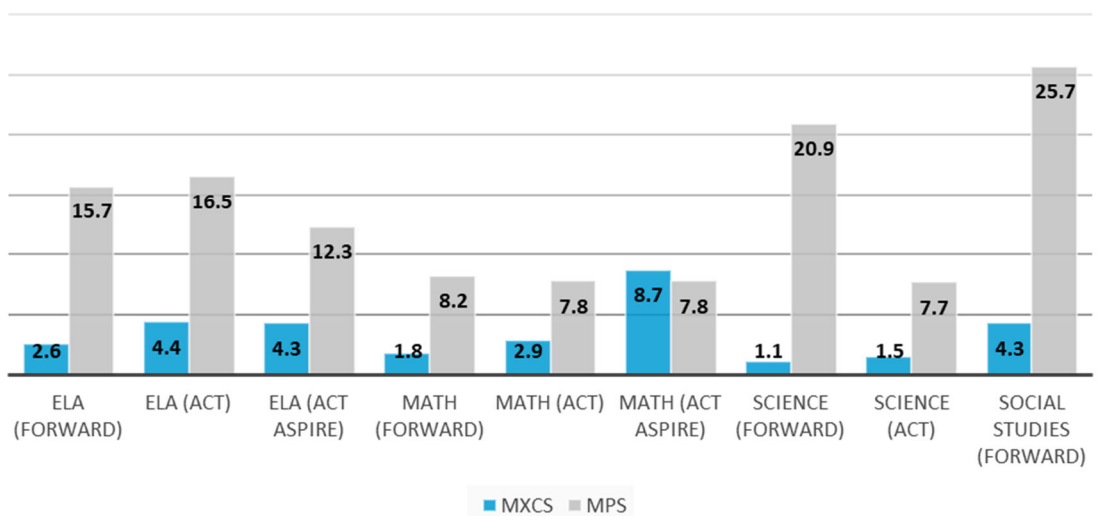
Meets Few Expectations

55



Data reflects 2021-22 school year (grades 6-11)

Wisconsin Student Assessment System (WSAS) Proficiency Rates



NEXT DOOR CHARTER SCHOOL



General Information

29th Street Campus:

2545 North 29th Street
Milwaukee, WI 53210

Capitol Drive Campus:

5310 West Capitol Drive
Milwaukee, WI 53205

414-562-2929

nextdoormke.org

President: Dr. Tracey Sparrow

Board President: Bradley Jansen

Established: 2005

Grades Serve: K4-K5

Contract Term: 2021 to 2024



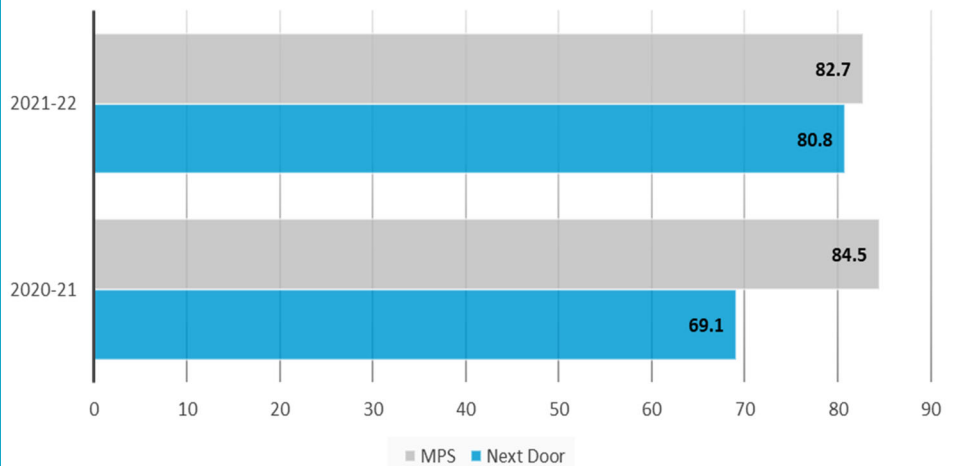
Non-Instrumentality Charter School

Next Door's mission is to support the intellectual, spiritual, and emotional development of children so they can become self-sufficient, contributing members of the community.

Enrollment and Demographics

	2020-21	2021-22	2022-23
Total Enrollment	232	195	179
English Language Learners	0.0%	0.0%	0.0%
Students with Disabilities	16.4%	15.4%	17.9%
Economically Disadvantaged	43.5%	67.2%	33.5%
Black or African American	96.6%	92.3%	94.4%
Hispanic	3.4%	4.1%	3.4%
Native Hawaiian or Other Pacific Islander	0.0%	0.5%	0.6%
Multiple	0.0%	3.1%	—
White	—	—	1.1%
American Indian or Alaska Native	—	—	0.6%

Attendance Rate





Financial Audit

Conclusion of Audit Report	Unmodified
Material Weaknesses Identified	No
Noncompliance Material to the Financial Statements Noted	No
Financial Findings	None
Questioned Costs	None
Notes/Comments	

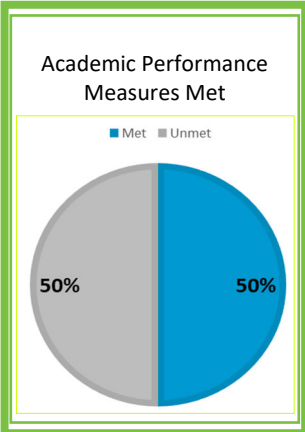


Climate and Culture

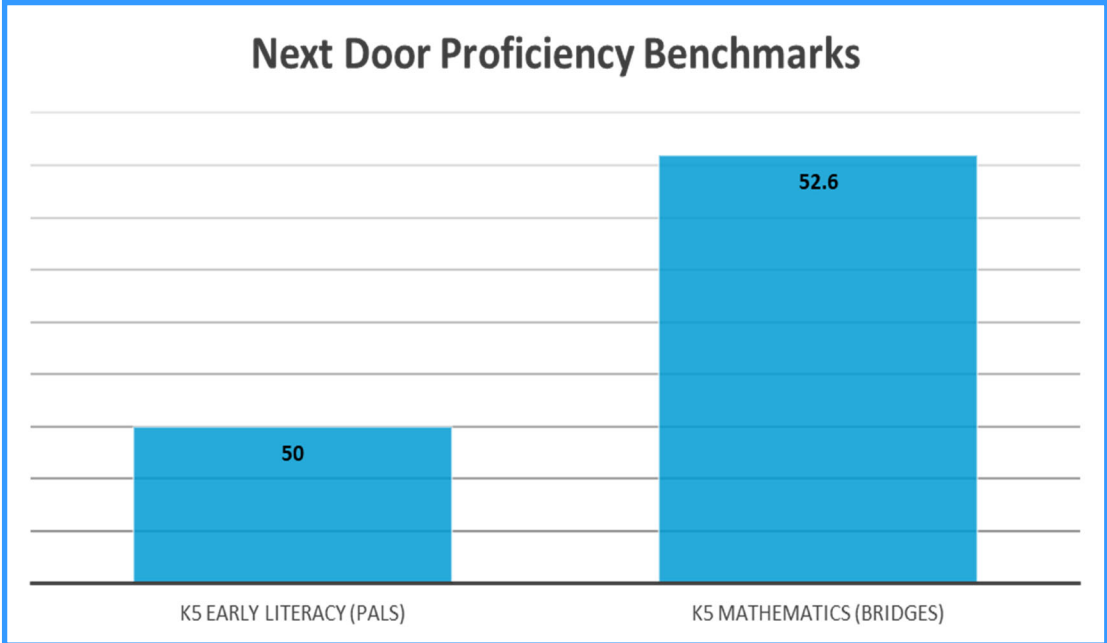
	Next Door	MPS
	Door	
Mobility Rate	12.2%	13.7%



Data reflects 2021-22 school year



Wisconsin State Report Card Rating:
Not Applicable



WHITTIER ELEMENTARY SCHOOL

Instrumentality Charter School



Whittier's mission is to provide a safe, caring learning environment in which staff, students, parents, and community relationships merge to foster high academic achievement for students.

General Information

4382 South Third Street
Milwaukee, WI 53207
414-294-1400
mpsmke.com/whittier

School Leader: Peggy Mystrow

Board President: Stephanie Murphy

Established: 2013

Grades Served: K4-5

Contract Term: 2021 to 2026

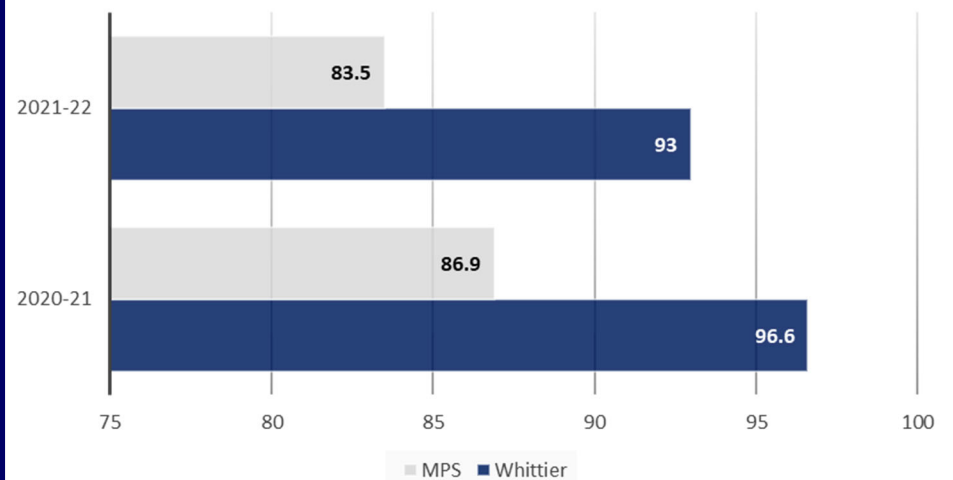
Maximum FTE: 225

Enrollment and Demographics

	2020-21	2021-22	2022-23
Total Enrollment	194	152	141
English Language Learners	1.0%	1.3%	1.4%
Students with Disabilities	11.9%	10.5%	11.3%
Economically Disadvantaged	50.0%	54.6%	56.7%
Hispanic	34.5%	33.6%	35.5%
White	11.7%	35.5%	35.5%
Black or African American	20.1%	13.8%	15.6%
Asian	6.7%	5.9%	4.3%
Multiple	—	11.2%	9.2%



Attendance Rate





Financial Audit

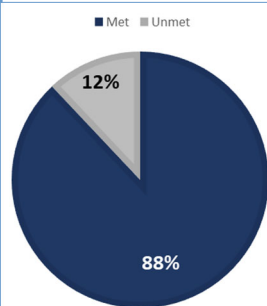
Conclusion of Audit Report	Compliant
Material Weaknesses Identified	No
Noncompliance Material to the Financial Statements Noted	No
Financial Findings	No
Questioned Costs	No
Notes/Comments	

Climate and Culture

	Whittier	MPS
Mobility Rate	6.7%	11.6%
Stability Rate	78.8%	80.3%
Suspension Rate	1.9%	5.2%
4th Grade Promotion Rate	100%	99.7%

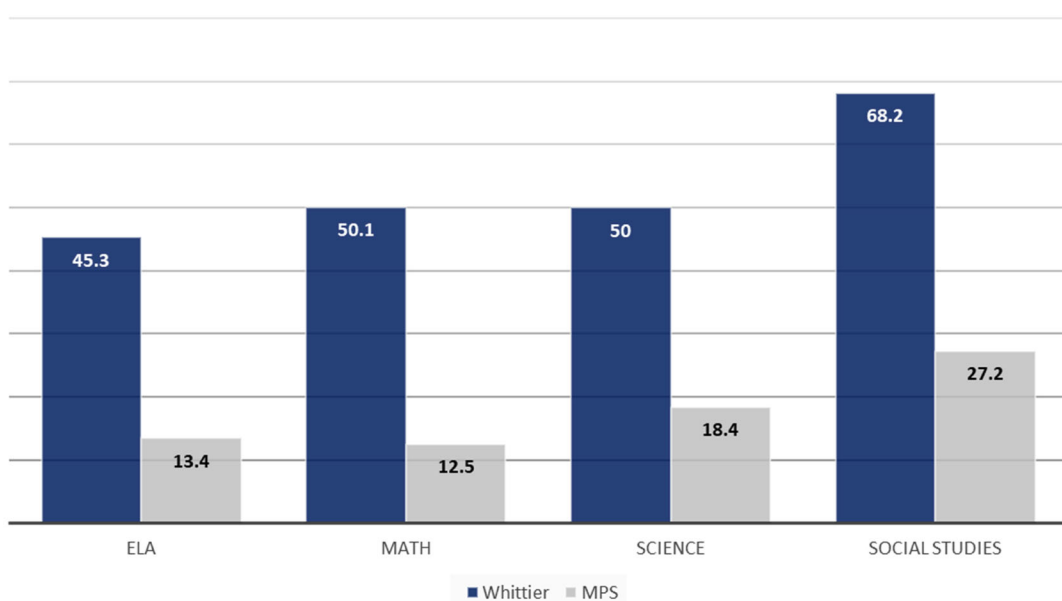


Academic Performance Measures Met



Data reflects 2021-22 school year

Wisconsin Student Assessment System (WSAS) Proficiency Rates



Wisconsin State Report Card Rating:

Exceeds Expectations

80.9



Milwaukee Board of School Directors

Board members may be contacted at the MPS Office of Board Governance, (414) 475-8284.
Jacqueline M. Mann, Ph.D., Board Clerk/Chief



Bob Peterson, Ed.D.
At-Large, President



Sequanna Taylor
District 3, Vice President



Marva Herndon
District 1



Erika Siemsen
District 2



Aisha Carr
District 4



Jilly Gokalgandhi
District 5



Marcela (Xela) Garcia
District 6



Henry Leonard
District 7



Megan O'Halloran
District 8



**MILWAUKEE
PUBLIC SCHOOLS**

5225 W. Vliet St.
Milwaukee, WI 53208
(414) 475-8002
mpsmke.com

Dr. Keith P. Posley, *Superintendent*

MPS Senior Team

Katrice Cotton, Ed.D., Chief School Administration Officer
Martha Kreitzman, Chief Financial Officer
Adria D. Maddaleni, J.D., Chief Human Resources Officer
Jennifer Mims-Howell, Chief Academic Officer

NONDISCRIMINATION NOTICE

It is the policy of Milwaukee Public Schools, as required by section 118 .13, Wisconsin Statutes, that no person will be denied admission to any public school or be denied the benefits of, or be discriminated against in any curricular, extracurricular, pupil services, recreational or other program or activity because of the person's sex, race, color, religion, national origin, ancestry, creed, pregnancy, marital or parental status, sexual orientation or physical, mental, emotional or learning disability .

This policy also prohibits discrimination under related federal statutes, including Title VI of the Civil Rights Act of 1964 (race, color, and national origin), Title IX of the Education Amendments of 1972 (sex), Section 504 of the Rehabilitation Act of 1973 (disability), and the Americans with Disabilities Act of 1990 (disability) . The individuals named below have been designated to handle inquiries regarding the nondiscrimination policies .

For section 118 .13, Wisconsin Statutes, federal Title IX: Matthew Boswell, Senior Director, Department of Student Services, Room 133, Milwaukee Public Schools, 5225 W. Vliet St ., P.O. Box 2181, Milwaukee, WI, 53201-2181

For section 504 of the Rehabilitation Act of 1973 (Section 504), federal Title II: Jessica Coyle, Section 504/ADA Coordinator, Department of Specialized Services, 6620 W. Capitol Dr ., Milwaukee, WI, 53216, (414) 438-3677

ASL: (414) 438-3458