

**(Watertown Unified School District)**  
**2021-2022**  
**Charter School Authorizer Annual Report**

## Authorizer Annual Report Checklist

When completing the Charter School Authorizer Annual Report, verify that:

- All sections of the report are present, and all schedules are completed and attached.
- For school district authorizers, the schedule of authorizer operating costs has been included as a supplement to the school district's annual audited financial statements submitted to DPI.
- The report has been completed at the authorizer level, rather than completed for an individual school.
- Authorizer operating costs have been identified in Section VI. This section should not be left blank.
- The operating costs reported in Section VI reflect **only** the costs the authorizing entity incurred while fulfilling the duties under Wis. Stat. s. 118.40 (3m)(a) to (e) which include:
  - Soliciting and evaluating charter school applications,
  - Considering the principles and standards for quality authorizing established by the National Association of Charter School Authorizers,
  - Giving preference in the awarding of contracts for the operation of charter schools that serve children at risk,
  - Approving high-quality charter schools that meet identified educational needs and promote a diversity of educational choices, and
  - Monitoring the performance and compliance with Wis. Stat. s. 118.40 of each charter school with which it contracts.

The operating costs in this section should **not** reflect the operating costs for the authorized charter school(s).

- The total amounts reported in Section VI and Section VII are not the same. As noted above, Section VI should only include operating costs the authorizing entity incurred while fulfilling the duties under Wis. Stat. 118.40 (3m)(a) to (e); while Section VII should include the costs of services the authorizing entity provided to the charter schools with which it contracts. **The expenditures in Section VI and Section VII should not match.**
- Costs reported in Section VII are only the costs of services provided to the charter school(s). Examples of the types of costs that should be reported in this section include but are not limited to: costs for business office services, costs for food services, curriculum services, professional development services, etc. **The expenditures in Section VI and Section VII should not match.**

**For further instructions and requirements related to completing each section of this report see the charter school authorizer annual report technical assistance document at <http://dpi.wi.gov/sms/charter-schools/information-authorizers>.**

**SECTION I: AUTHORIZER INFORMATION**

<b>Authorizing Entity:</b>	<b>WUSD</b>
<b>Authorizer Address:</b>	<b>111 Dodge St, Watertown, WI 53094</b>
<b>Authorizer Contact Person:</b>	<b>David Vitale</b>
<b>Contact Person Title:</b>	<b>Assistant Superintendent – Educational Services</b>
<b>Contact Person Phone:</b>	<b>(920) 262-1460, ext. 3203</b>
<b>Contact Person Email:</b>	<b>vitaled@watertown.k12.wi.us</b>

**SECTION II: CHARTER SCHOOL INFORMATION**

*(Add additional lines or attach additional sheets, if necessary.)*

<b>Charter Schools Currently Under Contract in 2021-2022:</b>			
<b>School Name:</b>	<b>Charter School's Governing Board Legal Entity Name:</b>	<b>Contract Term Dates (7/1/20xx – 6/30/20xx):</b>	<b>Grades Served:</b>
<b>Endeavor Charter School</b>	<b>Endeavor Charter School Corp.</b>	<b>7/1/2018-6/30/2023</b>	<b>9-12</b>
<b>eCampus Academy</b>	<b>Endeavor Charter School Corp.</b>	<b>7/1/2020-6/30/2025</b>	<b>4K-12</b>

<b>Charter Schools with Non-renewed or Revoked Contract during 2021-2022:</b>			
<b>School Name:</b>	<b>Charter School's Governing Board Legal Entity Name:</b>	<b>Contract Term Dates (7/1/20xx – 6/30/20xx)*:</b>	<b>Reason for Non-renewal or Revocation:</b>

<b>Charter Schools that Closed During or at the Conclusion of 2021-2022:</b>			
<b>School Name:</b>	<b>Date of School Closure:</b>	<b>Contract Term Dates (7/1/20xx – 6/30/20xx):</b>	<b>Reason for Closure:</b>

Charter Schools Currently Approved During 2021-2022		
School Name:	Charter School's Governing Board Legal Entity Name:	Contract Term Dates (7/1/20xx – 6/30/20xx):

**Optional:**

Charter Schools Petitions Received but not Approved during 2021-2022:	
School Name:	Charter School's Governing Board Legal Entity Name:

**SECTION III: ACADEMIC PERFORMANCE OF CHARTER SCHOOLS**

In this section, provide a summary of the academic performance of each charter school that operated during the school year.

**We will be submitting the Alternate Accountability Form for eCampus that is due to the DPI in September. It will meet our stated goals. Endeavor's most recent accountability report is enclosed.**

**SECTION IV: FINANCIAL PERFORMANCE OF CHARTER SCHOOLS**

In this section, provide a summary of the financial performance of each charter school that operated during the school year. **Enclosed**

**SECTION V: OTHER CONTRACT TERMS AND EXPECTATIONS (OPTIONAL)**

In this section, provide a summary and discussion of any additional contract terms or expectations that the authorizer deems relevant to its report on the overall performance of the charter schools it authorizes.

**SECTION VI: AUTHORIZER OPERATING COSTS**

*(Complete and attach audited Schedule of Charter School Authorizer Operating Costs.)*

Examples of the types of costs that should be reported in the schedule of authorizer operating costs include, but are not limited to:

- o costs incurred by the authorizer to oversee and monitor its charter schools (i.e. salary and fringe for individuals who assume these duties);
- o costs incurred for soliciting, receiving, and reviewing applications for new charter schools (i.e. salary and fringe for individuals who assume these duties which may include administrative staff, business office staff, legal staff, etc.);
- o costs incurred for completing and analyzing charter school data for the purpose of making renewal and revocation decisions; and
- o any additional costs associated with duties under Wis. Stats. s. 118.40(3m)(a) to (e) *(please reference Technical Assistance document for the language of 118.30(3m)(a)-(e) )*.

Costs that should not be included in the schedule of authorizer operating costs include salary and fringe for the teachers at the charter school, costs of charter school transportation, curriculum services, food service, etc. **Only costs associated with the authorizer fulfilling its duties should be reported in this**

**schedule.**

**SECTION VII: SERVICES PROVIDED TO CHARTER SCHOOLS**

*(Complete and attach Schedule of Charter School Authorizer Services and Costs.)*

Examples of the types of costs that should be reported in the schedule of services and costs include, but are not limited to:

- costs for business office services;
- costs for food services;
- curriculum services; or
- professional development services.

Costs and types of services may vary depending upon the contractual relationship between the authorizer and the charter school. Please note that contracted services provided to a charter and authorizer costs are not the same. **The expenditures in Section VI and Section VII should not match.**

(INSERT AUTHORIZING ENTITY NAME)

**Section VI**

**SCHEDULE OF CHARTER SCHOOL AUTHORIZER OPERATING COSTS**

**FISCAL YEAR ENDING (2022)**

**ENCLOSED**

<b>OPERATING ACTIVITY</b>	<b>WUFAR OBJECT CODE</b>	<b>COST</b>
EMPLOYEE SALARIES	100	
EMPLOYEE BENEFITS	200	
PURCHASED SERVICES	300	
NON-CAPITAL OBJECTS	400	
CAPITAL OBJECTS	500	
INSURANCE & JUDGEMENTS	700	
OTHER (REPLACE OTHER WITH AN ACTIVITY NAME)	900	
OTHER (REPLACE OTHER WITH AN ACTIVITY NAME)	900	
<b>TOTAL</b>		

(INSERT AUTHORIZING ENTITY NAME)

**SECTION VII**

**SCHEDULE OF CHARTER SCHOOL AUTHORIZER SERVICES AND COSTS**

**FISCAL YEAR ENDING (2022)**

**ENCLOSED**

SERVICES PROVIDED	FUNCTION CODE	COST
REGULAR CURRICULUM	120000	
SPECIAL EDUCATION	150000	
HEALTH SERVICES	214000	
PSYCHOLOGICAL SERVICES	215000	
CURRICULUM DEVELOPMENT	221200	
INSTRUCTIONAL STAFF TRAINING	221300	
GENERAL ADMINISTRATION	230000	
BUILDING ADMINISTRATION	240000	
BUSINESS SERVICES	252000	
GENERAL OPERATIONS	253000	
PUPIL TRANSPORTATION	256000	
TECHNOLOGY	266000	
OTHER SERVICES (REPLACE OTHER WITH A SERVICE)		
<b>TOTAL</b>		

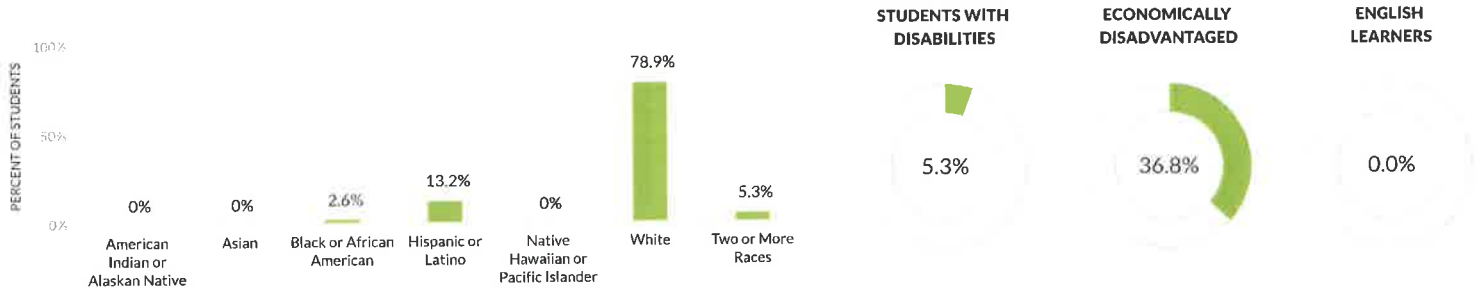


# OVERVIEW

## School Details

Grades : 9-12  
Enrollment : 38  
Percent open enrollment : 10.5%

## Student Groups



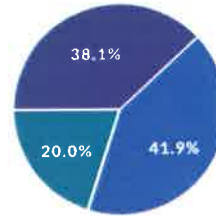
## Score Summary

**!** Due to the COVID-19 pandemic, please use caution when interpreting scores and ratings. Careful review of the detailed data on all pages is encouraged. Also, see <https://dpi.wi.gov/accountability/resources>.



**Exceeds Expectations**  
★★★★★


### PRIORITY AREA WEIGHTS




- ACHIEVEMENT
- GROWTH
- TARGET GROUP OUTCOMES
- ON-TRACK TO GRADUATION

## Priority Area Scores

### ACHIEVEMENT



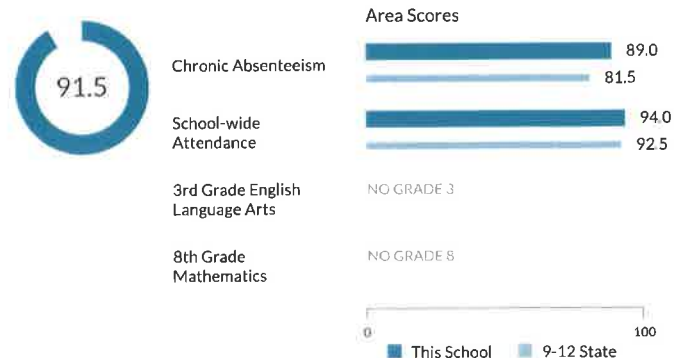
### GROWTH



### TARGET GROUP OUTCOMES



### ON-TRACK TO GRADUATION



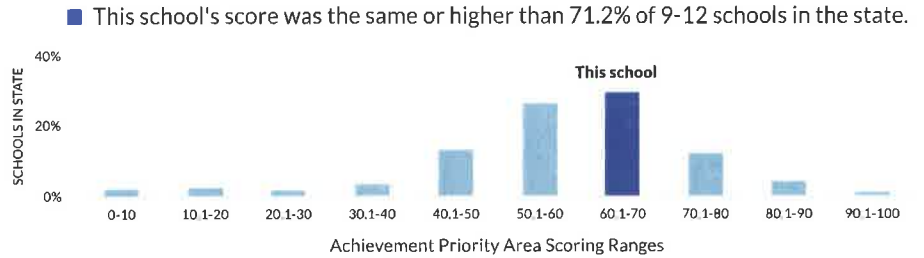




## ACHIEVEMENT

This priority area summarizes how this school's students performed on state assessments using a points-based proficiency system that gives partial credit for Basic test performance and extra credit for Advanced performance. The score is a multi-year average of English language arts and mathematics subscores.

### Priority Area Score



English Language Arts Score: 74.8

Mathematics Score: 56.7

### Student Group Achievement, 2020-21 (for information only)

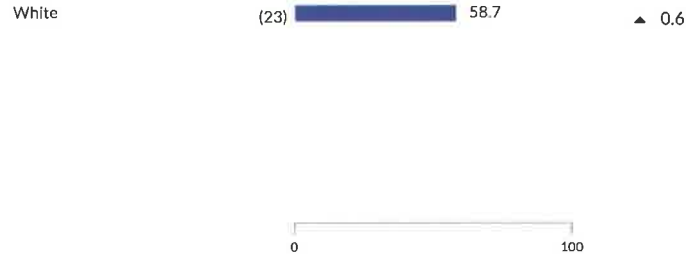
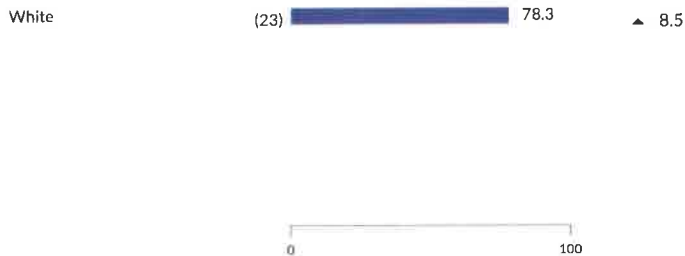
Group size is given in parentheses. Groups with fewer than 20 students are not displayed.

#### ENGLISH LANGUAGE ARTS

#### MATHEMATICS

Point change from prior year

Point change from prior year

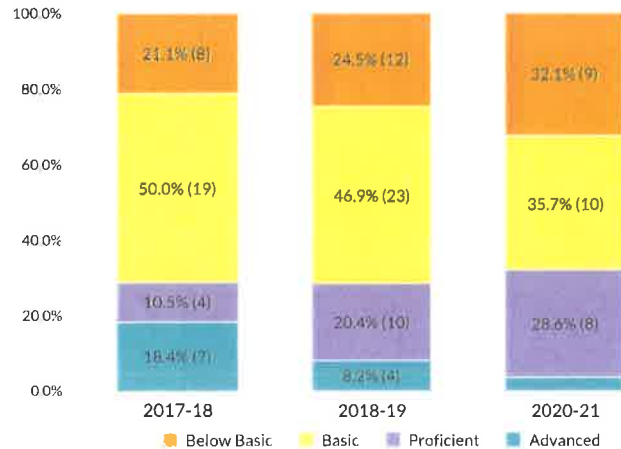
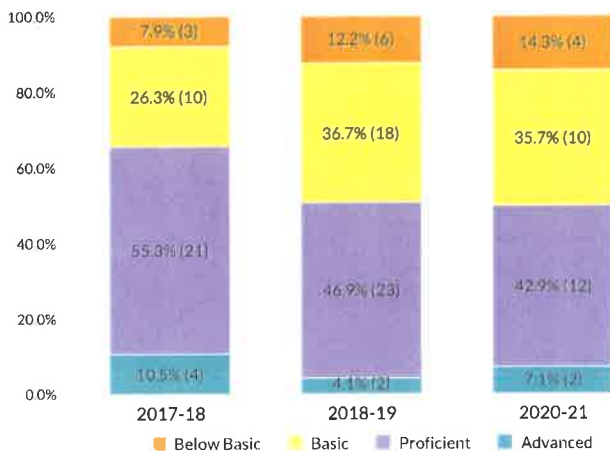


### Performance Levels by Year

These graphs show school-wide percentages and group sizes of students performing at each level.

#### ENGLISH LANGUAGE ARTS

#### MATHEMATICS





## ACHIEVEMENT - ADDITIONAL INFORMATION

The data on this page is for information only.

### Test Participation Rates, 2020-21

#### ENGLISH LANGUAGE ARTS

All students: 100.0%  
Lowest-participating group: NA

#### MATHEMATICS

All students: 100.0%  
Lowest-participating group: NA

### Student Group Performance Levels by Year

Groups with any full academic year students in tested grades are shown.

#### ENGLISH LANGUAGE ARTS

	2017-18					2018-19					2020-21				
	Total # Tested	Advanced	Proficient	Basic	Below Basic	Total # Tested	Advanced	Proficient	Basic	Below Basic	Total # Tested	Advanced	Proficient	Basic	Below Basic
All Students: 9-12 State	190,484	8.7%	34.2%	32.2%	24.9%	190,984	8.3%	32.5%	32.2%	26.9%	167,122	6.8%	32.4%	34.4%	26.4%
All Students	38	10.5%	55.3%	26.3%	7.9%	49	4.1%	46.9%	36.7%	12.2%	28	7.1%	42.9%	35.7%	14.3%
Black or African American	0	NA	NA	NA	NA	< 20	*	*	*	*	< 20	*	*	*	*
Hispanic or Latino	< 20	*	*	*	*	< 20	*	*	*	*	< 20	*	*	*	*
White	34	11.8%	61.8%	20.6%	5.9%	43	4.7%	44.2%	37.2%	14.0%	23	8.7%	52.2%	26.1%	13.0%
Two or More Races	< 20	*	*	*	*	< 20	*	*	*	*	< 20	*	*	*	*
Economically Disadvantaged	< 20	*	*	*	*	< 20	*	*	*	*	< 20	*	*	*	*
Students with Disabilities	< 20	*	*	*	*	< 20	*	*	*	*	< 20	*	*	*	*

#### MATHEMATICS

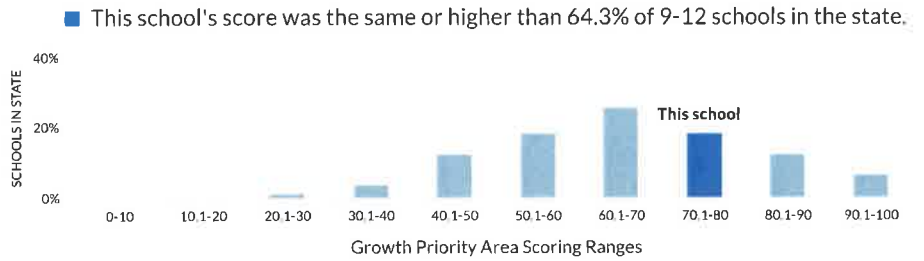
	2017-18					2018-19					2020-21				
	Total # Tested	Advanced	Proficient	Basic	Below Basic	Total # Tested	Advanced	Proficient	Basic	Below Basic	Total # Tested	Advanced	Proficient	Basic	Below Basic
All Students: 9-12 State	190,833	9.9%	29.3%	29.0%	31.8%	191,249	9.7%	27.8%	28.6%	33.9%	167,297	6.2%	27.7%	29.8%	36.3%
All Students	38	18.4%	10.5%	50.0%	21.1%	49	8.2%	20.4%	46.9%	24.5%	28	3.6%	28.6%	35.7%	32.1%
Black or African American	0	NA	NA	NA	NA	< 20	*	*	*	*	< 20	*	*	*	*
Hispanic or Latino	< 20	*	*	*	*	< 20	*	*	*	*	< 20	*	*	*	*
White	34	20.6%	11.8%	47.1%	20.6%	43	9.3%	20.9%	46.5%	23.3%	23	4.3%	34.8%	34.8%	26.1%
Two or More Races	< 20	*	*	*	*	< 20	*	*	*	*	< 20	*	*	*	*
Economically Disadvantaged	< 20	*	*	*	*	< 20	*	*	*	*	< 20	*	*	*	*
Students with Disabilities	< 20	*	*	*	*	< 20	*	*	*	*	< 20	*	*	*	*



## GROWTH

This priority area measures year-to-year student progress on statewide tests. It uses a value-added model that seeks to control for circumstances beyond the influence of educators. A high value-added score means that on average students in the school are progressing more quickly than other, similar students. Growth is scored from 0 to 100 to match the other priority areas and is a conversion from the roughly 0 to 6 value-added score.

### Priority Area Score



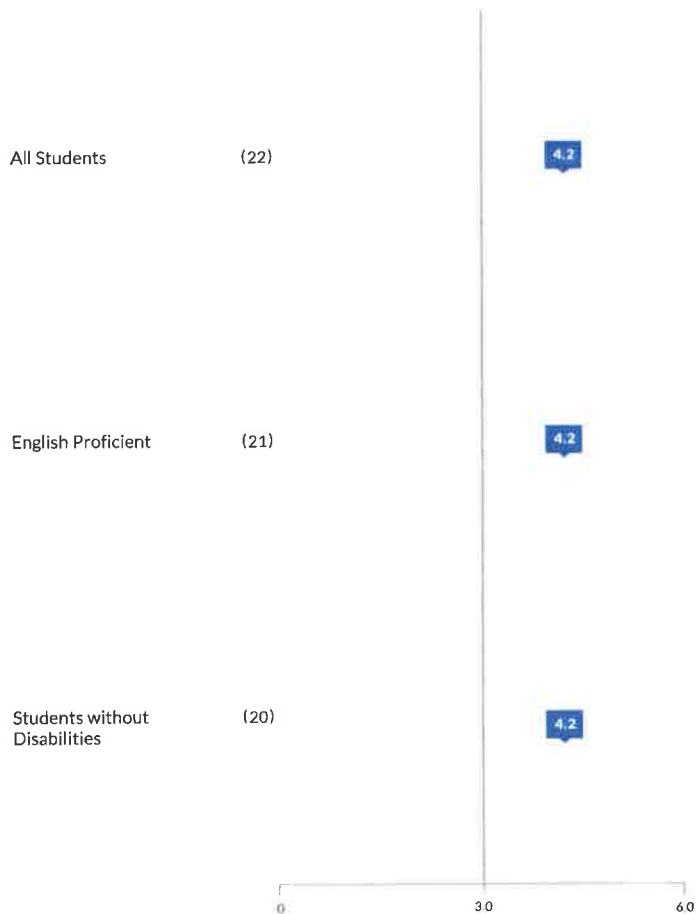
**English Language Arts Score:** 88.8

**Mathematics Score:** 52.7

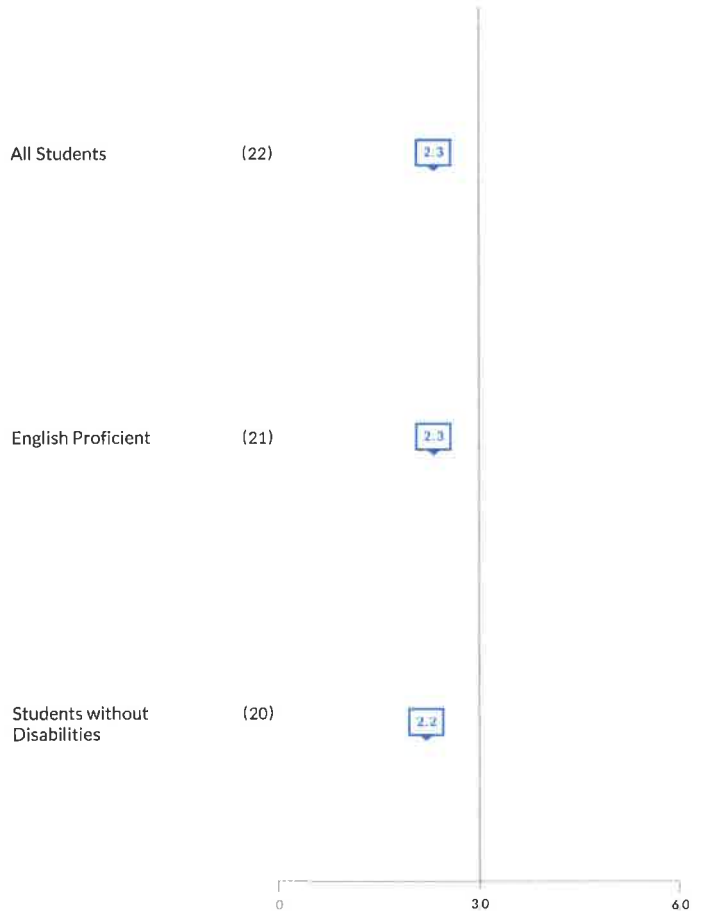
### Student Group Value-Added (for information only)

Value-added scores cover an approximately 0-6 range. Higher scores mean greater positive impact. A score of 3.0 is average. Group size is shown in parentheses. Groups with fewer than 20 students are not displayed. Shaded boxes indicate higher-than-average scores.

#### ENGLISH LANGUAGE ARTS



#### MATHEMATICS





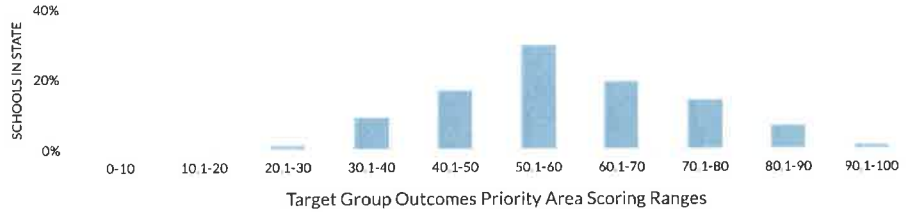
## TARGET GROUP OUTCOMES

This priority area examines outcomes for students with the lowest test scores — the Target Group. It is designed to promote equity by helping schools focus on learners who need the most support while also improving outcomes for all students. The priority area score combines component scores for achievement, growth, chronic absenteeism, and attendance or graduation rate. Data are not displayed when target groups have fewer than 20 students.

### Priority Area Score

NA

This is the distribution of scores for 9-12 schools in the state.



## Component Scores

### ACHIEVEMENT

Score: NA

Average points-based proficiency rates.

#### English Language Arts

NO DATA TO DISPLAY

#### Mathematics

NO DATA TO DISPLAY

### GROWTH

Score: NA

Value-added scores converted onto a 0-100 growth scale.

#### English Language Arts

NO DATA TO DISPLAY

#### Mathematics

NO DATA TO DISPLAY

### CHRONIC ABSENTEEISM

Score: NA

Score is 1 minus actual chronic absenteeism rate — the percentage of students who missed more than 10% of school days — so a higher score is better.

NO DATA TO DISPLAY

### ATTENDANCE

Score: NA

This score is the overall attendance rate for the Target Group in 2019-20.

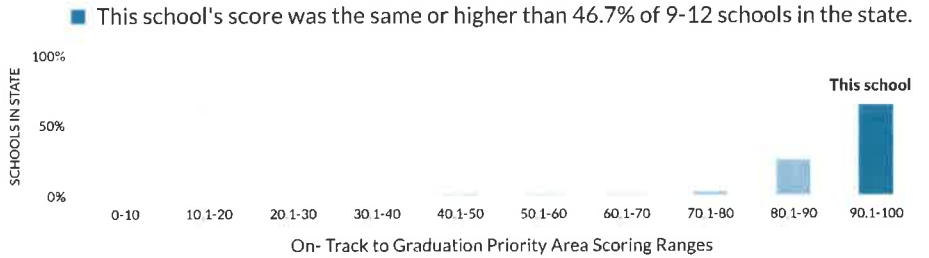
NO DATA TO DISPLAY



## ON-TRACK TO GRADUATION

This priority area indicates how successfully students are progressing toward completing their K-12 education. The score combines component scores for measures of student engagement and achievement.

### Priority Area Score



### Component Scores

#### CHRONIC ABSENTEEISM

Score: 89.0


Score is 1 minus actual chronic absenteeism rate — the percentage of students who missed more than 10% of school days — so a higher score is better.



#### SCHOOL-WIDE ATTENDANCE

Score: 94.0

This score is the overall attendance rate for the school in 2019-20.



#### 3RD GRADE ENGLISH LANGUAGE ARTS

Score: NA

Average points-based proficiency rates.

**NO GRADE 3**

#### 8TH GRADE MATHEMATICS

Score: NA

Average points-based proficiency rates.

**NO GRADE 8**



## ON-TRACK TO GRADUATION - ADDITIONAL INFORMATION

This page provides additional detail about chronic absenteeism and graduation and is for information only.

### Student Group Chronic Absenteeism Rates, Single-Year

	2017-18		2018-19		2019-20	
	Students	Rate	Students	Rate	Students	Rate
All Students: 9-12 State	265,727	18.9%	265,360	18.9%	264,745	17.9%
All Students	45	6.7%	57	8.8%	61	14.8%
Black or African American	0	NA	< 20	*	< 20	*
Hispanic or Latino	< 20	*	< 20	*	< 20	*
White	41	7.3%	49	10.2%	51	17.6%
Two or More Races	< 20	*	< 20	*	< 20	*
Economically Disadvantaged	< 20	*	< 20	*	22	18.2%
English Learners	0	NA	0	NA	< 20	*
Students with Disabilities	< 20	*	< 20	*	< 20	*

### Student Group Graduation Rates

This table shows for each of two cohorts the percentage of students starting high school together who graduated by 2019-20. The four-year rate pertains to students who started high school four years earlier, and the seven-year rate pertains to students who started seven years earlier.

	Four-year cohort graduation rate			Seven-year cohort graduation rate		
	Students in cohort	Graduates	Rate	Students in cohort	Graduates	Rate
All Students: 9-12 State	66,987	60,500	90.3%	65,509	60,787	92.8%
Hispanic or Latino	0	NA	NA	< 20	*	*
White	< 20	*	*	< 20	*	*
Two or More Races	< 20	*	*	0	NA	NA
Economically Disadvantaged	< 20	*	*	< 20	*	*
Students with Disabilities	0	NA	NA	< 20	*	*



## POSTSECONDARY PREPARATION, 2019-20

Section 115.385 (d)1-5., Wis. Stat., requires report cards to include data on pupil participation in various postsecondary preparation opportunities. All data are for grades 9-12. This is for information only and does not affect scores. Course and program data are reported by schools and districts to DPI, and this is the first time these data are included on report cards. Please use caution when interpreting these data. Asterisks replace all-student participation data if the school enrolled fewer than 20 students.

### Participation by Type of Postsecondary Preparation

ADVANCED COURSES		DUAL ENROLLMENT		INDUSTRY-RECOGNIZED CREDENTIALS		WORK-BASED LEARNING	
School	State	School	State	School	State	School	State
0.0%	19.2%	0.0%	17.8%	6.6%	1.4%	1.6%	2.4%
No students successfully completed an Advanced Placement or International Baccalaureate course.		No students successfully completed a dual enrollment course.		4 students earned at least one industry-recognized credential.		1 student participated in a work-based learning program.	

### Student Group Participation

This table compares the percentages of students in the school participating in different types of postsecondary preparation opportunities with the percentages for the state. All groups present in the school are shown. Total student enrollments are given for reference.

	Total # Enrolled		Advanced Courses		Dual Enrollment		Industry-Recognized Credentials		Work-Based Learning	
	School	State	School	State	School	State	School	State	School	State
Black or African American	<20	24,232	*	11.5%	*	9.9%	*	0.3%	*	0.8%
Hispanic or Latino	<20	31,812	*	14.7%	*	14.1%	*	0.9%	*	1.4%
White	50	188,332	0.0%	20.8%	0.0%	19.7%	8.0%	1.6%	0.0%	2.8%
Two or More Races	<20	9,226	*	16.1%	*	13.3%	*	1.1%	*	1.4%
Economically Disadvantaged	23	97,617	0.0%	11.0%	0.0%	13.7%	4.3%	0.8%	0.0%	1.7%
English Learners	<20	13,412	*	8.7%	*	14.1%	*	0.5%	*	1.3%
Students with Disabilities	<20	34,473	*	2.9%	*	10.2%	*	0.5%	*	1.4%



## ARTS COURSE INFORMATION, 2019-20

Section 115.385 (d)6., Wis. Stat., requires report cards to include data on the percentage of high school pupils participating in various kinds of arts courses. All data are for grades 9-12. This is for information only and does not affect scores. Course and program data are reported by schools and districts to DPI, and this is the first time these data are included on report cards. Please use caution when interpreting these data. Asterisks replace all-student participation data if the school enrolled fewer than 20 students.

### Participation by Type of Arts Course

ART & DESIGN		DANCE		MUSIC		THEATER	
School	State	School	State	School	State	School	State
0.0%	24.7%	0.0%	0.3%	0.0%	21.3%	0.0%	1.9%
No students successfully completed an art & design course.		No students successfully completed a dance course.		No students successfully completed a music course.		No students successfully completed a theater course.	

### Student Group Participation

This table compares the percentages of students in the school completing different types of arts courses with the percentages for the state. All groups present in the school are shown. Total student enrollments are given for reference.

	Total # Enrolled		Art & Design		Dance		Music		Theater	
	School	State	School	State	School	State	School	State	School	State
Black or African American	<20	24,232	*	27.9%	*	0.5%	*	13.8%	*	4.1%
Hispanic or Latino	<20	31,812	*	26.2%	*	0.3%	*	15.5%	*	1.8%
White	50	188,332	0.0%	23.9%	0.0%	0.3%	0.0%	23.4%	0.0%	1.7%
Two or More Races	<20	9,226	*	23.9%	*	0.4%	*	19.8%	*	1.9%
Economically Disadvantaged	23	97,617	0.0%	26.9%	0.0%	0.3%	0.0%	17.4%	0.0%	2.3%
English Learners	<20	13,412	*	29.0%	*	0.2%	*	13.0%	*	1.4%
Students with Disabilities	<20	34,473	*	25.4%	*	0.3%	*	14.3%	*	1.9%



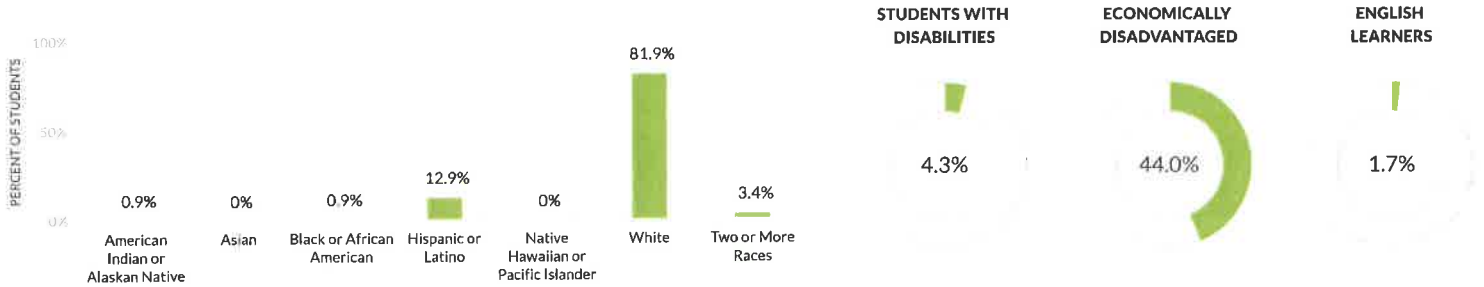


## OVERVIEW

### School Details

Grades : K4-12  
Enrollment : 116  
Percent open enrollment : 12.9%

### Student Groups



### Score Summary

**!** Due to the COVID-19 pandemic, please use caution when interpreting scores and ratings. Careful review of the detailed data on all pages is encouraged. Also, see <https://dpi.wi.gov/accountability/resources>.



**Alternate Rating - Satisfactory Progress**  
Star rating not applicable


#### Report Cards without Scores

Some schools, because of size or grade range, do not have enough data to receive a score. Public schools with insufficient data participate in an alternate accountability process. Private schools with insufficient data are not rated.


### Priority Area Scores

#### ACHIEVEMENT

#### GROWTH




NO DATA TO DISPLAY




NO DATA TO DISPLAY

#### TARGET GROUP OUTCOMES

#### ON-TRACK TO GRADUATION



NO DATA TO DISPLAY



NO DATA TO DISPLAY



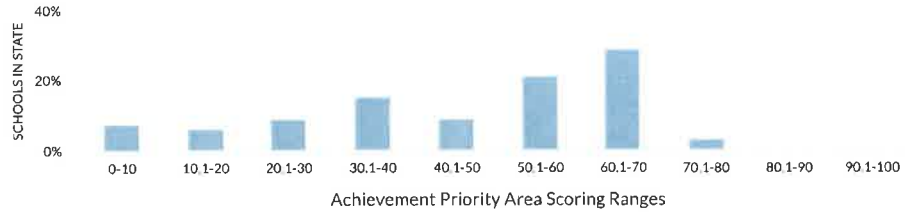
## ACHIEVEMENT

This priority area summarizes how this school's students performed on state assessments using a points-based proficiency system that gives partial credit for Basic test performance and extra credit for Advanced performance. The score is a multi-year average of English language arts and mathematics subscores.

### Priority Area Score



This is the distribution of scores for K-12 schools in the state.



English Language Arts Score: NA

Mathematics Score: NA

### Student Group Achievement, 2020-21 (for information only)

Group size is given in parentheses. Groups with fewer than 20 students are not displayed.

#### ENGLISH LANGUAGE ARTS

#### MATHEMATICS

Point change from prior year

Point change from prior year

White (21) 52.4

White (21) 45.2

0 100

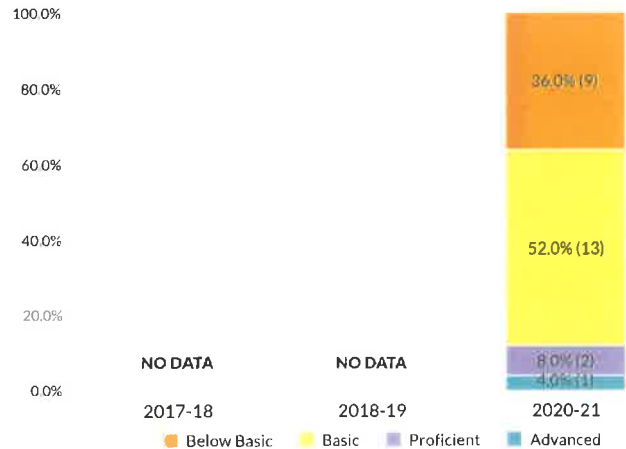
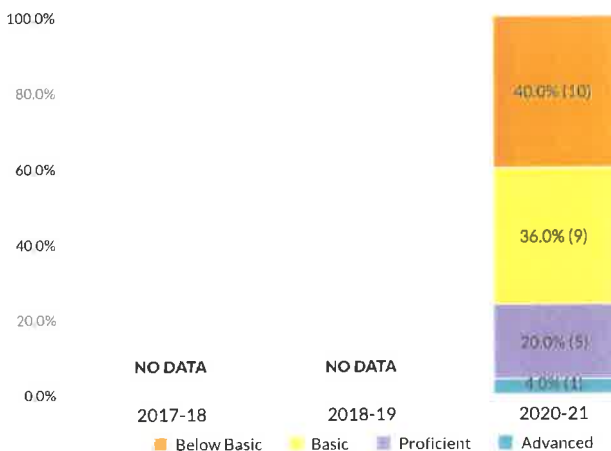
0 100

### Performance Levels by Year

These graphs show school-wide percentages and group sizes of students performing at each level.

#### ENGLISH LANGUAGE ARTS

#### MATHEMATICS





## ACHIEVEMENT - ADDITIONAL INFORMATION

The data on this page is for information only.

### Test Participation Rates, 2020-21

#### ENGLISH LANGUAGE ARTS

All students	41.3%	Lowest-participating group: White	41.5%
--------------	-------	--------------------------------------	-------

#### MATHEMATICS

All students	41.3%	Lowest-participating group: White	41.5%
--------------	-------	--------------------------------------	-------

### Student Group Performance Levels by Year

Groups with any full academic year students in tested grades are shown.

#### ENGLISH LANGUAGE ARTS

	2017-18					2018-19					2020-21				
	Total # Tested	Advanced	Proficient	Basic	Below Basic	Total # Tested	Advanced	Proficient	Basic	Below Basic	Total # Tested	Advanced	Proficient	Basic	Below Basic
All Students: K-12 State	573,785	8.6%	33.7%	34.0%	23.7%	572,416	8.0%	32.7%	34.1%	25.3%	493,160	6.9%	31.5%	35.2%	26.5%
All Students	0	NA	NA	NA	NA	0	NA	NA	NA	NA	25	4.0%	20.0%	36.0%	40.0%
Hispanic or Latino	0	NA	NA	NA	NA	0	NA	NA	NA	NA	<20	*	*	*	*
White	0	NA	NA	NA	NA	0	NA	NA	NA	NA	21	4.8%	23.8%	42.9%	28.6%
Two or More Races	0	NA	NA	NA	NA	0	NA	NA	NA	NA	0	NA	NA	NA	NA
Economically Disadvantaged	0	NA	NA	NA	NA	0	NA	NA	NA	NA	<20	*	*	*	*
English Learners	0	NA	NA	NA	NA	0	NA	NA	NA	NA	<20	*	*	*	*
Students with Disabilities	0	NA	NA	NA	NA	0	NA	NA	NA	NA	<20	*	*	*	*

#### MATHEMATICS

	2017-18					2018-19					2020-21				
	Total # Tested	Advanced	Proficient	Basic	Below Basic	Total # Tested	Advanced	Proficient	Basic	Below Basic	Total # Tested	Advanced	Proficient	Basic	Below Basic
All Students: K-12 State	574,706	9.2%	32.6%	31.2%	27.0%	573,211	9.4%	31.6%	30.8%	28.2%	493,047	7.0%	29.4%	31.6%	32.0%
All Students	0	NA	NA	NA	NA	0	NA	NA	NA	NA	25	4.0%	8.0%	52.0%	36.0%
Hispanic or Latino	0	NA	NA	NA	NA	0	NA	NA	NA	NA	<20	*	*	*	*
White	0	NA	NA	NA	NA	0	NA	NA	NA	NA	21	4.8%	9.5%	57.1%	28.6%
Two or More Races	0	NA	NA	NA	NA	0	NA	NA	NA	NA	0	NA	NA	NA	NA
Economically Disadvantaged	0	NA	NA	NA	NA	0	NA	NA	NA	NA	<20	*	*	*	*
English Learners	0	NA	NA	NA	NA	0	NA	NA	NA	NA	<20	*	*	*	*
Students with Disabilities	0	NA	NA	NA	NA	0	NA	NA	NA	NA	<20	*	*	*	*



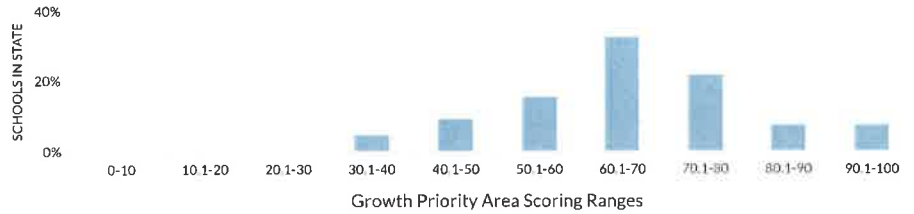
## GROWTH

This priority area measures year-to-year student progress on statewide tests. It uses a value-added model that seeks to control for circumstances beyond the influence of educators. A high value-added score means that on average students in the school are progressing more quickly than other, similar students. Growth is scored from 0 to 100 to match the other priority areas and is a conversion from the roughly 0 to 6 value-added score.

### Priority Area Score



This is the distribution of scores for K-12 schools in the state.



**English Language Arts Score:** NA

**Mathematics Score:** NA

### Student Group Value-Added (for information only)

Value-added scores cover an approximately 0-6 range. Higher scores mean greater positive impact. A score of 3.0 is average. Group size is shown in parentheses. Groups with fewer than 20 students are not displayed. Shaded boxes indicate higher-than-average scores.

#### ENGLISH LANGUAGE ARTS

NO DATA TO DISPLAY

#### MATHEMATICS

NO DATA TO DISPLAY



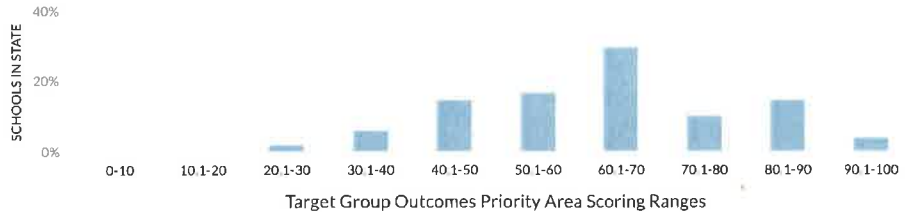
## TARGET GROUP OUTCOMES

This priority area examines outcomes for students with the lowest test scores — the Target Group. It is designed to promote equity by helping schools focus on learners who need the most support while also improving outcomes for all students. The priority area score combines component scores for achievement, growth, chronic absenteeism, and attendance or graduation rate. Data are not displayed when target groups have fewer than 20 students.

### Priority Area Score

NA

This is the distribution of scores for K-12 schools in the state.



### Component Scores

#### ACHIEVEMENT

Score: NA

Average points-based proficiency rates.

##### English Language Arts

NO DATA TO DISPLAY

##### Mathematics

NO DATA TO DISPLAY

#### GROWTH

Score: NA

Value-added scores converted onto a 0-100 growth scale.

##### English Language Arts

NO DATA TO DISPLAY

##### Mathematics

NO DATA TO DISPLAY

#### CHRONIC ABSENTEEISM

Score: NA

Score is 1 minus actual chronic absenteeism rate — the percentage of students who missed more than 10% of school days — so a higher score is better.

NO DATA TO DISPLAY

#### ATTENDANCE

Score: NA

This score is the overall attendance rate for the Target Group in 2019-20.

NO DATA TO DISPLAY



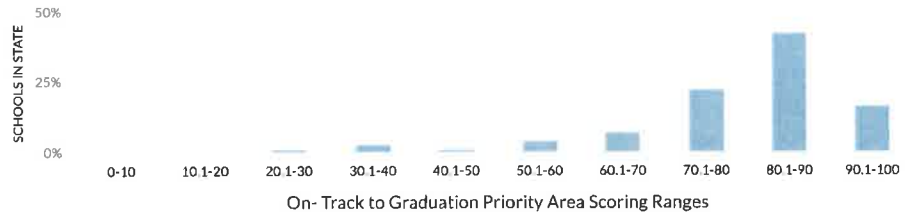
## ON-TRACK TO GRADUATION

This priority area indicates how successfully students are progressing toward completing their K-12 education. The score combines component scores for measures of student engagement and achievement.

### Priority Area Score

NA

This is the distribution of scores for K-12 schools in the state.



### Component Scores

#### CHRONIC ABSENTEEISM

Score: NA

Score is 1 minus actual chronic absenteeism rate — the percentage of students who missed more than 10% of school days — so a higher score is better.

NO DATA TO DISPLAY

#### SCHOOL-WIDE ATTENDANCE

Score: NA

This score is the overall attendance rate for the school in 2019-20.

NO DATA TO DISPLAY

#### 3RD GRADE ENGLISH LANGUAGE ARTS

Score: NA

Average points-based proficiency rates.

NO DATA TO DISPLAY

#### 8TH GRADE MATHEMATICS

Score: NA

Average points-based proficiency rates.

NO DATA TO DISPLAY



## ON-TRACK TO GRADUATION - ADDITIONAL INFORMATION

This page provides additional detail about chronic absenteeism and graduation and is for information only.

### Student Group Chronic Absenteeism Rates, Single-Year

	2017-18		2018-19		2019-20	
	Students	Rate	Students	Rate	Students	Rate
All Students: K-12 State	833,321	12.8%	831,563	13.1%	826,692	13.1%
All Students	0	NA	0	NA	0	NA

### Student Group Graduation Rates

This table shows for each of two cohorts the percentage of students starting high school together who graduated by 2019-20. The four-year rate pertains to students who started high school four years earlier, and the seven-year rate pertains to students who started seven years earlier.

	Four-year cohort graduation rate			Seven-year cohort graduation rate		
	Students in cohort	Graduates	Rate	Students in cohort	Graduates	Rate
All Students: K-12 State	66,987	60,500	90.3%	65,509	60,787	92.8%
All Students	0	NA	NA	0	NA	NA



## POSTSECONDARY PREPARATION, 2019-20

Section 115.385 (d)1.-5., Wis. Stat., requires report cards to include data on pupil participation in various postsecondary preparation opportunities. All data are for grades 9-12. This is for information only and does not affect scores. Course and program data are reported by schools and districts to DPI, and this is the first time these data are included on report cards. Please use caution when interpreting these data. Asterisks replace all-student participation data if the school enrolled fewer than 20 students.

### Participation by Type of Postsecondary Preparation

#### ADVANCED COURSES

School	State
	19.2%

No students successfully completed an Advanced Placement or International Baccalaureate course.

#### DUAL ENROLLMENT

School	State
	17.8%

No students successfully completed a dual enrollment course.

#### INDUSTRY-RECOGNIZED CREDENTIALS

School	State
	1.4%

No students earned an industry-recognized credential.

#### WORK-BASED LEARNING

School	State
	2.4%

No students participated in a work-based learning program.

### Student Group Participation

This table compares the percentages of students in the school participating in different types of postsecondary preparation opportunities with the percentages for the state. All groups present in the school are shown. Total student enrollments are given for reference.

Total # Enrolled		Advanced Courses		Dual Enrollment		Industry-Recognized Credentials		Work-Based Learning	
School	State	School	State	School	State	School	State	School	State
NO DATA TO DISPLAY									

NO DATA TO DISPLAY





## ARTS COURSE INFORMATION, 2019-20

Section 115.385 (d)6., Wis. Stat., requires report cards to include data on the percentage of high school pupils participating in various kinds of arts courses. All data are for grades 9-12. This is for information only and does not affect scores. Course and program data are reported by schools and districts to DPI, and this is the first time these data are included on report cards. Please use caution when interpreting these data. Asterisks replace all-student participation data if the school enrolled fewer than 20 students.

### Participation by Type of Arts Course

ART & DESIGN		DANCE		MUSIC		THEATER	
School	State	School	State	School	State	School	State
	24.7%		0.3%		21.3%		1.9%
No students successfully completed an art & design course.		No students successfully completed a dance course.		No students successfully completed a music course.		No students successfully completed a theater course.	

### Student Group Participation

This table compares the percentages of students in the school completing different types of arts courses with the percentages for the state. All groups present in the school are shown. Total student enrollments are given for reference.

Total # Enrolled		Art & Design		Dance		Music		Theater	
School	State	School	State	School	State	School	State	School	State
NO DATA TO DISPLAY									

NO DATA TO DISPLAY

**Endeavor Encumbrance 2021-22**

Date	PO	Account xxx	Bldg	Description	Vendor	qty	cost	Expenditure	Remaining
			END	Starting balance				\$0.00	\$11,150.00
7/6/2021	CR1630	360	END	Annual Foundry subscription for 2021-22 school year	Keystone Insights	1	\$1,300.00	\$1,300.00	9,850.00
8/10/2021	AP	321	END	printer/copier maintenance	Gordon Flesch	1	\$13.51	\$13.51	9,836.49
8/10/2021	AP	321	END	printer/copier maintenance	Gordon Flesch	1	\$24.83	\$24.83	9,811.66
8/11/2021	CC	360	END	40 -12 month subscription	ALEKS	1	\$1,800.00	\$1,800.00	8,011.66
09/27/2021	CR1771	310	END	Webhosting for Endeavor	Makin' Hey	1	\$200.00	\$200.00	7,811.66
10/08/2021	AP	321	END	printer/copier maintenance	Gordon Flesch	1	\$78.54	\$78.54	7,733.12
10/08/2021	AP	321	END	printer/copier maintenance	Gordon Flesch	1	\$7.40	\$7.40	7,725.72
11/01/2021	CC	411	END	Materials/supplies	Amazon	1	\$104.46	\$104.46	7,621.26
11/10/2021	AP	321	END	printer/copier maintenance	Gordon Flesch	1	\$135.60	\$135.60	7,485.66
12/2/2021	CR1966	411	END	reimbursement for materials purchased for Endeavor	Judy Mueller	1	\$79.12	\$79.12	7,406.54
12/6/2021	CC	360	END	ORG domain renewal for Endeavor	GoDaddy	1	\$31.16	\$31.16	7,375.38
12/31/2021	JE	360	END	reimbursement for 16 ALEKS Subscriptions (moved payment out of grant budget)		1	-\$720.00	-\$720.00	8,095.38
11/10/2022	CR2089	411	END	business cards for Endeavor	WEPCO	1	\$45.00	\$45.00	8,050.38
1/10/2022	AP	321	END	printer/copier maintenance	Gordon Flesch	1	\$119.79	\$119.79	7,930.59
2/8/2022	AP	321	END	printer/copier maintenance	Gordon Flesch	1	\$152.81	\$152.81	7,777.78
2/8/2022	AP	321	END	printer/copier maintenance	Gordon Flesch	1	\$217.11	\$217.11	7,560.67
1/31/2022	CC	411	END	supplies for RC car project	Amazon	1	\$71.81	\$71.81	7,488.86
01/31/2022	CC	411	END	gray opaque acrylic sheet for RC car project	Canal Plastics Center	1	\$21.18	\$21.18	7,467.68
01/31/2022	JE	353	END	postage		1	\$181.46	\$181.46	7,286.22
02/01/2022	CC	411	END	supplies for RC car project	AliExpress	1	\$19.13	\$19.13	7,267.09
2/4/2022	CC	411	END	Power strips, Kweiny MK10 Nozzle for 3D Printer, and Led strip lights	Amazon	1	\$117.79	\$117.79	7,149.30
2/16/2022	CR2204	411	END	reimbursement for materials purchased for project being built to stay at Endeavor permanently	Lee Bely	1	\$137.94	\$137.94	7,011.36
3/23/2022	Bus Request	341	END	bus reservations for field trip to the Wttn Public Library	GoRiteway	1	\$129.42	\$129.42	6,881.94
3/23/2022	CC	411	END	rubber duck assortment - 50 pieces	Amazon	1	\$30.90	\$30.90	6,851.04
3/29/2022	CC	353	END	2 rolls of stamps	Post Office	1	\$116.00	\$116.00	6,735.04
3/31/2022	JE	353	END	postage		1	\$0.53	\$0.53	6,734.51
4/29/2022	CC	411	END	heavyweight tagboard pack	Amazon	1	\$49.60	\$49.60	6,684.91
5/11/2022	CR2444	310	END	utility work for outdoor learning space	GLS Utility	1	\$257.23	\$257.23	6,427.68
5/16/2022	CR	411	END	banquet linen table cloths for Gallery Night	Judy Mueller	1	\$143.50	\$143.50	6,284.18
6/1/2022	CC	310	END	Endeavor Charitable Organization registration payment	Dept of Financial Institutions	1	\$54.00	\$54.00	6,230.18
6/23/2022	CC	360	END	.org domain Renewal for Endeavor	GoDaddy	1	\$21.17	\$21.17	6,209.01

**eCampus Encumbrance 2021-22**

10-802-xxx-120000-000-000000-2

Date	PO	Account xxx	Purch By	Ordered For	Bldg	Description	Vendor	qty	cost	Expenditure Starting Balance:	Remaining
					eCampus	Starting balance					\$116,860.00
7/1/2021	R1386	411	LL	Alexis Hail	eCampus	curriculum materials for 4K & 5K students	Learning Without Tears	1	\$159.94	\$159.94	\$116,700.06
7/1/2021	CC	360	LL	Bob	eCampus	What's Math Got to Do With It...digital Kindle order	Amazon	1	\$9.99	\$9.99	\$116,690.07
7/1/2021	CC	411	LL	Bob	eCampus	curriculum order for Soleska Family	Timberdoodle	1	\$1,708.10	\$1,708.10	\$114,981.97
07/01/2021	CC	411	LL	Bob	eCampus	curriculum order for Chartier Family	Timberdoodle	1	\$1,909.70	\$1,909.70	\$113,072.27
07/01/2021	CC	411	LL	Bob	eCampus	curriculum order for Gavin Wells	Timberdoodle	1	\$1,359.55	\$1,359.55	\$111,712.72
07/01/2021	CC	411	LL	Bob	eCampus	curriculum order for Phoebe Bruce	Timberdoodle	1	\$1,185.63	\$1,185.63	\$110,527.09
07/01/2021	CC	411	LL	Bob	eCampus	curriculum order for Holland Family	Timberdoodle	1	\$2,542.48	\$2,542.48	\$107,984.61
07/07/2021	CC	411	LL	Bob	eCampus	scissors	Amazon	1	\$11.98	\$11.98	\$107,972.63
07/07/2021	CC	482	LL	Bob	eCampus	cables, web cam, keyboard/mouse, UPS protector, and power strip	Amazon	1	\$286.79	\$286.79	\$107,685.84
07/07/2021	CR1635	360	LL	Bob	eCampus	Unlimited course and tutorial enrollment subscription	Apex Learning	1	\$2,800.00	\$2,800.00	\$104,885.84
07/08/2021	R1423	411	LL	Bob	eCampus	Curriculum order	Timberdoodle	1	\$1,743.26	\$1,743.26	\$103,142.58
7/8/2021	R1424	411	LL	Bob	eCampus	Curriculum order	Timberdoodle	1	\$7,315.00	\$7,315.00	\$95,827.58
7/8/2021	R1428	411	LL	Bob	eCampus	Curriculum order	Timberdoodle	1	\$2,678.61	\$2,678.61	\$93,148.97
7/9/2021	CC	482	LL	Bob	eCampus	Okiolabs OkioCam USB document camera (2)	Amazon	1	\$168.00	\$168.00	\$92,980.97
7/9/2021	CC	411	LL	Bob	eCampus	curriculum order for Weir Family	Amazon	1	\$273.90	\$273.90	\$92,707.07
7/9/2021	CC	411	LL	Bob	eCampus	curriculum order for Weir Family	Memoria Press	1	\$487.87	\$487.87	\$92,219.20
7/12/2021	R1445	411	LL	Bob	eCampus	curriculum order for Weir Family	BJU Press	1	\$40.16	\$40.16	\$92,179.04
7/12/2021	CC	411	LL	Bob	eCampus	curriculum order for Weir Family	RightStart Math	1	\$300.25	\$300.25	\$91,878.79
7/12/2021	CC	411	LL	Bob	eCampus	curriculum order for Weir Family	Demme Learning	1	\$46.42	\$46.42	\$91,832.37
7/12/2021	CC	411	LL	Bob	eCampus	curriculum order for Weir Family	Memoria Press	1	\$38.05	\$38.05	\$91,794.32
7/12/2021	CC	411	LL	Bob	eCampus	curriculum order for Weir Family	Simply Charlotte	1			
7/12/2021	CC	411	LL	Bob	eCampus	curriculum order for Weir Family	Mason	1	\$61.64	\$61.64	\$91,732.68
7/12/2021	8022200005	360	KS	Bob	eCampus	AT&T Hot Spots/contract (Qty 5)	AT&T	1	\$720.00	\$720.00	\$91,012.68
7/13/2021	CC	411	LL	Bob	eCampus	Credit for taxes charged during online order	Demme Learning	1	-\$2.42	-\$2.42	\$91,015.10
7/14/2021	CR1649	360	LL	Bob	eCampus	eCampus Foundry agreement for student and teacher licenses	Keystone, Inc	1	\$9,125.00	\$9,125.00	\$81,890.10
7/14/2021	CC	411	LL	Bob	eCampus	curriculum order for eCampus family	Timberdoodle	1	\$231.90	\$231.90	\$81,658.20
07/14/2021	CC	411	LL	Bob	eCampus	curriculum order for eCampus family	Timberdoodle	1	\$1,104.68	\$1,104.68	\$80,553.52
7/14/2021	CC	411	LL	Bob	eCampus	curriculum order for eCampus family	Timberdoodle	1	\$3,638.10	\$3,638.10	\$76,915.42
7/21/2021	CR1658	360	LL	Bob	eCampus	1 year school site license renewal for eReadiness.com	B.E. Publishing	1	\$1,795.00	\$1,795.00	\$75,120.42
7/27/2021	R1467	411	LL	Bob	eCampus	curriculum order for eCampus family	Timberdoodle	1	\$4,429.00	\$4,429.00	\$70,691.42
07/28/2021	R1469	360	LL	Bob	eCampus	SchoolsPLP Enrolled Bundle for WHS & eCampus	SchoolsPLP	1	#####	\$40,000.00	\$30,691.42
7/28/2021	CC	360	LL	Bob	eCampus	Kindle subscription renewal	Amazon	1	\$10.54	\$10.54	\$30,680.88
07/28/2021	CC	411	LL	Bob	eCampus	credit for taxes charged during online order	Memoria Press	1	-\$1.98	-\$1.98	\$30,682.86
7/28/2021	CC	411	LL	Bob	eCampus	credit for taxes charged during online order	Memoria Press	1	-\$25.44	-\$25.44	\$30,708.30
7/30/2021	CC	411	LL	Alexis Hail	eCampus	supplies and materials for classroom	Amazon	1	\$158.88	\$158.88	\$30,549.42
7/30/2021	CC	440	LL	Alexis Hail	eCampus	supplies and materials for classroom	Amazon	1	\$207.64	\$207.64	\$30,341.78

7/31/2021	JE	353	LL	LL	eCampus	postage	1	\$55.23	\$55.23	\$30,286.55
8/4/2021	CC	481	LL	Bob	eCampus	Power supply, microphone set, cables	1	\$75.83	\$75.83	\$30,210.72
8/4/2021		360	LL	Bob	eCampus	Typesy EDU renewal	1	\$100.00	\$100.00	\$30,110.72
8/9/2021	CC	411	LL	Bob	eCampus	curriculum order for eCampus family	1	\$1,418.50	\$1,418.50	\$28,692.22
8/10/2021	AP	321	LL		eCampus	printer/copier maintenance	1	\$27.54	\$27.54	\$28,664.68
8/16/2021	CC	411	LL	Bob	eCampus	curriculum order for eCampus family	1	\$2,132.38	\$2,132.38	\$26,532.30
8/17/2021	CC	470	LL	Tracy	eCampus	5 Steps to a 5: AP English Language 2022	1	\$15.99	\$15.99	\$26,516.31
8/24/2021	CC	415	LL	Lynn	eCampus	snacks/lunch supplies for meeting	1	\$80.89	\$80.89	\$26,435.42
8/24/2021	CC	415	LL	Lynn	eCampus	sandwiches for staff meeting	1	\$51.00	\$51.00	\$26,384.42
8/25/2021	CC	411	LL	Alexis Hall	eCampus	Command Strips	1	\$10.46	\$10.46	\$26,373.96
8/26/2021	CC	360	LL	Tracy	eCampus					
8/30/2021	CC	360	LL	Poches	eCampus	Essential Annual Subscription	1	\$299.00	\$299.00	\$26,074.96
8/30/2021	CC	360	LL	Bob	eCampus	30 - 40 week and 15 - 5 month subscriptions	1	\$412.50	\$412.50	\$25,662.46
8/30/2021	CR1713	354239	LL	Dave	eCampus	printing of eCampus teacher postcards	1	\$145.00	\$145.00	\$25,517.46
8/30/2021	CC	360	LL	Tracy	eCampus	EDU Classroom subscription	1	\$120.00	\$120.00	\$25,397.46
8/30/2021	CC	360	LL	Bob	eCampus	subscription renewal	1	\$10.54	\$10.54	\$25,386.92
8/31/2021	JE	353	LL		eCampus	postage	1	\$93.98	\$93.98	\$25,292.94
9/2/2021	CR1718	360	LL	Dave	eCampus	Advanced licenses	1	\$2,258.00	\$2,258.00	\$23,034.94
9/2/2021	CC	470	LL	Tracy	eCampus					
8/31/2021	CC	411	LL	Bob	eCampus	5 Steps to a 5: AP English Language 2022	1	\$15.99	\$15.99	\$23,018.95
8/31/2021	CC	411	LL	Bob	eCampus	Abacus and flashcards	1	\$30.97	\$30.97	\$22,987.98
8/31/2021	CC	411	LL	Bob	eCampus	curriculum for eCampus	1	\$2,742.00	\$2,742.00	\$20,245.98
9/15/2021	CC	360	LL	Bob	eCampus	Kindle subscription renewal	1	\$10.54	\$10.54	\$20,235.44
9/15/2021	CC	360	LL	Bob	eCampus	10-40 week and 10 - 7 month subscriptions	1	\$662.50	\$662.50	\$19,572.94
9/16/2021	CC	411	LL	Bob	eCampus	Notebooks and file folders	1	\$29.48	\$29.48	\$19,543.46
9/17/2021	8022200009	360	KS	Bob	eCampus	Small School Combo 24/7 New Subscription	1	\$2,600.00	\$2,600.00	\$16,943.46
9/20/2021	CR	360	LL	Bob	eCampus	Unlimited 12-month access	1	\$75.00	\$75.00	\$16,868.46
9/20/2021	CC	411	LL	Jenna	eCampus	several books for student book studies	1	\$73.45	\$73.45	\$16,795.01
9/20/2021	CC	411	LL	Bob	eCampus	ACT Prep practice books	1	\$56.89	\$56.89	\$16,738.12
9/21/2021	CC	411	LL	LL	eCampus	posterboard	1	\$22.32	\$22.32	\$16,715.80
9/23/2021	CC	360	LL	Bob	eCampus	Kindle subscription renewal	1	\$10.54	\$10.54	\$16,705.26
9/27/2021	CR1771	310120	LL	LL	eCampus	Webhosting for eCampus	1	\$200.00	\$200.00	\$16,505.26
9/27/2021	CC	481	LL	Bob	eCampus	Logitech Corded Mouse (5)	1	\$39.65	\$39.65	\$16,465.61
9/29/2021	8042200017	360	KS	Bob	eCampus	Discovery Education - Experience + Techbooks	1	\$952.50	\$952.50	\$15,513.11
9/29/2021	CC	481	LL	Bob	eCampus	External CD Drive USB 3.0 Portable CD DVD RW	1	\$38.58	\$38.58	\$15,474.53
9/30/2021	CC	411	LL	Bob	eCampus	curriculum for eCampus	1	\$52.94	\$52.94	\$15,421.59
9/30/2021	JE	353	LL		eCampus	postage	1	\$29.73	\$29.73	\$15,391.86
9/30/2021	JE	358	LL		eCampus	hot spots	1	\$137.65	\$137.65	\$15,254.21
10/1/2021	AP	358	LL		eCampus	hot spots (9/10-10/01/2021)	1	\$40.75	\$40.75	\$15,213.46
10/5/2021	CC	411	BL	Bob	eCampus	Thermochromic temperature activated pigment	1	\$42.48	\$42.48	\$15,170.98
10/5/2021	CC	411	LL	Bob	eCampus	Temperature activated ThermoChromic Pigment	1	\$19.99	\$19.99	\$15,150.99
10/5/2021	CC	411	LL	Jenna Retzlaff	eCampus	Super Rabbit Boy books	1	\$21.96	\$21.96	\$15,129.03

10/5/2021	CC	360	LL	Jenna Retzlaff	eCampus	virtual field trip payment (January 4, 2022)	Shedd Aquarium	1	\$125.00	\$125.00	\$15,004.03
10/6/2021	CC	411	LL	Alexis Hail	eCampus	My First School book, My Printing Book (Wood Pieces Set for Capital Letters were originally ordered with this order but are backordered indefinitely)	Learning Without Tears	1	\$135.74	\$135.74	\$14,868.29
10/6/2021	CR1803	310239	LL	Dave	eCampus	Sign for eCampus doors and installation	Charles David's Sons	1	\$40.00	\$40.00	\$14,828.29
10/8/2021	R1599	360	LL	Bob	eCampus	Snagit Maintenance Renewal and Camtasia Upgrade	TechSmith	1	\$457.60	\$457.60	\$14,370.69
10/8/2021	CC	411	LL	Bob	eCampus	curriculum order for eCampus family	Timberdoodle	1	\$42.20	\$42.20	\$14,328.49
10/8/2021	AP	321	LL		eCampus	printer/copier maintenance	Gordan Flesch	1	\$489.83	\$489.83	\$13,838.66
10/8/2021	AP	321	LL		eCampus	printer/copier maintenance	Gordan Flesch	1	\$39.75	\$39.75	\$13,798.91
10/14/2021	CC	411	LL	Cathy Houchin & Bob	eCampus	recorders	Music is Elementary	1	\$68.35	\$68.35	\$13,730.56
10/14/2021	CC	360	LL	Cathy Houchin & Bob	eCampus	Recorder Karate & Ukulele Karate downloadable kits	Music8.com	1	\$103.85	\$103.85	\$13,626.71
10/14/2021	CR1826	411	LL	Jenna Retzlaff	eCampus	Lucky Piggy Chanchito from Chili workshop/virtual tour with the Betty Brinn Museum along with the purchase of kits to go with the workshop project	Glomado	1	\$189.99	\$189.99	\$13,436.72
10/14/2021	CC	411	BL	Bob	eCampus	4 pack of Lithium Coin Cell Batteries	Amazon	1	\$5.49	\$5.49	\$13,431.23
10/15/2021	CC	411	LL	Bob	eCampus	RightStart Math workbooks	RightStart Mathematics	1	\$108.75	\$108.75	\$13,322.48
10/18/2021	CC	481	BL	Bob	eCampus	HDMI cable	Amazon	1	\$25.49	\$25.49	\$13,296.99
10/18/2021	CC	360	LL	Bob	eCampus	Pro Yearly subscription	Calendly	1	\$144.00	\$144.00	\$13,152.99
10/20/2021	CC	360	LL	Bob	eCampus	10 - 40 week and 15 - 5 month subscriptions	ALEKS	1	\$789.45	\$789.45	\$12,363.54
10/20/2021	CC	440	LL	Tracy Poches	eCampus	Somdot Dresser with Drawers	Amazon	1	\$69.99	\$69.99	\$12,293.55
10/22/2021	CC	360	LL	Bob	eCampus	Kindle subscription renewal	Amazon	1	\$10.54	\$10.54	\$12,283.01
10/28/2021	CC	358	LL		eCampus	hot spots (10/10-10/29/2021)	AT&T Mobility	1	\$76.20	\$76.20	\$12,206.81
10/31/2021	JE	353	LL		eCampus	postage		1	\$5.04	\$5.04	\$12,201.77
11/2/2021	CC	411	LL	Alexis Hail	eCampus	My Printing Book (3 copies)	Learning Without Tears	1	\$41.00	\$41.00	\$12,160.77
11/5/2021	CC	411	LL	Alexis Hail	eCampus	gift cards for poster contest	Mullen's	1	\$100.00	\$100.00	\$12,060.77
11/8/2021	CC	411	LL	Jenna Retzlaff	eCampus	Super Rabbit books for reading group	Amazon	1	\$13.59	\$13.59	\$12,047.18
11/8/2021	CC	411	BL	Bob	eCampus	Photography backdrop	Amazon	1	\$89.97	\$89.97	\$11,957.21
11/10/2021	CC	411	BL	Bob	eCampus	Bluetooth Adapter for PC; 10 pack of clear plastic rulers; Mr. Pen Professional Compass with lock	Amazon	1	\$48.94	\$48.94	\$11,908.27
11/10/2021	AP	321	LL		eCampus	printer/copier maintenance	Gordan Flesch	1	\$217.31	\$217.31	\$11,690.96
11/15/2021	CC	310120	LL	Cathy Houchin and Alexis Hail	eCampus	SLATE Conference registration	SLATE	1	\$450.00	\$450.00	\$11,240.96
11/16/2021	CC	310120	LL	Tracy Poches	eCampus	SLATE Conference registration	SLATE	1	\$264.00	\$264.00	\$10,976.96

11/19/2021	CC	411	LL	Alexis Hail	eCampus	FirstieWriting Opinion and Narrative Writing	Teachers Pay Teachers	1	\$31.66	\$31.66	\$10,945.30
11/22/2021	CC	360	LL	Bob	eCampus	monthly subscription renewal	Kindle	1	\$10.54	\$10.54	\$10,934.76
11/22/2021	CC	482	LL	Bob	eCampus	10 foot extension cord	Amazon	1	\$10.49	\$10.49	\$10,924.27
11/22/2021	CC	482	LL	Bob	eCampus	extension cords; fitness trackers and surge protector power strip	Amazon	1	\$114.85	\$114.85	\$10,809.42
11/22/2021	CC	411	LL	Dave	eCampus	mugs for eCampus marketing	DiscountMugs.com	1	\$847.42	\$847.42	\$9,962.00
11/29/2021	AP	358	LL		eCampus	hot spots (11/10-12/03/2021)	AT&T	1	\$76.20	\$76.20	\$9,885.80
11/30/2021	JE	353	LL		eCampus	postage		1	\$27.12	\$27.12	\$9,858.68
12/1/2021	CC	411	LL	Jenna	eCampus	men's crew socks	Amazon	1	\$10.00	\$10.00	\$9,848.68
12/1/2021	CC	411	LL	Bob	eCampus	curriculum for eCampus	Timberdoodle	1	\$19.94	\$19.94	\$9,828.74
12/1/2021	CC	411	LL	Bob	eCampus	curriculum for eCampus	Timberdoodle	1	\$49.94	\$49.94	\$9,778.80
12/3/2021	CC	411	LL	Dave	eCampus	REFUND for taxes charged for online order	DiscountMugs.com	1	-\$46.21	-\$46.21	\$9,825.01
12/3/2021	CC	411	LL	Bob	eCampus	curriculum for eCampus	Timberdoodle	1	\$52.94	\$52.94	\$9,772.07
12/7/2021	CC	411	BL	Bob	eCampus	composition notebooks	Amazon	1	\$32.00	\$32.00	\$9,740.07
12/10/2021	CC	481	KS	Bob	eCampus	USB-C to USB-A cable, 5-pk Lightning cables	Amazon	1	\$28.98	\$28.98	\$9,711.09
12/11/2021	CC	415	LL	Dave	eCampus	coffee packets and candy canes for holiday gifts	Walmart	1	\$41.40	\$41.40	\$9,669.69
12/17/2021	CC	411	LL	Jenna	eCampus	several books for student book studies	Amazon	1	\$43.66	\$43.66	\$9,626.03
12/20/2021	CC	360	LL	Bob	eCampus	4-7 month and 15-5 month subscriptions	ALEKS	1	\$556.53	\$556.53	\$9,069.50
12/21/2021	CC	411	LL	Jenna	eCampus	Wish (4 copies)	Amazon	1	\$17.64	\$17.64	\$9,051.86
12/21/2021	CC	411	LL	Jan Duffy	eCampus	notebooks (24 count)	Amazon	1	\$31.82	\$31.82	\$9,020.04
12/22/2021	CC	360	LL	Bob	eCampus	Kindle subscription renewal	Amazon	1	\$10.54	\$10.54	\$9,009.50
12/23/2021	AP	360	LL		eCampus	hot spots (12/10-12/23/2021)	AT&T	1	\$76.20	\$76.20	\$8,933.30
12/27/2021	CC	481	LL	Bob	eCampus	45w USB chargers/power cords for Chromebooks	Amazon	1	\$159.90	\$159.90	\$8,773.40
12/31/2022	JE	353	LL		eCampus	postage		1	\$6.50	\$6.50	\$8,766.90
1/7/2022	AP	415	LL		eCampus	hot chocolate packets for eCampus gift mugs	Piggly Wiggly	1	\$20.70	\$20.70	\$8,746.20
1/10/2022	AP	321	LL		eCampus	printer/copier maintenance	Gordan Fleisch	1	\$162.16	\$162.16	\$8,584.04
1/14/2022	AP	351	LL		eCampus	DEC printed affidavits and eCampus	APG of Southern Wi	1	\$64.00	\$64.00	\$8,520.04
1/15/2022	CC	411	LL	Jenna	eCampus	supplies and materials for classroom	Amazon	1	\$53.47	\$53.47	\$8,466.57
1/20/2022	CC	411	LL	Jenna	eCampus	books for book club	Amazon	1	\$10.88	\$10.88	\$8,455.69
1/22/2022	CC	360	LL	Bob	eCampus	subscription renewal	Kindle	1	\$10.54	\$10.54	\$8,445.15
1/28/2022	AP	360	LL		eCampus	hot spots (1/10-1/28/2022)	AT&T	1	\$76.20	\$76.20	\$8,368.95
1/31/2022	CC	411	LL	Jenna	eCampus	supplies and materials for classroom	Amazon	1	\$96.94	\$96.94	\$8,272.01
1/31/2022	CC	411	LL	Alexis Hail	eCampus	FirstieWriting: Unit Three Procedural Writing	Teachers Pay Teachers	1	\$15.83	\$15.83	\$8,256.18
1/31/2022	CC	411	LL	Alexis Hail	eCampus	One School One Book One Reading Program materials	Read to Them	1	\$547.50	\$547.50	\$7,708.68
1/31/2022	CC	411	LL	Alexis Hail	eCampus	We're All Wonders picture books for One Reading Program (10 copies)	Amazon	1	\$88.50	\$88.50	\$7,620.18
1/31/2022	JE	353	LL		eCampus	postage		1	\$92.54	\$92.54	\$7,527.64
2/4/2022	CC	440	LL	Dave	eCampus	Study Carrel - Starter Unit	School Outfitters	1	\$359.69	\$359.69	\$7,167.95



2/4/2022	CC	411	LL	Bob	eCampus	curriculum order for eCampus family	Timberdoodle	1	\$205.75	\$205.75	\$6,962.20
2/8/2022	CC	360	LL	Bob	eCampus	20 - K12-5 month subscriptions	Aleks	1	\$569.40	\$569.40	\$6,392.80
2/8/2022	AP	321	LL	Bob	eCampus	printer/copier maintenance	Gordan Flesch	1	\$156.00	\$156.00	\$6,236.80
2/8/2022	AP	321	LL	Bob	eCampus	printer/copier maintenance	Gordan Flesch	1	\$155.45	\$155.45	\$6,081.35
2/8/2022	CC	411	LL	Bob	eCampus	curriculum for eCampus	Timberdoodle	1	\$272.85	\$272.85	\$5,808.50
2/8/2022	CC	411	LL	Bob	eCampus	curriculum for eCampus	Timberdoodle	1	\$77.90	\$77.90	\$5,730.60
2/9/2022	CC	360	LL	Alexis Hail & Jenna Retzlaff	eCampus	virtual field trip payment (May 2022)	Shedd Aquarium	1	\$125.00	\$125.00	\$5,605.60
2/16/2022	CC	411	LL	Bob	eCampus	curriculum order for eCampus family	Timberdoodle	1	\$57.90	\$57.90	\$5,547.70
2/16/2022	CC	360	LL	Dave	eCampus	subscription renewal	Smore.com	1	\$79.00	\$79.00	\$5,468.70
2/21/2022	CC	440	LL	Keisha	eCampus	Dymo Labelwriter	Amazon	1	\$193.99	\$193.99	\$5,274.71
2/21/2022	CC	411	LL	Bob	eCampus	curriculum order for eCampus family	Timberdoodle	1	\$44.90	\$44.90	\$5,229.81
2/22/2022	CC	360	LL	Bob	eCampus	Kindle subscription renewal	Amazon	1	\$10.54	\$10.54	\$5,219.27
2/28/2022	JE	353	LL	Bob	eCampus	postage	Amazon	1	\$50.53	\$50.53	\$5,168.74
3/1/2022	CC	411	LL	Alexis Hail	eCampus	paintbrushes	Amazon	1	\$12.90	\$12.90	\$5,155.84
3/2/2022	CC	411	LL	Bob	eCampus	curriculum for eCampus	Timberdoodle	1	\$96.85	\$96.85	\$5,058.99
3/2/2022	CC	411	LL	Keisha	eCampus	single subject spiral notebooks	Amazon	1	\$27.89	\$27.89	\$5,031.10
3/4/2022	CC	360	LL	Bob	eCampus	email forwarding renewal and website security basic	GoDaddy	1	\$20.83	\$20.83	\$5,010.27
3/4/2022	AP	360	LL	e	eCampus	hotAT&T Agreement, MA149	AT&T	1	\$76.20	\$76.20	\$4,934.07
3/9/2022	CC	411	LL	Jenna	eCampus	Super Cheat Codes and Secret Modes (book study)	Amazon	1	\$5.65	\$5.65	\$4,928.42
3/9/2022	CC	360	LL	Bob	eCampus	25 - 5 month subscriptions	ALEKS	1	\$711.75	\$711.75	\$4,216.67
3/15/2022	CC	360	LL	Bob	eCampus	40 annual licenses 3/7/2022-3/6/2023	Zoom	1	\$300.00	\$300.00	\$3,916.67
3/16/2022	CC	411	LL	Jenna	eCampus	books for student book study	Amazon	1	\$46.74	\$46.74	\$3,869.93
3/18/2022	CC	360	LL	Bob	eCampus	curriculum for eCampus	Homeschool In the Woods	1	\$104.85	\$104.85	\$3,765.08
3/18/2022	CC	411	BL	Bob	eCampus	art supplies for eCampus	Blick Art Materials	1	\$177.40	\$177.40	\$3,587.68
3/23/2022	CC	360	LL	Bob	eCampus	Kindle subscription renewal	Amazon	1	\$10.54	\$10.54	\$3,577.14
3/28/2022	CR2324	360	BL	Bob	eCampus	eDynamic Premium for October-December 2021 and January to February 2022	SchoolsPLP	1	\$825.00	\$825.00	\$2,752.14
3/25/2022	CC	411	BL	Bob	eCampus	Royal & Langnickel artist brushes	Royalbrush.com	1	\$28.40	\$28.40	\$2,723.74
3/28/2022	AP	360	BL	Bob	eCampus	hot spots	AT&T	1	\$76.20	\$76.20	\$2,647.54
3/31/2022	JE	353	LL	Bob	eCampus	postage	AT&T	1	\$116.08	\$116.08	\$2,531.46
4/4/2022	CC	411	LL	Alexis Hail	eCampus	10 piece paint brush set	Amazon	1	\$6.99	\$6.99	\$2,524.47
4/5/2022	CR2332	411	LL	Alexis Hail	eCampus	Birdhouse kits for eCampus project	BH Wookworks	1	\$320.00	\$320.00	\$2,204.47
4/7/2022	CC	411	LL	Bob	eCampus	curriculum for eCampus	Timberdoodle	1	\$153.80	\$153.80	\$2,050.67
4/8/2022	CR2362	360	BL	Bob	eCampus	payment for March 2022 eDynamic Learning Premium	SchoolsPLP	1	\$300.00	\$300.00	\$1,750.67
4/8/2022	AP	321	LL	Bob	eCampus	maintenance of copy machine	Gordan Flesch	1	\$10.31	\$10.31	\$1,740.36
4/8/2022	AP	321	LL	Bob	eCampus	maintenance of copy machine	Gordan Flesch	1	\$139.71	\$139.71	\$1,600.65
4/11/2022	CC	440	LL	Bob	eCampus	Hairingrid Mannequin Head	Amazon	1	\$39.99	\$39.99	\$1,560.66
4/18/2022	CC	411	LL	Jenna	eCampus	Rise of the Earth Dragon and Saving the Sun	Amazon	1	\$18.00	\$18.00	\$1,542.66
4/22/2022	CC	411	LL	Bob	eCampus	Dragon books	Amazon	1	\$67.64	\$67.64	\$1,475.02
4/22/2022	CC	360	LL	Bob	eCampus	DVD's for eCampus courses	Amazon	1	\$10.54	\$10.54	\$1,464.48
4/29/2022	CC	411	LL	Jenna	eCampus	Kindle subscription renewal	Amazon	1	\$7.48	\$7.48	\$1,457.00
4/28/2022	AP	360	BL	Bob	eCampus	Wonder (DVD) hot spots	AT&T	1	\$76.20	\$76.20	\$1,380.80

4/29/2022	CC	411	LL	Bob	eCampus	Studio limited 30 pcs Cosmetology School Student Starting Kit	Amazon	1	\$132.99	\$132.99	\$1,247.81
4/30/2022	JE	353	LL		eCampus	Postage		1	\$45.24	\$45.24	\$1,202.57
5/2/2022	CC	411	LL	Alexis Hail	eCampus	If You Come to Earth (book)	Amazon	1	\$13.52	\$13.52	\$1,189.05
5/9/2022	CR	360	LL	Bob	eCampus	Reimbursement for payment to The Early Education Station for Dekira Nailing to take the Skills and Stragies for the Child Care Teacher course and certification	Morgan Bely	1	\$135.00	\$135.00	\$1,054.05
5/9/2022	AP	321			eCampus	maintenance of copy machine	Gordon Flesch	1	\$33.50	\$33.50	\$1,020.55
5/9/2022	AP	321	LL		eCampus	postage		1	\$83.65	\$83.65	\$936.90
5/11/2022	CC	360	LL	Bob	eCampus	3-3 month and 10-5 month subscriptions	ALEKS	1	\$362.37	\$362.37	\$574.53
5/13/2022	CC	360	LL	Bob	eCampus	streaming service for eCampus	Wondrium				
5/17/2022	CC	360	LL	Bob	eCampus	Wondrium Annual Subscription	Greatcourses Plus	1	\$21.10	\$21.10	\$553.43
5/18/2022	CR2469	360	LL	Bob	eCampus	Develop student curriculum: Must Have Pencil Skills; licensure to utilize with eCampus Students through June 30, 2023	Greatcourses Plus	1	\$139.87	\$139.87	\$413.56
5/23/2022	CC	360	LL	Bob	eCampus	monthly subscription renewal	Darrel Tank Graphic Productions	1	\$1,000.00	\$1,000.00	-\$586.44
5/25/2022	AP	360	LL	Bob	eCampus	hot spots	Kindle	1	\$10.54	\$10.54	-\$596.98
5/31/2022	JE	353	LL	Bob	eCampus	postage	AT&T	1	\$76.20	\$76.20	-\$673.18
6/7/2022	CR2529	360	LL	Bob	eCampus	eDynamic Premium payment	SchoolsPLP	1	\$3.71	\$3.71	-\$676.89
6/8/2022	CC	321	LL	Bob	eCampus	maintenance of copy machine	Gordon Flesch	1	\$75.00	\$75.00	-\$751.89
6/15/2022	CC	411	LL	Bob	eCampus	curriculum for eCampus	Timberdoodle	1	\$57.56	\$57.56	-\$609.45
6/17/2022	CC	411	KS	Bob	eCampus	White Board supplies - cleaner, eraser	Amazon	1	\$1,010.00	\$1,010.00	-\$1,819.45
6/22/2022	CC	411	LL	Tracy	eCampus	ACT Prep practice books for 2023	Amazon	1	\$11.62	\$11.62	-\$1,831.07
6/24/2022	CC	360	LL	Bob	eCampus	Kindle subscription renewal	Amazon	1	\$39.41	\$39.41	-\$1,870.48
6/24/2022	CC	360	LL	Bob	eCampus	hot spots	AT&T	1	\$10.54	\$10.54	-\$1,881.02
									\$76.20	\$76.20	-\$1,957.22



**INDEPENDENT AUDITORS' REPORT ON COMMUNICATION  
WITH THOSE CHARGED WITH GOVERNANCE**

To the Board of Directors of  
Endeavor Charter School Corp.  
Watertown, Wisconsin

We have audited the financial statements of Endeavor Charter School Corp. as of and for the year ended June 30, 2021, and have issued our report thereon dated November 18, 2021. Professional standards require that we advise you of the following matters relating to our audit.

**Our Responsibility in Relation to the Financial Statement Audit**

As communicated in our engagement letter dated November 4, 2021, our responsibility, as described by professional standards, is to form and express an opinion about whether the financial statements that have been prepared by management with your oversight are presented fairly, in all material respects, in accordance with accounting principles generally accepted in the United States of America. Our audit of the financial statements does not relieve you or management of its respective responsibilities.

Our responsibility, as prescribed by professional standards, is to plan and perform our audit to obtain reasonable, rather than absolute, assurance about whether the financial statements are free of material misstatement. An audit of financial statements includes consideration of internal control over financial reporting as a basis for designing audit procedures that are appropriate in the circumstances, but not for the purpose of expressing an opinion on the effectiveness of the entity's internal control over financial reporting. Accordingly, as part of our audit, we considered the internal control of Endeavor Charter School Corp. solely for the purpose of determining our audit procedures and not to provide any assurance concerning such internal control.

We are also responsible for communicating significant matters related to the audit that are, in our professional judgment, relevant to your responsibilities in overseeing the financial reporting process. However, we are not required to design procedures for the purpose of identifying other matters to communicate to you.

We have provided our comments regarding a significant control deficiency noted during our audit in a separate letter to you dated November 18, 2021.

**Planned Scope and Timing of the Audit**

We conducted our audit consistent with the planned scope and timing we previously communicated to you.

**Compliance with All Ethics Requirements Regarding Independence**

The engagement team, others in our firm, as appropriate, our firm, and our network firms have complied with all relevant ethical requirements regarding independence.

## **Qualitative Aspects of the Entity's Significant Accounting Practices**

### *Significant Accounting Policies*

Management has the responsibility to select and use appropriate accounting policies. A summary of the significant accounting policies adopted by Endeavor Charter School Corp. is included in Note 1 to the financial statements. No matters have come to our attention that would require us, under professional standards, to inform you about (1) the methods used to account for significant unusual transactions and (2) the effect of significant accounting policies in controversial or emerging areas for which there is a lack of authoritative guidance or consensus.

### *Significant Accounting Estimates*

Accounting estimates are an integral part of the financial statements prepared by management and are based on management's current judgments. Those judgments are normally based on knowledge and experience about past and current events and assumptions about future events. Certain accounting estimates are particularly sensitive because of their significance to the financial statements and because of the possibility that future events affecting them may differ markedly from management's current judgments.

The most sensitive estimates affecting the financial statements were estimated lives for depreciated assets and functional expense allocations.

Management's estimate of the useful lives of depreciable assets is based on the expected lives as expressed by the manufacturers or vendors from whom the asset was purchased.

Management's estimate of the allocation of expenses is based on management estimates

We evaluated the key factors and assumptions used to develop this estimate and determined that it is reasonable in relation to the basic financial statements taken as a whole.

### **Significant Difficulties Encountered during the Audit**

We encountered no significant difficulties in dealing with management relating to the performance of the audit.

### **Uncorrected and Corrected Misstatements**

For purposes of this communication, professional standards require us to accumulate all known and likely misstatements identified during the audit, other than those that we believe are trivial, and communicate them to the appropriate level of management. Further, professional standards require us to also communicate the effect of uncorrected misstatements related to prior periods on the relevant classes of transactions, account balances or disclosures, and the financial statements as a whole. Management has corrected all identified misstatements.

In addition, professional standards require us to communicate to you all material, corrected misstatements that were brought to the attention of management as a result of our audit procedures. None of the misstatements identified by us as a result of our audit procedures and corrected by management were material, either individually or in the aggregate, to the financial statements taken as a whole (see Appendix A).

### **Disagreements with Management**

For purposes of this letter, professional standards define a disagreement with management as a matter, whether or not resolved to our satisfaction, concerning a financial accounting, reporting, or auditing matter, which could be significant to Endeavor Charter School Corp.'s financial statements or the auditors' report. No such disagreements arose during the course of the audit.

### **Representations Requested from Management**

We have requested certain written representations from management, which are included in the attached letter (Appendix B) dated November 18, 2021.

### **Management's Consultations with Other Accountants**

In some cases, management may decide to consult with other accountants about auditing and accounting matters. Management informed us that, and to our knowledge, there were no consultations with other accountants regarding auditing and accounting matters.

### **Other Significant Matters, Findings or Issues**

In the normal course of our professional association with Endeavor Charter School Corp., we generally discuss a variety of matters, including the application of accounting principles and auditing standards, operating conditions affecting the entity, and operating plans and strategies that may affect the risks of material misstatement. None of the matters discussed resulted in a condition to our retention as Endeavor Charter School Corp.'s auditors.

This report is intended solely for the information and use of the Board of Directors and management of Endeavor Charter School Corp. and is not intended to be and should not be used by anyone other than these specified parties.

Very truly yours,

*Hankins Ash CPAs, LLP*

Manitowoc, Wisconsin  
November 18, 2021

**INDEPENDENT AUDITORS' REPORT ON COMMUNICATION  
OF A SIGNIFICANT DEFICIENCY**

To the Board of Directors of  
Endeavor Charter School Corp.  
Watertown, Wisconsin

In planning and performing our audit of the financial statements of Endeavor Charter School Corp. as of and for the year ended June 30, 2021, in accordance with auditing standards generally accepted in the United States of America, we considered Endeavor Charter School Corp.'s internal control over financial reporting (internal control) as a basis for designing audit procedures that are appropriate in the circumstances for the purpose of expressing our opinion on the financial statements, but not for the purpose of expressing an opinion on the effectiveness of the entity's internal control. Accordingly, we do not express an opinion on the effectiveness of Endeavor Charter School Corp.'s internal control.

Our consideration of internal control was for the limited purpose described in the preceding paragraph and was not designed to identify all deficiencies in internal control that might be material weaknesses. Given these limitations, during our audit we did not identify any deficiencies in internal control that we consider to be material weaknesses. However, material weaknesses may exist that have not been identified.

A deficiency in internal control exists when the design or operation of a control does not allow management or employees, in the normal course of performing their assigned functions, to prevent, or detect and correct, misstatements on a timely basis. A material weakness is a deficiency, or a combination of deficiencies, in internal control over financial reporting, such that there is a reasonable possibility that a material misstatement of the entity's financial statements will not be prevented, or detected and corrected on a timely basis. A reasonable possibility exists when the likelihood of an event occurring is either reasonably possible or probable as defined as follows:

- *Reasonably possible.* The chance of the future event or events occurring is more than remote but less than likely.
- *Probable.* The future event or events are likely to occur.

A significant deficiency is a deficiency, or a combination of deficiencies in internal control that is less severe than a material weakness, yet important enough to merit attention by those charged with governance. We consider the following deficiency in Endeavor Charter School Corp.'s internal control to be a significant deficiency:

## Management's Responsibility for Preparation of Financial Statements

The Organization does not have an internal control system designed to provide for the preparation of the financial statements being audited. As auditors, we were requested to draft the financial statements and accompanying notes to the financial statements in accordance with generally accepted accounting principles (GAAP) from management's information. This circumstance is not unusual in an Organization of your size. It is the responsibility of management and those charged with governance to make the decision whether to accept the degree of risk associated with this condition because of cost or other considerations.

This communication is intended solely for the information and use of the Board of Directors and management of Endeavor Charter School Corp. and is not intended to be, and should not be, used by anyone other than these specified parties.

HAWKINS ASH CPAS, LLP

*Hawkins Ash CPAs, LLP*

Manitowoc, Wisconsin  
November 18, 2021

## APPENDIX A

Charter School Revenues  
Annual Five Year Projections

REVENUE ITEMS	TOTAL REVENUES Year 1	TOTAL REVENUES Year 2	TOTAL REVENUES Year 3	TOTAL REVENUES Year 4	TOTAL REVENUES Year 5
<b>CONTRACT AMOUNT &amp; CONTRIBUTIONS</b>					
CONTRACT AMOUNT	\$ 248,864	\$ 311,080	\$ 373,260	\$ 435,470	\$ 497,680
OPERATORS' SUBSIDY or CONTRIBUTION					
FUND RAISING OR EXTERNAL CONTRIBUTIONS					
<b>TOTAL TUITION &amp; CONTRIBUTIONS</b>	\$ 248,864	\$ 311,080	\$ 373,260	\$ 435,470	\$ 497,680
<b>SCHOOL FEES</b>					
BOOK & SUPPLY FEES	\$ 1,800	\$ 2,250	\$ 2,700	\$ 3,150	\$ 3,600
PERSONAL USE ITEMS					
SOCIAL AND EXTRA-CURRICULAR FEES					
<b>TOTAL SCHOOL FEES</b>	\$ 1,800	\$ 2,250	\$ 2,700	\$ 3,150	\$ 3,600
<b>FOOD SERVICE REVENUES</b>					
MEAL AND OTHER FOOD SERVICE CHARGES					
GOVERNMENT FUNDED FOOD SERVICE ASSISTANCE					
<b>TOTAL FOOD SERVICE REVENUES</b>	\$ -	\$ -	\$ -	\$ -	\$ -
<b>OTHER GOVERNMENT PAYMENTS: List Below</b>					
WCSP Grant Funds	\$ 110,000	\$ 110,000	\$ 110,000	\$ 110,000	\$ 110,000
<b>TOTAL OTHER GOVERNMENT PAYMENTS</b>	\$ 110,000	\$ 110,000	\$ 110,000	\$ 110,000	\$ 110,000
INVESTMENT INCOME					
RENTAL OF FACILITIES TO OTHERS					
<b>OTHER: Describe Below</b>					
<b>TOTAL OTHER</b>	\$ -	\$ -	\$ -	\$ -	\$ -
<b>TOTAL REVENUES</b>	\$ 360,664	\$ 423,330	\$ 485,960	\$ 548,620	\$ 611,280



**Charter School Expenses  
Annual Five Year Projections**

<b>FACILITY OCCUPANCY CHARGE</b>										
<b>54</b>	FACILITY RENT									
	IDENTIFY TO WHOM RENT IS PAID (Enter on line below)									
<b>55</b>	TOTAL FACILITY OCCUPANCY CHARGE	\$	-	\$	-	\$	-	\$	-	\$

<b>SUPPLIES</b>										
<b>56</b>	ADMINISTRATIVE SUPPLIES	\$	5,000	\$	5,000	\$	5,000	\$	5,000	\$
<b>57</b>	CLASSROOM SUPPLIES	\$	3,500	\$	3,500	\$	3,500	\$	3,500	\$
<b>58</b>	BUILDING MAINTENANCE SUPPLIES	\$	-							
<b>59</b>	SECURITY OPERATIONS SUPPLIES	\$	-							
<b>60</b>	FOOD SERVICE SUPPLIES	\$	-							
<b>61</b>	PUPIL TRANSPORTATION SUPPLIES	\$	-							
<b>62</b>	OTHER SUPPLIES	\$	-							
<b>63</b>	TOTAL SUPPLIES	\$	8,500	\$	8,500	\$	8,500	\$	8,500	\$

<b>INSURANCE</b>										
<b>64</b>	INSURANCE	\$	1,250	\$	1,300	\$	1,350	\$	1,400	\$
<b>65</b>	TOTAL INSURANCE	\$	1,250.00	\$	1,300.00	\$	1,350.00	\$	1,400.00	\$

<b>OTHER</b>										
<b>66</b>	OTHER EXPENSES (ATTACH ITEMIZATION IF AMOUNT ON LINE IS OVER \$500)	\$	-							
<b>67</b>	TOTAL OTHER	\$	-	\$	-	\$	-	\$	-	\$
<b>68</b>	INTEREST EXPENSE CURRENT CASH FLOW DEBT	\$	-							
<b>69</b>	TOTAL OPERATING EXPENSES	\$	437,108	\$	531,654	\$	544,380	\$	556,438	\$

		\$	1,450	\$	1,450	\$	1,450	\$	1,450	\$
--	--	----	-------	----	-------	----	-------	----	-------	----





**Charter School Expenses  
Annual Five Year Projections**

Line	ITEM	TOTAL COST Year 1	TOTAL COST Year 2	TOTAL COST Year 3	TOTAL COST Year 4	TOTAL COST Year 5
	<b>SALARIES AND WAGES</b>					
1	ADMINISTRATIVE STAFF SALARIES AND WAGES	\$ 97,739	\$ 99,694	\$ 101,688	\$ 103,722	\$ 105,796
2	CLASSROOM STAFF SALARIES & WAGES	\$ 158,589	\$ 205,803	\$ 209,919	\$ 214,117	\$ 288,744
3	EXTENDED CONTRACT-STAFF SALARY AND WAGES	\$ 7,500	\$ 10,000	\$ 10,000	\$ 10,000	\$ 12,000
4	BUILDING MAINTENANCE STAFF SALARIES AND WAGES	\$ 7,000	\$ 7,500	\$ 8,000	\$ 8,500	\$ 9,000
5	SECURITY STAFF SALARIES AND WAGES	\$ -	\$ -	\$ -	\$ -	\$ -
6	FOOD SERVICES STAFF SALARIES AND WAGES	\$ 5,000	\$ 5,500	\$ 6,000	\$ 6,500	\$ 6,600
7	PUPIL TRANSPORTATION STAFF SALARIES AND WAGES	\$ -	\$ -	\$ -	\$ -	\$ -
8	<b>TOTAL SALARIES AND WAGES</b>	\$ 275,828	\$ 328,497	\$ 335,607	\$ 342,839	\$ 422,140

	<b>FICA AND MEDICARE TAXES</b>					
9	ADMINISTRATIVE STAFF FICA & MEDICARE TAXES	\$ 7,477	\$ 7,626	\$ 7,779	\$ 7,935	\$ 8,094
10	CLASSROOM STAFF FICA & MEDICARE TAXES	\$ 12,131	\$ 15,443	\$ 15,752	\$ 16,067	\$ 21,788
3	EXTENDED CONTRACT-STAFF FICA & MEDICARE TAXES	\$ 570	\$ 600	\$ 630	\$ 660	\$ 690
11	BUILDING MAINTENANCE STAFF FICA & MEDICARE TAXES	\$ 395	\$ 425	\$ 455	\$ 485	\$ 515
12	SECURITY STAFF FICA & MEDICARE TAXES	\$ -	\$ -	\$ -	\$ -	\$ -
13	FOOD SERVICES STAFF FICA & MEDICARE TAXES	\$ 225	\$ 235	\$ 245	\$ 255	\$ 265
14	PUPIL TRANSPORTATION STAFF FICA & MEDICARE TAXES	\$ -	\$ -	\$ -	\$ -	\$ -
15	OTHER STAFF FICA & MEDICARE TAXES	\$ -	\$ -	\$ -	\$ -	\$ -
16	<b>TOTAL FICA AND MEDICARE TAXES</b>	\$ 20,798	\$ 24,329	\$ 24,861	\$ 25,402	\$ 31,352

	<b>UNEMPLOYMENT TAXES</b>					
17	ADMINISTRATIVE STAFF UNEMPLOYMENT TAXES					
18	CLASSROOM STAFF UNEMPLOYMENT TAXES					
19	BUILDING MAINTENANCE STAFF UNEMPLOYMENT TAXES					
20	SECURITY STAFF UNEMPLOYMENT TAXES					
21	FOOD SERVICES STAFF UNEMPLOYMENT TAX & PAYMENTS					
22	PUPIL TRANSPORTATION STAFF UNEMPLOYMENT TAXES					
23	OTHER STAFF UNEMPLOYMENT TAXES					
24	<b>TOTAL UNEMPLOYMENT TAXES</b>	\$ -	\$ -	\$ -	\$ -	\$ -

	<b>EMPLOYER PAID BENEFITS</b>					
25	ADMINISTRATIVE STAFF EMPLOYER PAID BENEFITS	\$ 42,145	\$ 42,978	\$ 43,838	\$ 44,715	\$ 45,609
26	CLASSROOM STAFF EMPLOYER PAID BENEFITS	\$ 50,537	\$ 86,200	\$ 87,924	\$ 89,682	\$ 129,306
27	BUILDING MAINTENANCE EMPLOYER PAID BENEFITS	\$ 1,000	\$ 1,500	\$ 2,000	\$ 2,500	\$ 3,000



**Endeavor Charter School  
Annual Five Year Projections**

Line	ITEM	TOTAL COST Year 1	TOTAL COST Year 2	TOTAL COST Year 3	TOTAL COST Year 4	TOTAL COST Year 5
	<b>SALARIES AND WAGES</b>					
1	ADMINISTRATIVE STAFF SALARIES AND WAGES	\$ 137,025	\$ 188,000	\$ 190,820	\$ 193,682	\$ 196,544
2	CLASSROOM STAFF SALARIES & WAGES	\$ 10,200	\$ 10,404	\$ 10,612	\$ 10,828	\$ 11,044
3	EXTENDED CONTRACT-STAFF SALARY AND WAGES	\$ 7,000	\$ 7,140	\$ 7,283	\$ 7,429	\$ 7,575
4	BUILDING MAINTENANCE STAFF SALARIES AND WAGES					
5	SECURITY STAFF SALARIES AND WAGES					
6	FOOD SERVICES STAFF SALARIES AND WAGES	\$ 5,000	\$ 5,100	\$ 5,202	\$ 5,306	\$ 5,410
7	PUPIL TRANSPORTATION STAFF SALARIES AND WAGES					
8	<b>TOTAL SALARIES AND WAGES</b>	\$ 159,225	\$ 210,644	\$ 213,917	\$ 217,245	\$ 220,573

	<b>FICA AND MEDICARE TAXES</b>					
9	ADMINISTRATIVE STAFF FICA & MEDICARE TAXES					
10	CLASSROOM STAFF FICA & MEDICARE TAXES	\$ 7,742	\$ 10,622	10,781	10,944	11,107
3	EXTENDED CONTRACT-STAFF FICA & MEDICARE TAXES	\$ 570	\$ 575	580	586	592
11	BUILDING MAINTENANCE STAFF FICA & MEDICARE TAXES	\$ 395	\$ 398	402	405	408
12	SECURITY STAFF FICA & MEDICARE TAXES					
13	FOOD SERVICES STAFF FICA & MEDICARE TAXES	\$ 217	\$ 220	223	226	229
14	PUPIL TRANSPORTATION STAFF FICA & MEDICARE TAXES					
15	OTHER STAFF FICA & MEDICARE TAXES					
16	<b>TOTAL FICA AND MEDICARE TAXES</b>	\$ 8,924	\$ 11,815	\$ 11,986	\$ 12,161	\$ 12,336

	<b>UNEMPLOYMENT TAXES</b>					
17	ADMINISTRATIVE STAFF UNEMPLOYMENT TAXES					
18	CLASSROOM STAFF UNEMPLOYMENT TAXES					
19	BUILDING MAINTENANCE STAFF UNEMPLOYMENT TAXES					
20	SECURITY STAFF UNEMPLOYMENT TAXES					
21	FOOD SERVICES STAFF UNEMPLOYMENT TAX & PAYMENTS					
22	PUPIL TRANSPORTATION STAFF UNEMPLOYMENT TAXES					
23	OTHER STAFF UNEMPLOYMENT TAXES					
24	<b>TOTAL UNEMPLOYMENT TAXES</b>	\$ -	\$ -	\$ -	\$ -	\$ -

<b>EMPLOYER PAID BENEFITS</b>						
25	ADMINISTRATIVE STAFF EMPLOYER PAID BENEFITS					
26	CLASSROOM STAFF EMPLOYER PAID BENEFITS	\$ 27,405	\$ 37,600	\$ 38,164	\$ 38,736	\$ 39,308
27	BUILDING MAINTENANCE EMPLOYER PAID BENEFITS					
28	SECURITY STAFF EMPLOYER PAID BENEFITS					
29	FOOD SERVICES STAFF EMPLOYER PAID BENEFITS					
30	PUPIL TRANSPORTATION STAFF EMPLOYER PAID BENEFITS					
31	OTHER STAFF EMPLOYER PAID BENEFITS					
32	<b>TOTAL EMPLOYER PAID BENEFITS</b>	\$ 27,405	\$ 37,600	\$ 38,164	\$ 38,736	\$ 39,308

<b>CONTRACTED PROFESSIONAL SERVICES</b>						
33	ACCOUNTING SERVICES					
IDENTIFY NAME OF ACCOUNTING SERVICES PROVIDER BELOW						
33a						
34	INDEPENDENT AUDITING SERVICES	\$ 2,500	\$ 2,500	\$ 2,500	\$ 2,500	\$ 2,500
IDENTIFY NAME OF INDEPENDENT AUDITING SERVICES PROVIDER BELOW						
34a						
35	EDUCATIONAL CONSULTANT SERVICES	\$ 10,000	\$ 5,000	\$ 5,000	\$ 5,000	\$ 5,000
36	LEGAL SERVICES	\$ 1,000	\$ 500	\$ 500	\$ 500	\$ 500
37	OTHER PROFESSIONAL SERVICES					
38	<b>TOTAL CONTRACTED PROFESSIONAL SERVICES</b>	\$ 13,500	\$ 8,000	\$ 8,000	\$ 8,000	\$ 8,000
Line	ITEM					
<b>PURCHASED OPERATIONAL SERVICES</b>						
39	TELEPHONE	\$ 1,250	\$ 1,300	\$ 1,350	\$ 1,400	\$ 1,450
40	INTERNET ACCESS	\$ 1,050	\$ 1,100	\$ 1,150	\$ 1,200	\$ 1,250
41	ELECTRICITY	\$ 2,500	\$ 2,550	\$ 2,600	\$ 2,650	\$ 2,700
42	GAS FOR FACILITY OPERATION	\$ 2,600	\$ 2,700	\$ 2,800	\$ 3,000	\$ 3,200
43	EQUIPMENT MAINTAINANCE AND REPAIR	\$ 1,500	\$ 2,000	\$ 2,500	\$ 3,000	\$ 3,500
44	BUILDING MAINTENANCE					
45	BUILDING REPAIR					
46	OTHER BUILDING OPERATION EXPENSE					
47	FOOD SERVICE PREPARATION AND MEALS	\$ 5,200	\$ 5,400	\$ 5,600	\$ 5,800	\$ 6,000
48	SECURITY SERVICES					
49	CONTRACTOR OPERATED PUPIL TRANSPORTATION SERVICES					
50	PUPIL TRANSPORTATION VEHICLE MAINTENANCE AND REPAIR					
51	OTHER VEHICLE MAINTENANCE AND REPAIR					





## 2021-22 PERSONNEL COSTS

<u>eCampus</u>	<u>Salary</u>	<u>Fringe</u>	<u>Total</u>
Teacher 1	\$76,459.29	\$34,921.71	\$111,381.00
Teacher 2	\$70,760.65	\$34,167.80	\$104,928.45
Teacher 3	\$23,591.64	\$3,508.09	\$27,099.73
Teacher 4	\$48,710.41	\$31,150.11	\$79,860.52
Teacher 5	\$28,701.55	\$4,196.25	\$32,897.80
Teacher 6	\$77,102.75	\$35,671.38	\$112,774.13
Teacher 7	\$54,819.01	\$31,869.57	\$86,688.58
	<b>\$380,145.30</b>	<b>\$175,484.91</b>	<b>\$555,630.21</b>

<u>Endeavor</u>	<u>Salary</u>	<u>Fringe</u>	<u>Total</u>
Teacher 1	\$71,198.68	\$34,132.93	\$105,331.61
Teacher 2	\$79,265.68	\$35,063.84	\$114,329.52
Teacher 3	\$84,685.99	\$35,976.06	\$120,662.05
	<b>\$235,150.35</b>	<b>\$105,172.83</b>	<b>\$340,323.18</b>